

SUBJECT:

"LR20" REFLECTOR

# PHILIPS INSTRUCTION SHEET

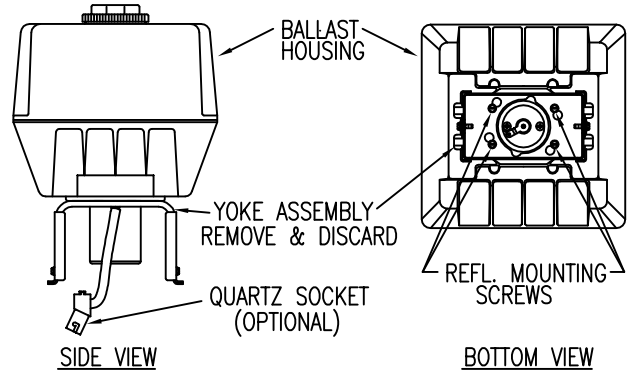
**WARNING:** ELECTRICAL SHOCK POTENTIAL !! DO NOT ATTEMPT TO INSTALL, MAINTAIN OR RELAMP WITHOUT DISCONNECTING ALL POWER. FAILURE TO DISCONNECT POWER CAN RESULT IN ELECTROCUTION, SHOCK OR SEVERE BURNS.

**CAUTION:** This fixture is designed for permanent installation in ordinary (Non-Hazardous) locations in accordance with the National Electrical Code and all applicable local codes. Do not use in areas of limited ventilation or in high ambient enclosures. The lamp and fixture operate at high temperatures, contact with combustible materials can cause fire and personal contact can cause severe burns.

## BALLAST HOUSING – "HBO" OR "EHO"

NOTE: "HBO" BALLAST HOUSING SHOWN, INSTRUCTIONS WILL BE IDENTICAL FOR "EHO" BALLAST HOUSING

- 1) REMOVE YOKE ASSEMBLY BY LOOSENING (DO NOT REMOVE) THE (4) REFLECTOR MOUNTING SCREWS AND ROTATING YOKE ASSEMBLY OVER KEYHOLES UNTIL IT SLIDES OVER SOCKET.
- 2) DISCARD YOKE ASSEMBLY
- 3) MOUNT BALLAST HOUSING SECURELY AS REQUIRED. SEE INSTRUCTIONS PACKED WITH BALLAST HOUSING



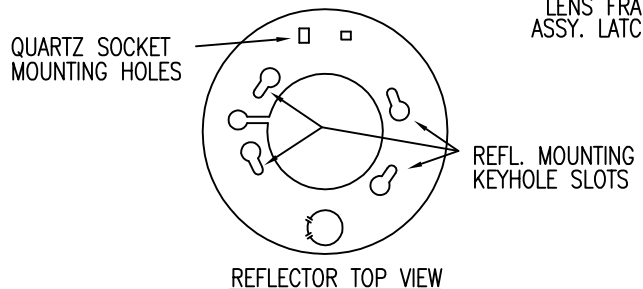
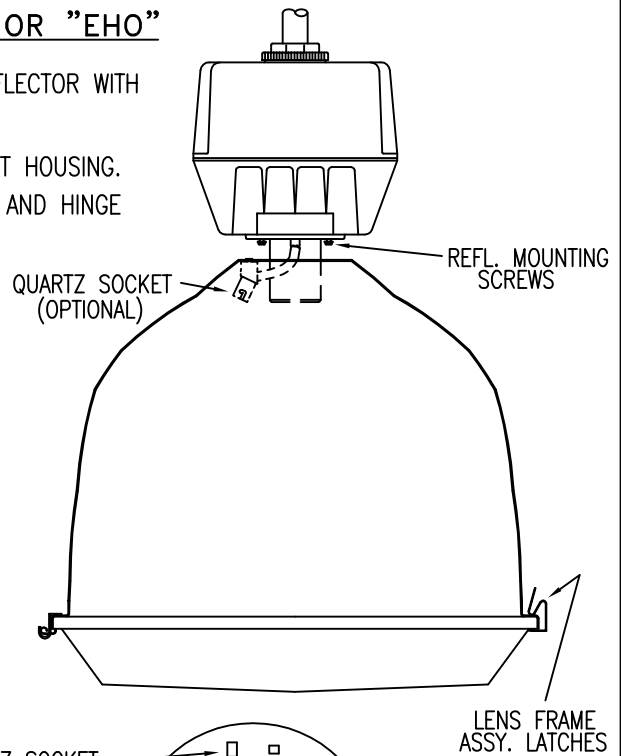
## REFLECTOR MOUNTING, LR20 WITH "HBO" OR "EHO"

NOTE: REFLECTOR MOUNTING SHOWN WITH "HBO" HOUSING, REFLECTOR WITH "EHO" HOUSING WILL ASSEMBLE IN IDENTICAL FASHION.

- 1) LOOSEN THE (4) REFLECTOR MOUNTING SCREWS ON BALLAST HOUSING.
- 2) OPEN THE LENS FRAME ASSEMBLY LATCHES ON REFLECTOR AND HINGE LENS OPEN.
- 3) ATTACH REFLECTOR TO BALLAST HOUSING AT KEY-HOLE SLOTS AND TIGHTEN SCREWS.

NOTE: IF UNIT IS EQUIPPED WITH OPTIONAL QUARTZ SOCKET ATTACH QUARTZ SOCKET AS DESCRIBED BELOW, THEN TIGHTEN REFLECTOR MOUNTING SCREWS

- 4) CLOSE LENS AND FASTEN LATCHES.



## OPTIONAL QUARTZ MOUNTING

THE QUARTZ SOCKET IS EQUIPPED WITH A SPRING STEEL BRACKET. ROUTE SOCKET THRU CENTER HOLE OF REFLECTOR AND SNAP QUARTZ SOCKET BRACKET INTO THE SMALL SQUARE HOLES IN REFLECTOR ON EITHER SIDE

PART NO. 7-26103-501 JULY 2011

Philips Lighting North  
America Corporation  
200 Franklin Square Drive  
Somerset, NJ 08873, USA  
Phone: 855-486-2216  
philips.com/luminaires

Philips Lighting Canada Ltd.  
281 Hillmount Road  
Markham ON, Canada L6C 2S3  
Phone: 800-668-9008  
philips.com/luminaires