



Lumec **TownGuide** family is a functional outdoor LED lighting range for the lower post-top applications. **TownGuide** is most suitable for parks and recreation, city centers, pedestrian areas and bike paths, campuses, public areas and green projects.

Project: _____
 Location: _____
 Cat.No: _____
 Type: _____
 Lamps: _____ Qty: _____
 Notes: _____

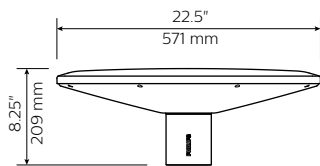
Ordering guide

Example: PBDP100-101W128LED4K-MP-PC-C-LE5-UNV-CDMGM25-RCD-PH8-P120-12-GR

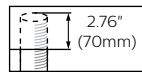
| Series | Lamp | Lamp type | Globe material | Globe finish | Optical system | Voltage | Driver options | House Side Shield | Luminaire options | Luminaire accessory | Pole type & height | Finish |
|-----------------------------|--|-----------|----------------|--------------|-------------------|------------|---|--------------------------|---------------------------------------|---------------------|--|-----------------------------------|
| PBDP100 | | MP | PC | | | UNV | | <input type="checkbox"/> | | | | |
| PBDP100 Flat cone | 3000K 50W64LED3K 61W64LED3K 75W96LED3K 95W128LED3K 101W128LED3K 4000K 50W64LED4K 61W64LED4K 75W96LED4K 95W128LED4K 101W128LED4K | MP | PC | C | LE2 LE3 LE5 | UNV | CLO DALI CDMGS25 CDMGS50 CDMGS75 CDMGM25 CDMGM50 CDMGM75 CDMGE25 CDMGE50 CDMGE75 DMG | HS | RCD ¹ RCD7 ¹ | PH8 PH9 | P120-8 P120-10 P120-12 P120-14 P150-8 P150-10 | BKST BRST GR MGY WHST |

1. Use of Luminaire accessory **PH8** or **PH9** is required to ensure proper illumination.

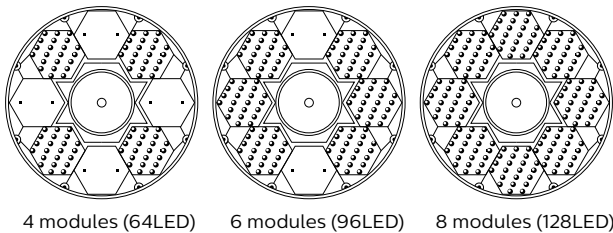
Luminaire



EPA: .5489 sq. ft.
Weight: 14.06 lbs

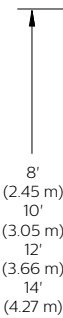


Arrangement of the LED modules in the luminaire, viewed from the road axis.

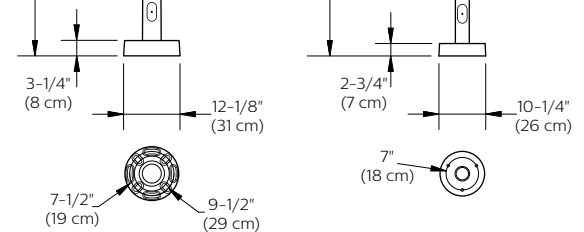


Poles

P120



P150



PBDP100 TownGuide Flat Cone Post Top

Urban Luminaire

Clear Globe (3000K)

LED = Mid-Power, CRI = 80, CCT = 3000K (+/- 350K), System (LED + driver) rated life = 70,000 hrs

| LED Module | Total LEDs | LED Current (mA) | Average System Wattas (W) | LE2 | | | LE3 | | | LE5 | | |
|----------------------|------------|------------------|---------------------------|-----------------------|----------------|------------|-----------------------|----------------|------------|-----------------------|----------------|------------|
| | | | | Delivered Lumens (LM) | Efficacy (LPW) | BUG rating | Delivered Lumens (LM) | Efficacy (LPW) | BUG rating | Delivered Lumens (LM) | Efficacy (LPW) | BUG rating |
| 50W64LED3K-MP-PC-C | 64 | 239 | 51 | 4204 | 83 | B1-U2-G1 | 4238 | 84 | B1-U2-G1 | 4393 | 87 | B2-U2-G1 |
| 61W64LED3K-MP-PC-C | 64 | 284 | 62 | 4843 | 78 | B1-U2-G1 | 4882 | 79 | B1-U2-G1 | 5061 | 82 | B3-U2-G1 |
| 75W96LED3K-MP-PC-C | 96 | 234 | 76 | 6271 | 83 | B2-U2-G1 | 6321 | 84 | B2-U2-G2 | 6552 | 87 | B3-U2-G1 |
| 95W128LED3K-MP-PC-C | 128 | 229 | 96 | 8131 | 85 | B2-U3-G2 | 8197 | 86 | B2-U3-G2 | 8496 | 89 | B3-U3-G2 |
| 101W128LED3K-MP-PC-C | 128 | 243 | 102 | 8472 | 83 | B2-U3-G2 | 8540 | 84 | B2-U3-G2 | 8852 | 87 | B3-U3-G2 |

Clear Globe (4000K)

LED = Mid-Power, CRI = 80, CCT = 4000K (+/- 350K), System (LED + driver) rated life = 70,000 hrs

| LED Module | Total LEDs | LED Current (mA) | Average System Wattas (W) | LE2 | | | LE3 | | | LE5 | | |
|----------------------|------------|------------------|---------------------------|-----------------------|----------------|------------|-----------------------|----------------|------------|-----------------------|----------------|------------|
| | | | | Delivered Lumens (LM) | Efficacy (LPW) | BUG rating | Delivered Lumens (LM) | Efficacy (LPW) | BUG rating | Delivered Lumens (LM) | Efficacy (LPW) | BUG rating |
| 50W64LED4K-MP-PC-C | 64 | 239 | 51 | 4386 | 87 | B1-U2-G1 | 4421 | 88 | B1-U2-G1 | 4583 | 91 | B2-U2-G1 |
| 61W64LED4K-MP-PC-C | 64 | 284 | 62 | 5053 | 82 | B1-U2-G1 | 5094 | 82 | B1-U2-G1 | 5280 | 85 | B3-U2-G1 |
| 75W96LED4K-MP-PC-C | 96 | 234 | 76 | 6542 | 87 | B2-U3-G2 | 6595 | 87 | B2-U2-G2 | 6836 | 90 | B3-U3-G1 |
| 95W128LED4K-MP-PC-C | 128 | 229 | 96 | 8482 | 88 | B2-U3-G2 | 8551 | 89 | B2-U3-G2 | 8863 | 92 | B3-U3-G2 |
| 101W128LED4K-MP-PC-C | 128 | 243 | 102 | 8838 | 87 | B2-U3-G2 | 8909 | 88 | B2-U3-G2 | 9235 | 91 | B3-U3-G2 |

Values from photometric tests performed in accordance with IESNA LM-79 and are representative of the configurations shown. Actual performance may vary due to installation and environmental variables, LED and driver tolerances, and field measurement considerations. It is highly recommended to confirm performance with a photometric layout.

Note: Some data may be scaled based on tests of similar (but not identical) luminaires. Contact factory for configurations not shown.

Specifications

Hood

In a round shape, made of die cast A413 aluminum, mechanically fastened to the globe.

Globe (PC)

One-piece Seamless impact resistant injected-molded clear UV-Stabilized polycarbonate. The globe is mechanically assembled on the hood and fitter. C: clear finish.

Fitter

Made of die cast A413 Aluminum alloy. Comes with an easy self adjusting system with two 2 set screws M8 x 20 Allen type for ease of maintenance and installation. Fits on a 3"(76mm) outside diameter by 2.76" (70mm) long tenon.

LED Engine

Light engine composed of 3 main components: LED / Optical System / Driver Electrical components are RoHS compliant. Offered in configurations of 4, 6 or 8 modules. Product does not use any cooling device with moving parts (only passive cooling device). Each module is composed of 16 MP mid power white LEDs. Color temperature of 3000K and 4000K nominal, 80 CRI.

Optical system

LE2 (type II asymmetrical), **LE3** (type III asymmetrical) or **LE5** (type V symmetrical) light distributions. Composed of high-performance optical grade PMMA acrylic refractor lenses to achieve desired distribution optimized to get maximum spacing, target lumens and a superior lighting uniformity. Optical system is rated IP66. Performance shall be tested per LM-63, LM-79 and TM-15 (IESNA) certifying its photometric performance. Street side indicated.

Driver

Driver comes with dimming compatible 0-10 volts. High power factor of 95%. Electronic driver, operating range 50/60 Hz. **UNV:** Auto-adjusting universal voltage input from 120 to 277 VAC rated for both application line to line or line to neutral. Class I, THD of 20% max. Maximum ambient operating temperature from -40° F (-40° C) to 130° F (55° C) degrees. Certified in compliance to UL1310 cULus requirement. Dry and damp location. Mechanically fastened on the hood.

The current supplying the LEDs will be reduced by the driver if the driver experiences internal overheating as a protection to the LEDs and the electrical components. Output is protected from short circuits, voltage overload and current overload. Automatic recovery after correction.

Wiring

Gauge (#18) TEW/AWM 1015 or 1230 wires, 6" (152mm) minimum exceeding from luminaire.

PBDP100 TownGuide Flat Cone Post Top

Urban Luminaire

Specifications (continued)

Surge protector

Surge protector tested in accordance with ANSI/IEEE C62.45 per ANSI/IEEE C62.41.2 Scenario I Category C High Exposure 10kV/10kA waveforms for Line Ground, Line Neutral and Neutral Ground, and in accordance with U.S. DOE (Department of Energy) MSSLC (Municipal Solid State Street Lighting Consortium) model specification for LED Urban luminaires electrical immunity requirements for High Test Level 10kV / 10kA.

Hardware

All exposed screws shall be stainless steel. All seals and sealing devices are made and/or lined with EPDM and/or silicone and/or rubber.

Driver options

CLO: Pre-set driver to manage the lumen depreciation by adjusting the power given to the LEDs offering the same lighting intensity during the entire lifespan of the LED module.

DALI: Pre-set driver compatible with the DALI control system.

CDMG: Dimmable driver standard dimming functionalities including pre-programmed scenarios to suit many applications and needs from safety to maximum energy savings.

DMG: Dimmable driver 0-10Vt.

| Ordering Code | Scenario | Dimming Time | Dimming Level |
|---------------|----------|--------------|---------------|
| CDMGS25 | Safety | 4 hours | 25% power |
| CDMGS50 | Safety | 4 hours | 50% power |
| CDMGS75 | Safety | 4 hours | 75% power |
| CDMGM25 | Median | 6 hours | 25% power |
| CDMGM50 | Median | 6 hours | 50% power |
| CDMGM75 | Median | 6 hours | 75% power |
| CDMGE25 | Economy | 8 hours | 25% power |
| CDMGE50 | Economy | 8 hours | 50% power |
| CDMGE75 | Economy | 8 hours | 75% power |

Luminaire option

RCD: Receptacle with 5 pins allowing dimming, can be used with a twist-lock, photoelectric cell or a shorting cap.

RCD7: Receptacle with 7 pins allowing dimming, can be used with a twist-lock, photoelectric cell or a shorting cap.

Options

HS: House side shield optional

Luminaire accessories

PH8: Photoelectric Cell, Twist-lock Type complete with receptacle. Allows a 90° rotation.

PH9: Shorting cap, Twist-lock Type complete with receptacle.

Finish

The Thermosetting powder coating provided meets the color requirements of the AAMA 2604 specification as measured per ASTM D2244. The Thermosetting product is applied at a dry film of 2.5 to 4.0 mils (64-102 microns) on textured finishes, resulting in a durable long lasting finish.

Finish Options Include:

BKST: Black Sand Textured
BRST: Bronze Sand Textured
GR: Dark Gray Sand Textured
MGY: Medium Gray Sand Textured
WHST: White Sand Textured.

Consult factory for custom finish options.

LED products (manufacturing standard)

The electronic components sensitive to electrostatic discharge (ESD) such as light emitting diodes (LEDs) are assembled in compliance with IEC61340 5 1 and ANSI/ESD S20.20 standards so as to eliminate ESD events that could decrease the useful life of the product.

LED Performance

| Predicted lumen depreciation data ¹ | | | | |
|--|-----------|---|--|------------------------------------|
| Ambient Temperature (°C) | Driver mA | Calculated L ₇₀ hours ^{2,2} | L ₇₀ per TM-21 ^{2,3} | Lumen Maintenance % @ 60,000 hours |
| 25°C | 245 mA | >100,000 | >60,000 | 89.8% |

1. Predicted performance derived from LED manufacturer's data and engineering design estimates, based on IESNA LM-80 methodology. Actual experience may vary due to field application conditions.
2. L₇₀ is the predicted time when LED performance depreciates to 70% of initial lumen output.
3. Calculated per IESNA TM21-11. Published L₇₀ hours limited to 6 times actual LED test hours.

Quality control

Manufactured to ISO 9001 2008 standards and ISO 14001 2004 International Quality Standards Certification.

Vibration resistance

Meets the ANSI C136.31, American National Standard for Roadway Luminaire Vibration specifications for normal applications (Tested for 1.5G over 100 000 cycles).

Certifications and Compliance

cETL listed to Canadian safety standards for wet locations. UL8750 and UL1598 compliant. ETL listed to U.S. safety standards for wet locations. cETL listed to Canadian safety standards for wet locations. LM80 & LM79 tested. Listed on the DesignLights™ Consortium (DLC) Qualified Products.

Pole options

P120: 413F, low-copper cast aluminum. 6063-T6 extruded aluminum. Anchor rods are hot dipped galvanized steel. Tenon/Top: 3" OD., Bolt Circle: 7 1/2" - 9 1/2", Anchor Rods: (4) 3/4" dia. x 19", Base Dimensions: 11 1/2" dia. x 2 3/8", Base Cover: (Included) 12 1/8" dia. x 3 1/4", Hand Hole: 2" x 4" Oval, Shaft: 4" - 3" Tapered, Wall Thickness: 0.125 Aluminum, Height: 8', 10', 12', 14'

P150: 356 HM high-strength, low-copper, proprietary cast aluminum alloy. 319 permanent mold aluminum. 6005-T5 extruded aluminum. Anchor rods are hot dipped galvanized steel. Tenon/Top is 3" OD., Bolt Circle is 7", Anchor Rods: (3) 1/2" dia. x 15 1/2", Base Dimensions: 9 5/8" dia. x 1 3/8", Base Cover: (Included) 10 1/4" dia. x 2 3/4", Hand Hole: 2" x 4" Oval, Shaft: 3" Straight, Wall Thickness: 0.125 Aluminum, Height: 8' or 10'

