

Day-Brite

CFI

by  Signify

Recessed

Wal-Lyter asymmetric

2', TT5
specular reflector



Project: _____
 Location: _____
 Cat.No: _____
 Type: _____
 Lamps: _____ Qty: _____
 Notes: _____

Day-Brite / CFI Wal-Lyter asymmetric is a high performance wall wash luminaire that delivers the highest light levels and an exceptionally even wash of light from ceiling to floor. Lamp is never in view for normal wall wash applications.

Ordering guide

Example: **WLRN124UNV-1/1-EB**

Family	Ceiling Type	Reflector/ Diffuser	No. of Lamps	Length	Lamp Type	Voltage	Options
WL	R		1	2		—	
WL Wal-Lyter Wall Wash	R Recessed	N Low iridescent specular aluminum (no diffuser) K Additional pattern 19 virgin acrylic lens (factory installed)	1 1 lamp	2 2'	1 18WTT5 2 24WTT5 4 40WTT5 5 50WTT5 6 55WTT5	UNV Universal Voltage, 120-277V 120 120V 277 277V 347 347V	1/1 One 1-lamp ballast EB Electronic ballast, <10% THD EB10I CF40 electronic ballast, instant start, <10% THD EBD7 Mark 7 dimming ballast, 0-10V dimming (not available for 18WTT5, 24WTT5 or 50WTT5) EBDX Mark 10 dimming ballast, phase control dimming (not available for 18WTT5 or 50WTT5) EBD Electronic dimming ballast, customer specified F1 3/8" flex, 3 wire 18 gauge 6' F2/5W 3/8" single flex, 5 wire 18 gauge 6' for dimmable luminaires GLR Fusing, fast blow RF1 RFI-1 RFI (Radio Interference) filter/suppressor(s)

Accessories (order separately)

- **WL2DF/UNV** – drywall kit



WLRN & WLRK Wal-Lyter asymmetric

2', TT5, specular reflector

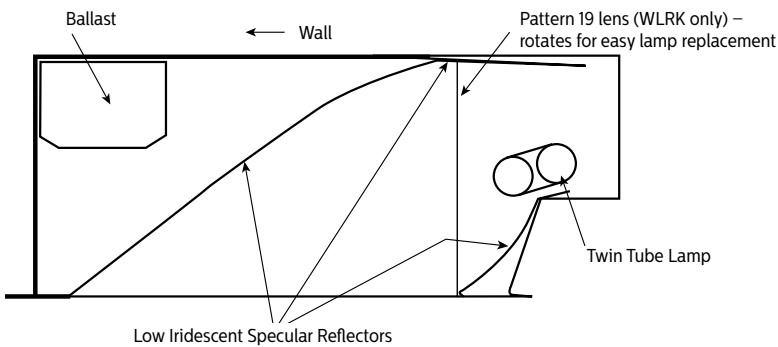
Features

- Low iridescent specular reflector system for precise controlled light output.
- Pattern 19 virgin acrylic lens (WLRK models only) eliminates direct glare from inside the cut-off zone (rotates for easy lamp replacement).
- Evenly lights vertical surfaces or displays.
- 87% energy savings vs. incandescent.
- 3150 lumen twin tube TT5 lamp (40WTT5 models) requires fewer fixtures to provide the same wall illumination as a 150W incandescent wallwasher.
- Long lamp life requires less maintenance than incandescent.
- Fits all lay-in grid ceiling systems.
- One-piece body and adjustable integral hanger for easy, quick installation.
- Sides of luminaire can support tile or sit on T-bar.

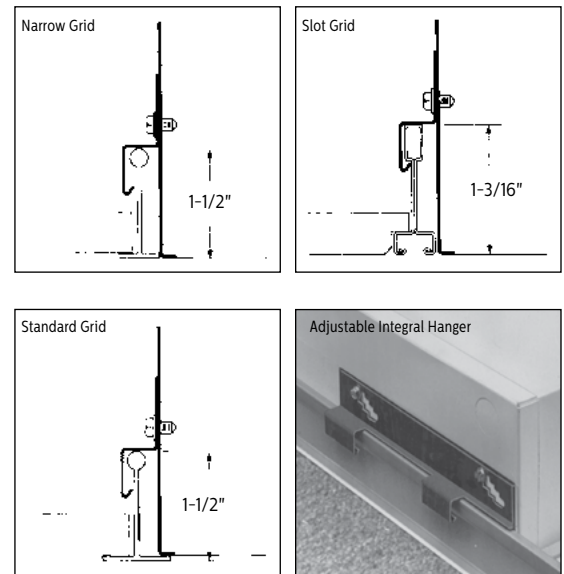
Specifications

- **Materials:** Chassis parts are die-formed code gauge cold rolled steel with integral adjustable hanger clamp. Reflectors— low iridescent specular aluminum.
- **Finish:** Chassis exterior—white baked acrylic enamel. Phosphate undercoating. Reflector—low iridescent specular.
- **Lens (WLRK only):** Virgin acrylic .187 pattern 19 with square based male conical prisms (rotates for easy lamp replacement).
- **Electrical:** Rapid start HPF, thermally protected class "P" ballast. If K.O. is within 3" of ballast, use wire suitable for at least 90°.
- **Labels:** cULus listed. Suitable for damp locations.

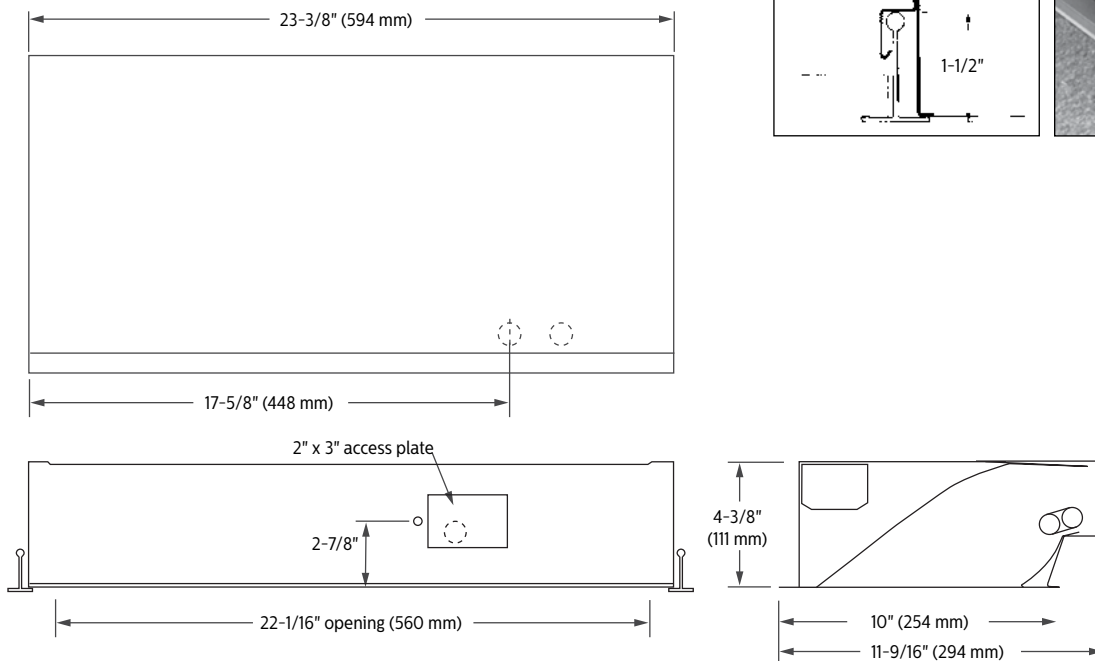
Features



Mounting methods



Dimensions



WLRN & WLRK Wal-Lyter asymmetric

2', TT5, specular reflector

Photometry

Model No. WLRN124120

LER = 42.8 IW-47.00 BF-0.95
 Comparative yearly lighting energy cost per 1000 lumens = \$5.61

Report Number: ITL37442

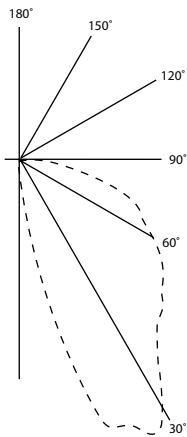
Catalog Number: WLRN124120

Lamp: (1) Twin Tube TT5 40W

Lamp Lumens: 3150

Luminaire: 2' Wal-Lyter / Accent troffer

Efficiency: 67.2%



Coefficients of Utilization

Ceiling	80%			50%			30%			
Wall	70	50	30	50	30	10	50	30	10	
RCR	Zonal Cavity Method—Effective Floor Cavity Reflectance = 0.20									
Room Cavity Ratio	1	74	71	68	66	64	62	64	62	60
	2	67	61	57	58	54	51	55	52	49
	3	61	54	48	51	46	42	49	45	41
	4	56	47	41	49	39	35	43	38	35
	5	51	41	35	39	34	29	38	33	29
	6	46	37	30	35	29	25	33	29	25
	7	42	32	26	31	25	21	30	25	21
	8	39	29	23	27	22	18	26	22	18
	9	35	26	19	24	19	15	24	19	15
	10	33	23	17	22	17	13	21	16	13

Footcandles on Wall Fixtures 3 Feet from Wall to Outside Trim on Lamp Side of Fixture

	Individual Wal-Lyter								Multiple Units								Continuous Row													
	0'	1'	2'	3'	4'	5'	6'	7'	8'	← 4' →		← 6' →		0'	1'	2'	3'	4'	5'	6'	7'	8'								
Ceiling																														
8'	76	67	48	25	14	8	5	4	3	107	104	102	104	107	86	79	63	50	63	79	86	204	204	209	208	212	208	209	204	204
7'	64	68	48	29	17	10	7	5	4	102	104	106	104	102	78	75	67	58	67	75	78	201	203	208	208	212	208	208	203	201
6'	47	44	36	24	17	12	8	6	4	85	86	88	86	85	63	62	57	48	57	62	63	165	166	173	172	177	172	173	166	165
5'	33	34	29	24	14	10	8	6	5	66	74	74	74	66	49	50	48	48	48	50	49	132	142	140	148	145	148	140	142	132
4'	26	28	23	23	14	11	8	6	5	59	65	62	65	59	42	45	42	40	42	45	42	113	124	121	130	126	130	121	124	113
3'	19	21	29	17	12	9	8	6	5	48	53	56	53	48	35	36	37	34	37	36	35	96	100	104	106	109	106	104	100	96
2'	15	16	15	13	11	9	8	6	5	42	44	46	44	42	31	31	31	26	31	31	31	80	82	88	88	93	88	88	82	80
1'	13	12	11	11	10	8	7	6	5	38	37	36	37	38	27	26	26	22	26	26	27	67	68	74	74	79	74	74	68	67
Floor																														



Some luminaires use fluorescent or high intensity discharge (HID) lamps that contain small amounts of mercury. Such lamps are labeled, "Contain Mercury" and/or the symbol "HG". Lamps that contain mercury must be disposed of in accordance with local requirements. Information regarding lamp recycling and disposal can be found at www.lamprecycle.org

WLRN & WLRK Wal-Lyter asymmetric

2', TT5, specular reflector

Model No. WLRK124120

LER = 34.7 IW-49.00 BF-0.95
 Comparative yearly lighting energy cost per
 1000 lumens = \$6.92

Report Number: G91123

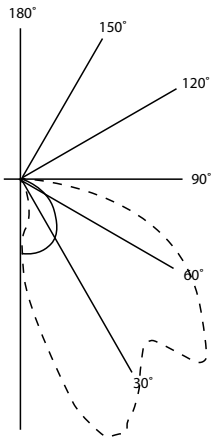
Catalog Number: WLRK124120

Lamp: (1) Twin Tube TT5 40W

Lamp Lumens: 3150

Luminaire: 2' Wal-Lyter / Accent troffer

Efficiency: 56.8%



Coefficients of Utilization

Ceiling	80%			50%			30%			
Wall	70	50	30	50	30	10	50	30	10	
RCR	Zonal Cavity Method—Effective Floor Cavity Reflectance = 0.20									
Room Cavity Ratio	1	62	59	57	55	54	52	53	52	50
	2	56	52	48	48	45	43	47	44	42
	3	51	45	41	43	39	36	41	38	35
	4	47	40	35	38	34	30	36	33	30
	5	43	35	30	33	29	26	32	28	25
	6	39	31	26	30	25	22	29	25	22
	7	36	28	23	27	22	19	26	22	19
	8	33	25	20	24	19	16	23	19	16
	9	30	22	17	2	17	14	21	17	14
	10	28	20	15	19	15	12	19	15	12

Footcandles on Wall Fixtures 3 Feet from Wall to Outside Trim on Lamp Side of Fixture

	Individual Wal-Lyter								Multiple Units								Continuous Row													
	0'	1'	2'	3'	4'	5'	6'	7'	8'	← 4' →				← 6' →				0'	1'	2'	3'	4'	5'	6'	7'	8'				
Ceiling	73	56	28	13	7	5	4	4	3	93	78	64	78	93	81	65	38	26	38	65	81	151	156	157	156	157	156	157	156	157
7'	72	58	34	18	10	7	5	4	4	100	87	78	87	100	82	69	48	36	48	69	82	178	174	178	174	178	174	178	174	178
6'	48	40	28	17	11	7	5	5	4	78	69	66	69	78	58	52	43	34	43	52	58	144	138	144	138	144	138	144	138	144
5'	28	26	21	15	10	7	6	5	4	56	53	54	53	56	40	38	35	30	35	38	40	110	106	110	106	110	106	110	106	110
4'	19	19	16	12	9	7	6	5	4	45	43	44	43	45	31	31	29	24	29	31	31	89	86	89	86	89	86	89	86	89
3'	14	14	12	10	8	7	6	5	4	38	36	36	36	38	26	26	24	20	24	26	26	74	72	74	72	74	72	74	72	74
2'	11	11	10	9	7	6	6	5	4	33	31	32	31	33	23	22	21	18	21	22	23	65	62	65	62	65	62	65	62	65
1'	9	9	8	8	7	6	5	5	4	31	28	26	28	31	19	20	19	16	19	20	19	57	56	57	56	57	56	57	56	57
Floor																														

