

# Day-Brite

## CFI

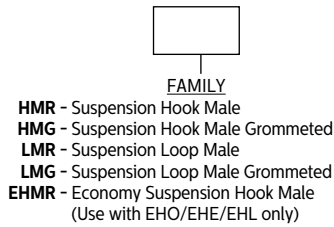
by Signify

### Industrial

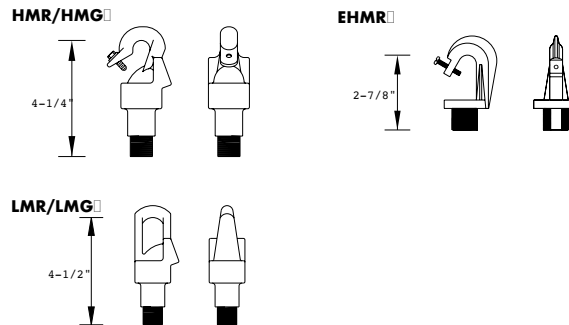
Indoor High Bay  
Mounting Accessories

Project: \_\_\_\_\_  
 Location: \_\_\_\_\_  
 Cat.No: \_\_\_\_\_  
 Type: \_\_\_\_\_  
 Lamps: \_\_\_\_\_ Qty: \_\_\_\_\_  
 Notes: \_\_\_\_\_

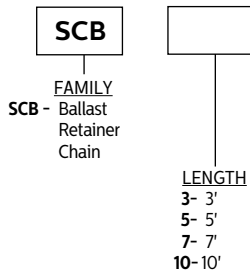
### Ordering Matrix



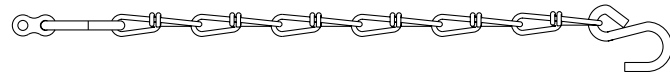
### Dimensions



### Ordering Matrix

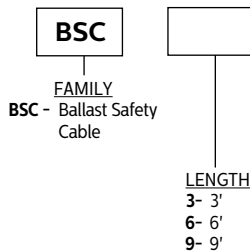


### Product Features

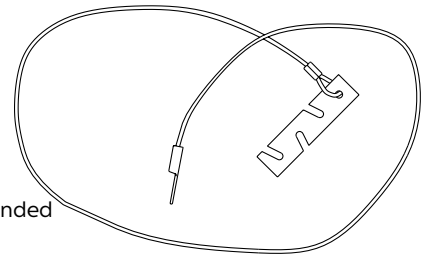


- #2/0 Bulldog chain
- Design working load - 255 lbs. max.
- Pull out test - 1000 lbs. min.

### Ordering Matrix

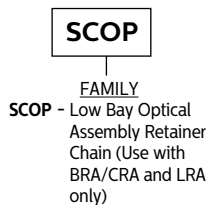


### Product Features

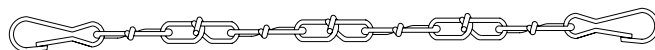


- 3/32 galvanized steel cable 7X7 stranded
- Minimum break strength - 920 lbs.
- Pull out test - 600 lbs. min.

### Ordering Matrix



### Product Features

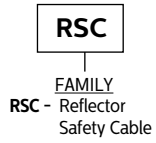


- #4 double loop zinc plated steel chain
- Design working load - 70 lbs. max.
- Pull out test - 280 lbs. min.

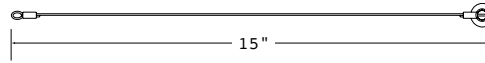
# SCB/BSC/SCOP/RSC Mounting Accessories

---

## Ordering Matrix



## Product Features



- Stainless steel cable 7X7 stranded
- Minimum working load - 150 lbs.
- Minimum break strength - 480 lbs.

