



Lumec's Serenade DSX LED post top luminaires are a beautiful staple of elegance and subtlety with a mighty and brilliant heart. It can be used to accentuate any environment no matter how harsh the prevailing conditions might be. The Serenade is a straightforward, no-nonsense luminaire, designed for performance and reliability.

Project: _____

Location: _____

Cat.No: _____

Type: _____

Lamps: _____ Qty: _____

Notes: _____

Ordering guide: Luminaire

Example: S55-72W32LED4K-G3-ACDR-LE3-120-DMG-SFX-RC-BKTX

Series	LED module	Gen	Globe material	Optical system	Voltage	Driver options	Adapters
S55		G3					
S55 Serenade DSX	4000K	G3	ACDR Acrylic globe GL Glass globe	LE2 Type II (ASYM) LE3 Type III (ASYM) LE3W Type III (ASYM) wide LE4 Type IV (ASYM) LE5 ¹ Type V (SYMM)	120 120V 208 208V 240 240V 277 277V 347 347V 480 480V	AST ² Pre-set, progressive start-up CLO ² Pre-set, manage lumen depreciation DALI ² Pre-set, compatible with the DALI control system OTL ² Pre-set to signal end of life of the lamp DMG 0-10V CDMGE25 ² 8 hrs. 25% reduction CDMGE50 ² 8 hrs. 50% reduction CDMGE75 ² 8 hrs. 75% reduction CDMGM25 ² 6 hrs. 25% reduction CDMGM50 ² 6 hrs. 50% reduction CDMGM75 ² 6 hrs. 75% reduction CDMGS25 ² 4 hrs. 25% reduction CDMGS50 ² 4 hrs. 50% reduction CDMGS75 ² 4 hrs. 75% reduction SRD ¹ Sensor ready driver (standard configuration) SRD1 ¹ Sensor ready driver (alternate configuration)	SFOK Oak leaf fitter SFX Standard fitter
	3000K						
	35W32LED4K						
	35W32LED3K						
	55W32LED4K						
	55W32LED3K						
	55W48LED4K						
	55W48LED3K						
	72W32LED4K						
	72W32LED3K						
	80W48LED4K						
	80W48LED3K						
	108W48LED4K						
	108W48LED3K						

Ordering guide (continued)

Luminaire options	Poles & Brackets	Finish
BC Block connector BST Brass decorative cupola BSTC Brass decorative cupola with clear coat CPT Copper decorative cupola CPTC Copper decorative cupola with clear coat CR55 Decorative crown FN2 Decorative finial FN3 Decorative finial FN4 Decorative finial FN8 Decorative finial FN9 Decorative finial FN10 Decorative finial FN11 Decorative finial FNC Finial painted copper HS House Side Shield OVR Override function PH8 Photoelectric cell PH9 Shorting Cap PHXL Photoelectric cell, extended life RC³ Receptacle 3 pin RCD7⁴ Receptacle 7 pin SP2 Surge protector TN2.875C 2 7/8" dia. Tenon adaptor TN3 3" dia. Tenon adaptor TN3.5 3 1/2" dia. Tenon adaptor	Consult signify.com/outdoorluminaires for details and the complete line of Signify poles and brackets.	BE2TX Textured midnight blue BE6TX Textured ocean blue BE8TX Textured royal blue BG2TX Textured Sandstone BKTX Textured black BRTX Textured bronze GN4TX Textured blue green GN6TX Textured forest green GN8TX Textured Dk forest green GNTX Textured green GR Gray sandtex GY3TX Textured medium grey NP Natural aluminum RD2TX Textured burgundy RD4TX Textured scarlet TG Hammetone gold WHTX Textured white

1. Not available with HS option.

2. Not available 347-480 volt.

3. Use of photoelectric cell or shorting cap is required to ensure proper illumination.

4. The RCD7 is located on top of the fitter, inside the globe.

Note: If 5 or 7 pin receptacle is required contact factory.

S55 – S55C1–C2 Serenade DSX LED

Urban Luminaire

Ordering guide: Luminaire

Example: S55C1-72W32LED4K-G3-ACDR-LE3-120-DMG-SFX-RC-BKTX

Series	LED module		Gen	Globe material	Optical system	Voltage	Driver options	Adapters
			G3					
S55C1 Serenade DSX	4000K	3000K	G3	ACDR Acrylic globe GL Glass globe	LE2 Type II (ASYM)	120 120V 208 208V 240 240V 277 277V 347 347V 480 480V	AST ² Pre-set, progressive start-up CLO ² Pre-set, manage lumen depreciation DALI ² Pre-set, compatible with the DALI control system OTL ² Pre-set to signal end of life of the lamp DMG 0-10V CDMGE25 ² 8 hrs. 25% reduction CDMGE50 ² 8 hrs. 50% reduction CDMGE75 ² 8 hrs. 75% reduction CDMGM25 ² 6 hrs. 25% reduction CDMGM50 ² 6 hrs. 50% reduction CDMGM75 ² 6 hrs. 75% reduction CDMGS25 ² 4 hrs. 25% reduction CDMGS50 ² 4 hrs. 50% reduction CDMGS75 ² 4 hrs. 75% reduction SRD ¹ Sensor ready driver (standard configuration) SRD1 ¹ Sensor ready driver (alternate configuration)	SFOK Oak leaf fitter SFX Standard fitter
	35W32LED4K	35W32LED3K			LE3 Type III (ASYM)			
	55W32LED4K	55W32LED3K			LE3W Type III (ASYM) wide			
S55C2 Serenade DSX	55W48LED4K	55W48LED3K			LE4 Type IV (ASYM)			
	72W32LED4K	72W32LED3K			LE5 ¹ Type V (SYMM)			
	80W48LED4K	80W48LED3K						
	108W48LED4K	108W48LED3K						

Ordering guide (continued)

Luminaire options			Poles & Brackets	Finish
BC Block Connector	FN8 Decorative finial		Consult signify.com/outdoorluminaires for details and the complete line of Signify poles and brackets.	BE2TX Textured midnight blue
BS Brass decorative band	FN9 Decorative finial			BE6TX Textured ocean blue
BSC Brass decorative band with clear coat	FN10 Decorative finial			BE8TX Textured royal blue
BST Brass decorative cupola	FN11 Decorative finial			BG2TX Textured Sandstone
BSTC Brass decorative cupola with clear coat	FNC Finial painted copper			BKTX Textured black
CPT Copper decorative cupola	HS House Side Shield			BRTX Textured bronze
CPTC Copper decorative cupola with clear coat	OVR Override function			GN4TX Textured blue green
CU Copper decorative band	PH8 Photoelectric cell			GN6TX Textured forest green
CUC Copper decorative band with clear coat	PH9 Shorting Cap			GN8TX Textured Dk forest green
FN2 Decorative finial	PHXL Photoelectric cell, extended life			GNTX Textured green
FN3 Decorative finial	RC ³ Receptacle 3 pin			GR Gray sandtex
FN4 Decorative finial	RCD7 ⁴ Receptacle 7 pin			GY3TX Textured medium grey
	SP2 Surge protector			NP Natural aluminum
	TN2.875C 2 7/8" dia. Tenon adaptor			RD2TX Textured burgundy
	TN3 3" dia. Tenon adaptor			RD4TX Textured scarlet
	TN3.5 3 1/2" dia. Tenon adaptor			TG Hammettone gold
				WHTX Textured white

1. Not available with **HS** option.

2. Not available 347-480 volt.

3. Use of photoelectric cell or shorting cap is required to ensure proper illumination.

4. The RCD7 is located on top of the fitter, inside the globe.

Note: If 5 or 7 pin receptacle is required contact factory.

Ordering guide: Motion Response

example: ACC-120-MR4PGI-BKTX

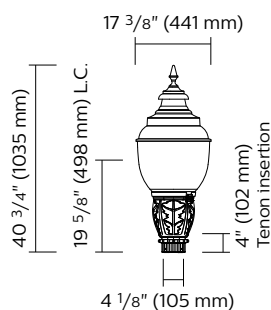
Accessory	Voltage	Module	Finish
ACC			
	120 120V 277 277V	MR4PG1 Single grey MR4PG2 Double grey MR4PW1 Single white MR4PW2 Double white	(Consult Signify representative)

***OVR** option is required for Motion Response Accessory

S55 – S55C1-C2 Serenade DSX LED

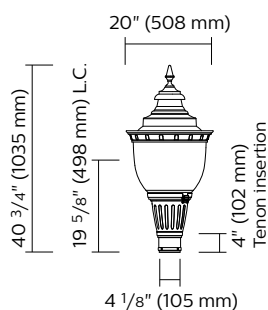
Urban Luminaire

Dimensions



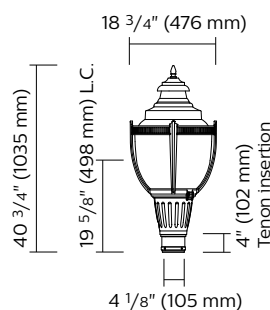
S55-SFOK

EPA: 2.25 sq. ft
Weight: 58 lbs (26.31 kg)



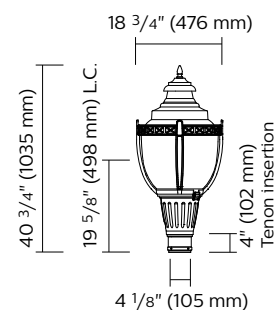
S55-SFX-CR55

EPA: 2.50 sq. ft
Weight: 63 lbs (28.58 kg)



S55C1-SFX

EPA: 2.60 sq. ft
Weight: 62 lbs (28.12 kg)



S55C2-SFX

EPA: 2.57 sq. ft
Weight: 58 lbs (26.31 kg)

Predicted Lumen Depreciation Data

Predicted performance derived from LED manufacturer's data and engineering design estimates, based on IESNA LM-80 methodology. Actual experience may vary due to field application conditions. L₇₀ is the predicted time when LED performance depreciates to 70% of initial lumen output. Calculated per IESNA TM21-11. Published L₇₀ hours limited to 6 times actual LED test hours.

Ambient Temperature °C	Driver mA	Calculated L ₇₀ Hours	L ₇₀ per TM-21	Lumen Maintenance % at 60,000 hrs
35°C	700 mA	>100,000 hours	>60,000 hours	>85%

S55 – S55C1-C2 Serenade DSX LED

Urban Luminaire

LED Wattage and Lumen Values: for S55-S55C1-C2

Ordering Code: (4000K)	Total LEDs	System current (mA)	Average System Watts¹ (W)	LE2			LE3			LE2W			LE4			LE5		
				Lumen Output²	BUG Rating	Efficacy (LPW)	Lumen Output²	BUG Rating	Efficacy (LPW)	Lumen Output²	BUG Rating	Efficacy (LPW)	Lumen Output²	BUG Rating	Efficacy (LPW)	Lumen Output²	BUG Rating	Efficacy (LPW)
Globe 3000K (S55)																		
35W32LED3K-G3-x	32	350	37	4080	B1-U3-G1	110	4185	B1-U3-G2	113	4361	B1-U3-G2	118	4299	B1-U3-G2	116	4560	B3-U3-G2	123
55W32LED3K-G3-x	32	530	54	5803	B2-U3-G2	107	5952	B2-U3-G2	110	6202	B2-U3-G2	115	6113	B1-U3-G2	113	6486	B3-U3-G2	120
72W32LED3K-G3-x	32	700	71	7256	B2-U3-G2	102	7442	B2-U3-G2	105	7756	B2-U3-G3	109	7644	B2-U3-G2	108	8110	B4-U3-G2	114
55W48LED3K-G3-x	48	350	54	6215	B2-U3-G2	116	6375	B2-U3-G2	119	6643	B2-U3-G2	124	6548	B1-U3-G2	122	6947	B3-U3-G2	130
80W48LED3K-G3-x	48	530	80	8855	B2-U3-G2	111	9082	B2-U3-G2	114	9465	B2-U3-G3	118	9328	B2-U3-G3	117	9897	B4-U3-G3	124
108W48LED3K-G3-x	48	700	104	11108	B3-U3-G3	107	11393	B2-U3-G3	110	11873	B3-U3-G3	114	11702	B2-U3-G3	113	12415	B4-U3-G3	119
Globe 4000K (S55)																		
35W32LED4K-G3-x	32	350	37	4284	B1-U3-G1	116	4394	B1-U3-G2	119	4579	B1-U3-G2	124	4513	B1-U3-G2	122	4788	B3-U3-G2	129
55W32LED4K-G3-x	32	530	54	6093	B2-U3-G2	113	6250	B2-U3-G2	116	6513	B2-U3-G2	121	6419	B1-U3-G2	119	6810	B3-U3-G2	126
72W32LED4K-G3-x	32	700	71	7619	B2-U3-G2	107	7814	B2-U3-G2	110	8144	B2-U3-G3	115	8027	B2-U3-G2	113	8516	B4-U3-G3	120
55W48LED4K-G3-x	48	350	54	6526	B2-U3-G2	122	6694	B2-U3-G2	125	6975	B2-U3-G2	130	6875	B1-U3-G2	129	7294	B3-U3-G2	136
80W48LED4K-G3-x	48	530	80	9297	B2-U3-G2	116	9536	B2-U3-G3	119	9938	B2-U3-G3	124	9795	B2-U3-G3	122	10391	B4-U3-G3	130
108W48LED4K-G3-x	48	700	104	11663	B3-U3-G3	112	11963	B3-U3-G3	115	12467	B3-U3-G3	120	12287	B2-U3-G3	118	13036	B4-U3-G3	125
Globe with cage 3000K (S55C1)																		
35W32LED3K-G3-x	32	350	37	3694	B1-U3-G1	100	3793	B1-U3-G1	103	3986	B1-U3-G2	108	3900	B1-U3-G2	105	4224	B3-U3-G2	114
55W32LED3K-G3-x	32	530	54	5253	B1-U3-G1	97	5394	B1-U3-G2	100	5669	B2-U3-G2	105	5547	B1-U3-G2	103	6007	B3-U3-G2	111
72W32LED3K-G3-x	32	700	71	6569	B2-U3-G2	93	6745	B2-U3-G2	95	7088	B2-U3-G3	100	6936	B1-U3-G3	98	7511	B3-U3-G2	106
55W48LED3K-G3-x	48	350	54	5627	B2-U3-G2	105	5778	B1-U3-G2	108	6071	B2-U3-G2	113	5941	B1-U3-G2	111	6434	B3-U3-G2	120
80W48LED3K-G3-x	48	530	80	8016	B2-U3-G2	100	8231	B2-U3-G2	103	8650	B2-U3-G3	108	8464	B2-U3-G3	106	9166	B4-U3-G3	115
108W48LED3K-G3-x	48	700	106	10056	B2-U3-G2	95	10326	B2-U3-G3	97	10851	B2-U3-G3	102	10618	B2-U3-G3	100	11498	B4-U3-G3	108
Globe with cage 4000K (S55C1)																		
35W32LED4K-G3-x	32	350	37	3879	B1-U3-G1	105	3983	B1-U3-G1	108	4185	B1-U3-G2	113	4095	B1-U3-G2	111	4435	B3-U3-G2	120
55W32LED4K-G3-x	32	530	54	5516	B2-U3-G2	102	5664	B1-U3-G2	105	5952	B2-U3-G2	110	5824	B1-U3-G2	108	6307	B3-U3-G2	117
72W32LED4K-G3-x	32	700	71	6898	B2-U3-G2	97	7083	B2-U3-G2	100	7443	B2-U3-G3	105	7283	B1-U3-G3	103	7887	B4-U3-G2	111
55W48LED4K-G3-x	48	350	54	5908	B2-U3-G2	110	6067	B2-U3-G2	113	6375	B2-U3-G2	119	6238	B1-U3-G2	117	6755	B3-U3-G2	126
80W48LED4K-G3-x	48	530	80	8417	B2-U3-G2	105	8643	B2-U3-G2	108	9082	B2-U3-G3	114	8887	B2-U3-G3	111	9624	B4-U3-G3	120
108W48LED4K-G3-x	48	700	106	10559	B2-U3-G2	100	10842	B2-U3-G3	102	11394	B3-U3-G3	107	11149	B2-U3-G3	105	12073	B4-U3-G3	114

Actual performance may vary due to installation variables including optics, mounting/ceiling height, dirt depreciation, light loss factor, etc.; highly recommended to confirm performance with a layout - contact Applications at outdoorlighting.applications@signify.com.

Note: Some data may be scaled based on tests of similar. But not identical luminaires.

Specifications:

Housing

Finial: Decorative cast 356 aluminum, mechanically assembled.

Hood: Spun aluminum 1100 O dome, permanently assembled to the globe.

Guard (S55C1/C2 only): In a round shape, this guard is made of four cast aluminum 356 decorative arms and one decorative ring. The guard is welded to the fitter.

Fitter: Cast aluminum A360.1 c/w 4 set screws 3/8-16 UNC. Fits on a 4"(102mm) outside diameter by 4"(102mm) long tenon.

Access-mechanism

A cast A360.1 aluminum technical ring with latch and hinge. The mechanism shall offer tool free access to the inside of the luminaire. An embedded memory retentive gasket shall ensure weatherproofness.

Light engine

LED engine composed of 5 main components:
Heat Sink / Globe / LED lamp / Driver / Optical System

Electrical components are RoHS compliant.

LED engine

LED type: Lumileds LUXEON T. Composed of high-performance white LEDs. Color temperature as per ANSI/NEMA bin Neutral White, 4000 Kelvin nominal (3985K +/- 275K or 3710K to 4260K) or Warm white, 3000 Kelvin nominal (3045K +/- 175K or 2870K to 3220K), CRI 70 Min. 75 Typical.

Globe

One-piece, seamless, injection-molded impact-resistant (DR) acrylic or Glass globe having an inner prismatic surface with semi-prismatic house side shield and glare softening prisms on the street side. The smooth external finish offers self-cleaning properties. The globe is permanently sealed onto the access-mechanism.

Heat sink

Made of cast aluminum optimising the LEDs efficiency and life. Product does not use any cooling device with moving parts (only passive cooling device).

Driver

Driver comes standard with dimming compatible 0-10V. High power factor of 95%. Electronic driver, operating range 50/60 Hz. Auto adjusting universal voltage input from 120 to 277 VAC rated for both application line to line or line to neutral, Class I, THD of 20% max. Maximum ambient operating temperature from 40F(40C) to 130F(55C) degrees. Certified in compliance to UL1310 cULus requirement. Dry and damp location. Assembled on a unitized removable tray with Tyco quick disconnect plug resisting to 221F(105C) degrees. The current supplying the LEDs will be reduced by the driver if the driver experiences internal overheating as a protection to the LEDs and the electrical components. Output is protected from short circuits, voltage overload and current overload. Automatic recovery after correction. Standard built in driver surge protection of 2.5kV (min).

S55 – S55C1-C2 Serenade DSX LED

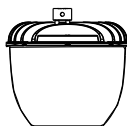
Urban Luminaire

Specifications:

Optical system

Composed of high performance optical grade PMMA acrylic refractor lenses to achieve desired distribution optimized to get maximum spacing, target lumens and a superior lighting uniformity. Optical system is rated IP66. Performance shall be tested per LM 63, LM 79 and TM 15 (IESNA) certifying its photometric performance. Street side indicated.

Prismatic globe: IP66 rated optical system, composed of individual pre-oriented lens to achieve desired distribution, assembled with globe having an inner prismatic surface permanently sealed onto the lower part of the heat sink.



LE2 - Type II (ASYM)
LE3 - Type III (ASYM)
LE3W - Type III (ASYM) Wide
LE4 - Type IV (ASYM)
LE5 - Type V (SYMM)

Driver options

AST: Pre-set driver for progressive start-up of the LED module(s) to optimize energy management and enhance visual comfort at start-up.

CLO: Pre-set driver to manage the lumen depreciation by adjusting the power given to the LEDs offering the same lighting intensity during the entire lifespan of the LED module.

DALI: Pre-set driver compatible with the DALI control system.

OTL: Pre-set driver to signal end of life of the LED module(s) for better fixture management.

DMG: Dimmable driver 0-10V.

Order Code	Dimming		
	Scenario	Duration	Level
CDMGS25	Safety	4 hours	25%
CDMGS50	Safety	4 hours	50%
CDMGS75	Safety	4 hours	75%
CDMGM25	Median	6 hours	25%
CDMGM50	Median	6 hours	50%
CDMGM75	Median	6 hours	75%
CDMGE25	Economy	8 hours	25%
CDMGE50	Economy	8 hours	50%
CDMGE75	Economy	8 hours	75%

SRD: Sensor Ready Driver including SR communication (used for dimming and other functionalities), 24V auxiliary supply and a logical signal input (LSI) connected to the top NEMA twist lock receptacle.

SRD1: Sensor Ready Driver including SR communication (used for dimming and other functionalities) but with 24V auxiliary supply and a logical signal input (LSI) not connected to the top NEMA twist lock.

Luminaire options

BC: Block Connector

BST: Brass decorative cupola

BSTC: Brass decorative cupola with clear coat

CPT: Copper decorative cupola

CPTC: Copper decorative cupola with clear coat

FN2: Decorative finial



FN3: Decorative finial



FN4: Decorative finial



FN8: Decorative finial



FN9: Decorative finial



FN10: Decorative finial



FN11: Decorative finial



FNC: Finial painted copper

HS: House side shield

OVR: Override function

PH8: Photoelectric Cell, Twist-lock Type. Allows a 90 degree rotation.



PH9: Shorting cap, Twist-lock Type



PHXL: Extended life photoelectric cell, Twist-lock Type. Allows a 90° rotation.



RC: Receptacle 3 pin

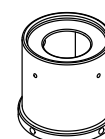


RCD7 Receptacle 7-pins



SP2: Integral surge protector

TN2.875: 2-7/8" dia. Tenon adaptor



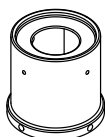
S55 – S55C1-C2 Serenade DSX LED

Urban Luminaire

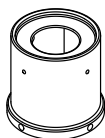
Specifications (continued)

Luminaire options (continued)

TN3: 3" dia. Tenon adaptor



TN3.5: 3-1/2" dia. Tenon adaptor



S55 (only)

CR55: Decorative crown

S55C1-C2 (only)

BS: Brass decorative band

BSC: Brass decorative band with clear coat

CU: Copper decorative band

CUC: Copper decorative band with clear coat

Surge Protector

Surge protector tested in accordance with ANSI/IEEE C62.45 per ANSI/IEEE C62.41.2 Scenario I Category C High Exposure 10kV/10kA waveforms for Line Ground, Line Neutral and Neutral Ground, and in accordance with U.S. DOE (Department of Energy) MSSLC (Municipal Solid State Street Lighting Consortium) model specification for LED roadway luminaires electrical immunity requirements for High Test Level 10kV / 10kA. **SP2** 20kV/20kA optional.

Wiring

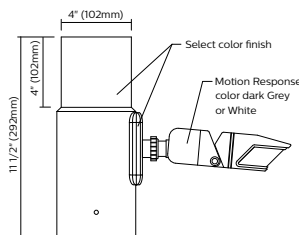
Gauge (#14) TEW/AWM 1015 or 1230 wires, 6" (152mm) minimum exceeding from luminaire.

Hardware

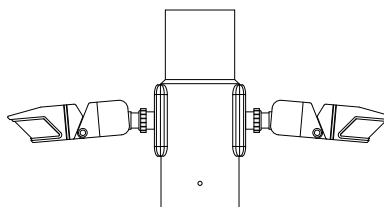
All exposed screws shall be complete with Ceramic primer-seal base coat to reduce seizing of the parts and offers a high resistance to corrosion. All seals and sealing devices are made and/or lined with EPDM and/or silicone and/or rubber.

Motion Response

Tenon mount motion response provides 270° coverage on an adjustable knuckle. The coverage equals to up to 6 times the sensor height. It is an option offered jointly with the Dynadimmer **OVR** option, that can bring the light up to 100% when the motion response is triggered. It is available in a single or double mounting option. Finish options for the motion response device are white or dark gray. Finish options for the tenon must be specified to match the luminaire and pole. The tenon mount is fully rotatable 360°. This option is available for a 4" OD x 4" long tenon. See instruction sheet for time setting functionality (12 second to 16 minute turn off options) and for mounting instructions.



MR4PG1 or MR4PW1



MR4PG2 or MR4PW2

Luminaire adapters

SFOK: Oak leaf fitter. Fits on a 4" (102mm) outside diameter by 4" (102mm) long tenon.



SFX: Standard fitter. Fits on a 4" (102mm) outside diameter by 4" (102mm) long tenon.



Finish

In accordance with the AAMA 2603 standard. Application of polyester powder coat paint (4 mils/100 microns) with +/- 1 mils/24 microns of tolerance. The Thermosetting resins provides a discoloration resistant finish in accordance with the ASTM D2244 standard, as well as luster retention in keeping with the ASTM D523 standard and humidity proof in accordance with the ASTM D2247 standard. The surface treatment achieves a minimum of 2000 hours for salt spray resistant finish in accordance with testing performed and per ASTM B117 standard.

Finish Options Include:

BE2TX: Textured Midnight Blue
BE6TX: Textured Ocean Blue
BE8TX: Textured Royal Blue
BG2TX: Textured Sandstone
BKTX: Textured Black
BRTX: Textured Bronze
GN4TX: Textured Blue Green
GN6TX: Textured Forest Green
GN8TX: Textured Dark Forest Green
GNTX: Textured Green
GR: Gray Sandtex
GY3TX: Textured Medium Grey
NP: Natural Aluminum
RD2TX: Textured Burgundy
RD4TX: Textured Scarlet
TG: Hammer-tone Gold
WHTX: Textured White

Luminaire useful life

Refer to IES files for energy consumption and delivered lumens for each option. Based on ISTMT in situ thermal testing in accordance with UL1598 and UL8750, System Reliability Tool, Advance data and Lumileds LM-80/TM-21 data, expected to reach 100,000+ hours with >L70 lumen maintenance @ 25°C (32LED's at 1050mA is 88,000). Luminaire Useful Life accounts for LED lumen maintenance AND all of these additional factors including: LED life, driver life, PCB substrate, solder joints, on/off cycles, burning hours and corrosion. Entire luminaire is rated for operation in ambient temperature of -40°C / -40°F up to +35°C / +95°F.

LED products

(manufacturing standard)

The electronic components sensitive to electrostatic discharge (ESD) such as light emitting diodes (LEDs) are assembled in compliance with IEC61340 5 1 and ANSI/ESD S20.20 standards so as to eliminate ESD events that could decrease the useful life of the product.

Quality control

Manufactured to ISO 9001 2008 standards and ISO 14001-2004 International Quality Standards Certification.

Certifications and Compliance

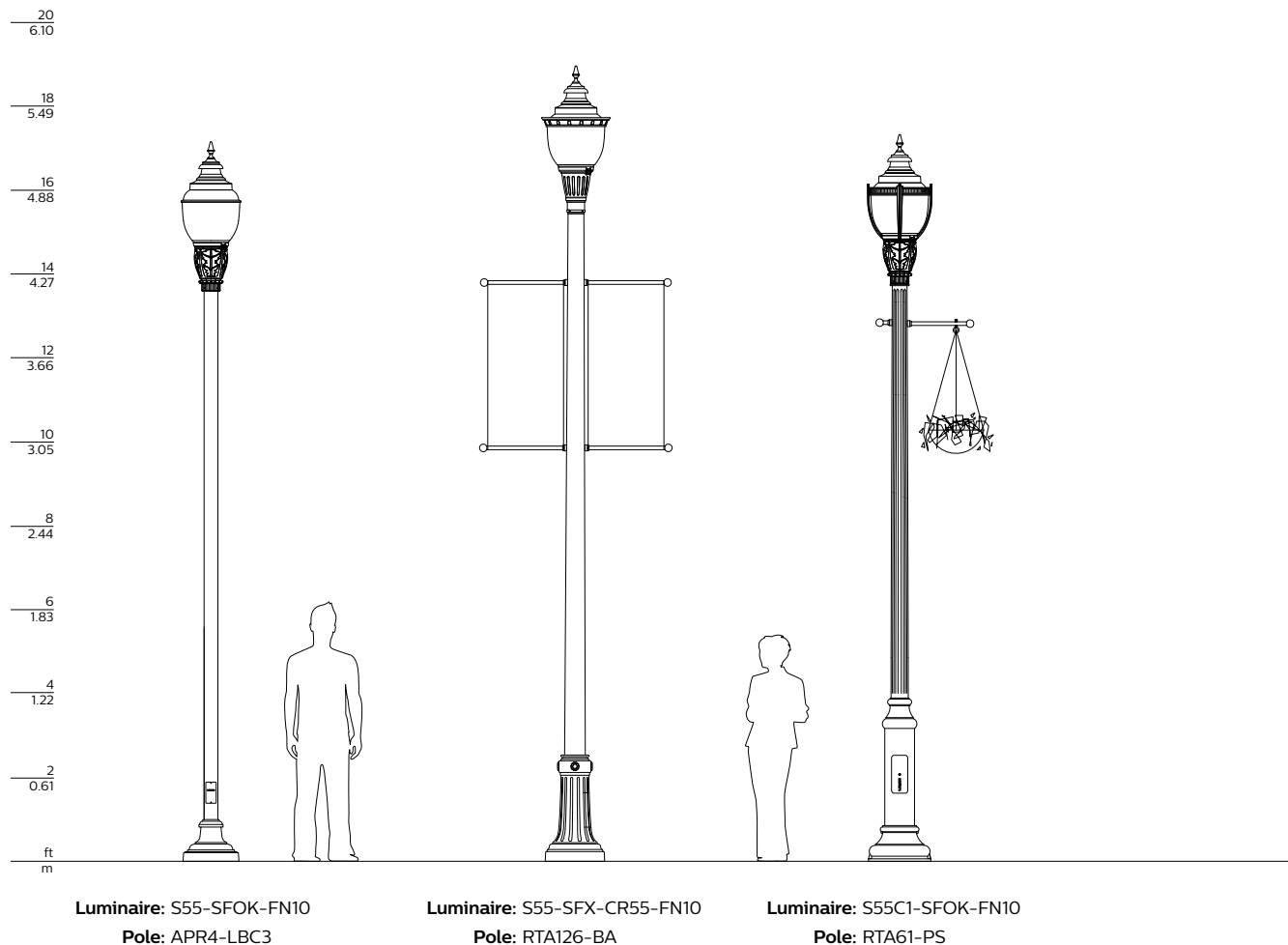
CSA, cULus Listed for Canada and USA. Serenade LED luminaires are DesignLights Consortium qualified.

S55 – S55C1-C2 Serenade DSX LED

Urban Luminaire

Specifications (continued):

Poles & Brackets Sample configurations.



© 2021 Signify Holding. All rights reserved. The information provided herein is subject to change, without notice. Signify does not give any representation or warranty as to the accuracy or completeness of the information included herein and shall not be liable for any action in reliance thereon. The information presented in this document is not intended as any commercial offer and does not form part of any quotation or contract, unless otherwise agreed by Signify.

Signify North America Corporation
200 Franklin Square Drive,
Somerset, NJ 08873
Telephone 855-486-2216

Signify Canada Ltd.
281 Hillmount Road,
Markham, ON, Canada L6C 2S3
Telephone 800-668-9008

All trademarks are owned by Signify Holding or their respective owners.