



BurstScape

Beautiful light—from the ground up

Product Guide

BurstScape



Rugged, round, and in the ground—BurstScape brings advanced in-grade lighting to landscape and architectural lighting.



In this guide:

Introduction	2
Design	4
Reliably invisible	6
What makes BurstScape different?	10
Our advanced technologies	11
Take a closer look	12
Get a complete solution	14
BurstScape scenarios	16
Specifications and dimensions	18

In-grade lighting gets tough

Color Kinetics BurstScape luminaires bring high-quality in-grade lighting to a wide range of landscape and architectural applications, from uplighting foliage and tree canopies to washing light on 1 to 2 story façades, pillars, and other elements.

Thanks to its next-generation, rugged design, BurstScape performs flawlessly in the most demanding conditions for years with minimal maintenance.

Flexibility, reliability, performance, and simplicity—that's BurstScape.



It takes a tough luminaire to excel in the ground

It's hard to imagine a more inhospitable place to put a luminaire than buried in the ground. Moisture can seep in via normal rainfall or periodic flooding. Vehicles drive over the luminaire and crowds walk on it. Extreme cold or heat can reduce performance and require time-consuming replacement.

BurstScape draws from the proven design of Color Kinetics Burst luminaires, which has been providing high-performance floodlighting around the world for more than a decade. But this latest member of the Burst family includes technological breakthroughs that meet the needs of in-grade lighting—from a specially designed pour kit to a unique drying system. And BurstScape's smart design enables rotation and tilt of the luminaire—and connection with power and data—*without* opening its hermetically sealed enclosure. The result? An extremely reliable, high-performance in-ground luminaire that rises above the rest.

See the light, not the luminaire

Because of its in-ground placement, BurstScape is a flexible luminaire that can deliver columns of light without the distractions inherent with a more visible above-ground luminaire.

Brilliant light simply seems to burst from the landscape, not from a luminaire. Lighting a park, creating a wayfinding path, uplighting a tree canopy, spreading light on low walls and architectural details—BurstScape is perfect for these uses and many more landscape and architectural applications. And thanks to its reliability, it's a *set-it-and-forget-it* luminaire.

When you need a reliable in-ground luminaire that delivers exceptional white or color-changing light, BurstScape is the right choice—alone or seamlessly integrated with other Color Kinetics luminaires.



Bringing exceptional light to multi-story structures

BurstScape can provide great results alone—lighting paths, the tree canopy, walls, columns, and other architectural details. But it is also part of a complete portfolio of Color Kinetics luminaires that meet the unique challenges lighting designers, building owners, and municipalities face when illuminating landscapes and multi-story structures.

Right for low-rise structures

Lighting a low structure or landscape often requires a combination of luminaires, all working together to deliver consistent color and achieve the overall vision of the lighting designer. BurstScape integrates seamlessly with other members of the Burst family of high-performance round luminaires, of course. But it's also designed to work in tandem with powerful Blast flood lighting, Accent direct-view linear luminaires, strands of direct view Flex nodes, and other Color Kinetics luminaires. Drawing on their unique strengths, these luminaires combine to bring consistent, high-quality white and color-changing light to a wide range of low-rise structures and landscapes.

Part of an end-to-end, integrated solution

Color Kinetics solutions—from power supplies to luminaires to controllers—are all designed to work together flawlessly. Our commitment to delivering comprehensive, end-to-end solutions streamlines specifying, installing, and operating an advanced lighting environment.





What makes BurstScape different?

BurstScape delivers exceptional light under all conditions, providing years of maintenance-free operation.

High performance

BurstScape's best-in-class optical system provides bright illumination as well as meticulous beam control. The result? Uniformity and color consistency enabling seamless integration with other luminaires.

Extreme durability

Surrounded by a hermetically sealed, corrosion-resistant housing, BurstScape can withstand walk-over and slow drive-over traffic (e.g., parking lots and driveways) of static 20 kN (4496 lbf), dynamic 40 kN (8992 lbf). It even meets the rigorous IP67 standard for areas that may have temporary flooding. And its innovative approach solves the challenge that plagues other in-ground luminaires—moisture ingress and build-up.

Quick installation

In-ground luminaires often require installation workarounds. Not BurstScape. It simplifies and speeds installation with a special in-ground pour kit that enables a shallow mounting depth.

Easy adjustments

BurstScape enables aiming and adjustment of the light beam (e.g., rotating, tilting)—as well as connection with power and data—*without* opening the fully sealed luminaire, which stays safe and protected. The result? Flexibility *and* reliability.

Simple use

BurstScape simplifies all aspects of operation, including commissioning, programming, and remote management.

Stunning results

Easily networked and controlled, BurstScape is ready for even the most demanding synchronized color-changing effects.

The right light for in-grade applications

Bring light to new spaces and venues. Highlight a wide range of landscape and architectural features. Create new impact by bringing wall-washing, streak effects, and more to façades and columns. Bring more safety and security to parks, walkways, and other public spaces. It's all possible with BurstScape.

Our technologies

Color Kinetics is setting new standards for consistency and accuracy by developing advanced technologies that work together to deliver escalating levels of quality, performance, and accuracy required for your most innovative and ambitious projects.

BurstScape luminaires benefit from these technologies.

Optibin

Our LED optimization technology begins the color consistency process by grouping (or binning) LEDs by flux as well as center wavelength. This proprietary binning optimization process uses an advanced bin selection formula that exceeds industry standards for chromaticity. The result? Higher uniformity and consistency of hue and color temperature for all our luminaires.

Used to select LEDs for all BurstScape.

Chromasync

Our latest Chromasync technology controls and boosts output while ensuring precise color control targeting and luminaire-to-luminaire color matching—without manually adjusting color points on each luminaire. Chromasync enables output of BurstScape's complete color gamut, resulting in exceptionally saturated colors. And it ensures the same lumen output across all color temperatures.

Integrated into all BurstScape color luminaires.

IntelliHue

Our advanced approach to color mixing produces high-quality white light, subtle pastels, and fully saturated colors in the same precisely controllable luminaire. All with unrivaled color accuracy across the entire range of color temperatures.

Available on BurstScape IntelliHue luminaires.

Powercore

Our patented approach to power output proves that simple is better. As well as faster, more efficient, and accurate. Powercore controls power output to luminaires directly from line voltage. It merges line voltage with control data and delivers both over a single standard cable—dramatically simplifying installation and lowering total system cost.

Integrated into all BurstScape luminaires.

A Wide Range of Choices

BurstScape comes in various light options, and can be fitted with an array of accessories specifically designed for the luminaire family. So there are many options to choose from when selecting the ideal BurstScape for the job.

When it comes to color, the seven available light output options all offer unique qualities that can be utilized in different ways, depending on the requirements of your installation. IntelliHue is perfect for dialing in precise and consistent colors across multiple luminaires, while Essential White is the definitive choice for high quality white light. With so many options, the choice is yours.

IntelliHue

High-quality white light, subtle pastels, and saturated colors, all with unrivaled color accuracy across the entire range of color temperatures.

RGBW

Better-quality white light as compared to RGB.

eW (Essential White)

White light in 3000 K

Take a closer look at BurstScape

Here are just some of the key features that make BurstScape such a durable, reliable in-ground luminaire:



Sealed and safe

A hermetically sealed, corrosion-resistant housing protects the optical system and keeps water and moisture out, while the stainless steel trim ring looks great installed flush with the grade.

See the light, not the luminaire

BurstScape's in-ground design delivers bright light, but keeps its source hidden. It's a great solution for lighting multi-story buildings and landscapes—as well as applications where above-ground luminaire placement is challenging or not preferable.



Ready for a flood

BurstScape meets the rigorous IP67 standard for areas that may have temporary flooding.

Ready for anything

BurstScape is engineered to withstand walk-over and slow drive-over traffic with a static load rating of 20kN and a dynamic load rating of 40kN when properly installed.

Surge protection

BurstScape provides 6KV/3000A surge protection, a critical requirement for in-ground applications.

Even more protection

Designed to withstand moisture build up, BurstScape is a reliable *set-it-and-forget-it* luminaire.





Smart power

Integrated Powercore technology controls power output to luminaires directly from line voltage—rapidly, efficiently, and accurately. The Color Kinetics Data Enabler Pro merges line voltage with control data and delivers them to BurstScape luminaires over a single standard cable, dramatically simplifying installation and lowering total system cost.



The right light

Choose from three light options, including IntelliHue RGBW White (3000 K)

Custom configurations

BurstScape can be customized with options such as **anti-slip glass** cover lenses, custom LED color mixes, and factory-installed, interior beam-shaping diffusers. Please contact your Color Kinetics lighting sales representative to find out more about custom configurations.

In-ground pour kit

Simplifies installation by enabling a shallow mounting depth.




Clean and sharp

Installed flush with the grade the stainless steel trim ring and tamper resistant screws offer a simple, clean look.


A better beam

The best-in-class optical system delivers high performance, yielding bright illumination, exceptional beam control in a range of beam angles including 6° (Native), 20°, 40°, or 10° x 40° Asymmetric beam internal diffuser.

BurstScape features 350° rotation and +15° to -3° tilt allowing easy post-installation aiming and beam adjustment *without* opening the factory sealed luminaire.




With its sharp beam edge the **Native 6°** beam delivers excellent illumination with an exceptionally close setback of 200 to 300 mm (8 to 12 in). Perfect for columns or highlighting specific features of a façade.



The **20°** beam offers light output with a softer edge set as close as 300 to 450 mm (12 to 18 in).



The **40°** beam features even illumination making it perfect for wide spot applications. Choose a setback of .3 to 1 m (1 to 3.3 ft). with longer distances benefiting from a 5° tilt.



The popular **10° x 40°** beam features great near-field color mixing and exceptional horizontal spread when set 2 m (6.6 ft) apart, and a 450 mm (18 in) setback.

Each rendering represents BurstScape IntelliHue luminaires set at various distances (center of luminaire to wall) illuminating a 10 m (33 ft) wall, with no tilt except as noted.

Take a look at BurstScape for yourself. .ies files are available on the specific product pages.

Exceptional lighting takes more than a luminaire

We help you unlock the full potential of your BurstScape luminaires with all of the elements you need, from power supplies to controllers. While other solution providers offer separate components, Color Kinetics excels in creating comprehensive, end-to-end solutions that are seamlessly integration.

Our approach simplifies all stages of creating a great lighting installation or light show—from specifying the solution you want to installing it efficiently to operating it for years to come

Controllers

Our broad line of controllers brings you differing capabilities that match your specific needs, the complexity of your project, and your budget. Our controllers offer the industry-standard DMX protocol, or our proprietary, scalable KiNET protocol for Ethernet networks. Because of addressing limitations, DMX is appropriate for relatively simple installations, or for light shows in which multiple BurstScape luminaires operate in unison.

Because it is not subject to DMX addressing limitations, Ethernet is the preferred environment for intricate color-changing light shows. And BurstScape can also be used with third-party controllers.



Power/Data Supplies

All BurstScape luminaires accept either DMX or Ethernet input and 100 to 277 VAC power from Data Enabler Pro.

Monitoring and Management

Interact Landmark is the first-ever cloud-hosted connected lighting system for architectural LED lighting installations. Interact Landmark allows you to remotely monitor, manage, and maintain an installation site from anywhere in the world, using a secure web connection.

Uplighting trees or foliage



Photography: SESCO Lighting

Make nature shine at night by lighting an iconic tree, tree canopy, or distinctive foliage of a park or plaza. By keeping the light source hidden, BurstScape adds new drama and ambiance to public spaces—while aiding wayfinding and increasing safety. Lighting a riverwalk, urban oasis, pocket park, or other landscapes can increase foot traffic, make visitors feel welcomed, and help bring new life to neglected areas.

These images show lighting scenarios appropriate for BurstScape's unique strengths, but not actual installations, since BurstScape is new to the market.

Highlighting first stories



Photography: Bart Ros Photography

BurstScape brings new light and attention to a key element of any streetscape—the first story, where retail stores, restaurants, bars, and other businesses are located. Because Color Kinetics luminaires are all seamlessly integrated, BurstScape can illuminate the lower portion of a building while other luminaires light higher floors. All with a level of consistency that creates a unified look for the entire structure.

Lighting a monument



Photography: LITE Ltd.

Most monuments are of a human scale, built to integrate into the daily life of a municipality or city. BurstScape can bring new attention to neglected monuments and other landmark structures by illuminating them at night and highlighting unique architectural details. Bathed in white or dynamic color light, these structures come alive, inviting visitors to appreciate their beauty and historical importance.

These images show lighting scenarios appropriate for BurstScape's unique strengths, but not actual installations, since BurstScape is new to the market.

Washing light on a long wall



Photography: Signify

BurstScape is ideal for lighting low walls with bright, consistent white or color-changing light. In-grade wall-washing brings out details in surface textures, artwork, monuments, and more—all while keeping the light source hidden. It expands visibility of these structures beyond daylight hours, increasing safety while enhancing visual appeal and impact. And BurstScape excels even in high-traffic areas.

Specifications and information

Products	Power consumption	Lumens	Efficacy lm/W	CRI
BurstScape Powercore, IntelliHue	15.8 to 34.0 W	887 to 1,414	37.4 to 56.1	2700 K - 91.0 4000 K - 83.3
BurstScape Powercore, RGBW	27.6 to 33.0 W	1,132 to 1,270	40.0 to 51.2	–
BurstScape Powercore, eW	30.4 to 30.5 W	1,568 to 1,696	51.5 to 55.6	83.8

General information

Beam Angles	6° Native, 20°, 40°, 10° x 40°
Light Beam Adjustment	Luminaire rotation in Pour Sleeve—350°, ±175° Luminaire single screw tilt adjustment +15° to -3°
LED Channels	IntelliHue—Red/Green/Blue/Mint White RGBW—Red/Green/Blue/White eW—3000 K
Input Voltage	100 to 277, auto-ranging, 50/60 Hz
Housing Material	Luminaire—Black Anodized Die-Cast Aluminium, Corrosion Resistant Trim Ring—Stainless Steel with Tamper Resistant Screws Pour Sleeve—Fiber Reinforced Polymer Temporary Cover—Recyclable Cast Aluminum
Lens	Clear tempered glass, Anti-Slip coating available as Custom Configuration
Surge Limits	6 kV maximum differential (L to N) 6 kV maximum common (L to Gnd or N to Gnd)
Corrosion Resistance	Complies with ASTM B117 standard for > 1,500 hours
Static/Dynamic Load	Minimum static load of 20 kN (4496 lbf) Minimum dynamic load of 40 kN (8992 lbf) To meet load requirement of 40kN, Pour Sleeve must be installed onto Mounting Plate (sold separately) in concrete. See Installation Instructions for more information.
Thermal Protection enabled	When operating between 40° - 60° C (104° - 140° F) ambient BurstScape may reduce its output automatically via Thermal Management preventing it from overheating. Learn more about Thermal Protection: https://colorkinetics.helpdocs.io/article/sh301ducix
Mechanical Impact	IK10
Temperature Ranges	-40 to 40 °C (-40 to 104°F) Operating -20 to 40 °C (-4 to 104 °F) Startup -40 to 80 °C (-40 to 176 °F) Storage
Weight	Luminaire—6.3 kg (13.9 lb) Pour Sleeve and Temporary Cover— 4.9 kg (10.9 lb)
Dimensions	Luminaire only—272.9 x 192.0 mm (10.74 x 7.56 in) Luminaire and Pour Sleeve—304.8 x 296.84 mm (12.0 x 11.69 in) Luminaire, Pour Sleeve and Mounting Plate—306.3 x 317.5 mm (12.06 x 12.5 in)
Approbations	UL/cUL, FCC Class A, CE, PSE
Environment	Dry/Damp/Wet Location, IP65, IP66, IP67

For further information

Complete details of every family, including part numbers, installation instructions, specification sheets, .ies files, and product drawings, can be found on the respective product pages.



**BurstScape Powercore,
IntelliHue**



**BurstScape Powercore,
RGBW**

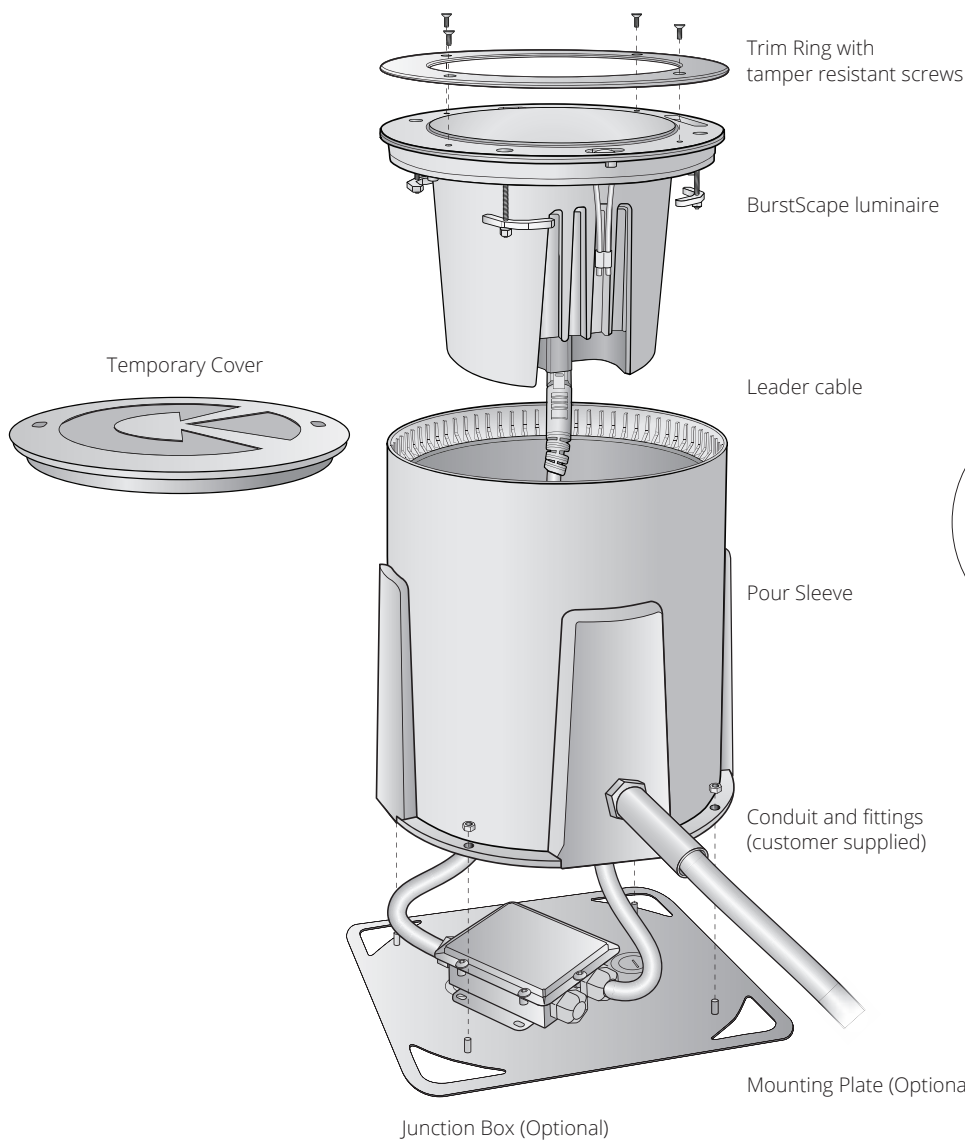
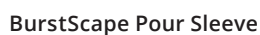


**BurstScape Powercore,
eW**

Don't see what you want?

In addition to the standard BurstScape luminaires numerous custom configurations are available. These include Anti-Slip lens, single color LEDs, single white CCTs, and custom LED mixes. Please contact your Color Kinetics Lighting sales rep. for more information.

BurstScape Luminaire



3mm hex
Torque 3.38 N·m (30 in-lbf) $\pm 10\%$

-3° tilt
0°
+15° tilt

Accessories

Item	Item Number	Item 12NC
Junction Box for BurstScape, IP67, with attached 558.8 mm (22.0 in) leader cable, UL	120-000218-00	912400137595
Junction Box for BurstScape, IP67, with attached 558.8 mm (22.0 in) leader cable, CE	120-000218-01	912400137638
Junction Box for BurstScape, IP67, with attached 558.8 mm (22.0 in) leader cable, BIS	120-000218-02	912400137640
BurstScape Pour Sleeve and Temporary Cover	120-000217-00	912400137594
BurstScape Mounting Plate, Required to meet 40KN dynamic load	120-000219-00	912400137596
Power Supplies		
Data Enabler Pro, 3/4 in / 1/2 in NPT (U.S. trade size conduit)	106-000004-00	910503701210
Data Enabler Pro, PG21/PG13 (metric size conduit)	106-000004-01	910503701211

Configuration and planning

Regardless of the size and complexity of your installation, the planning time you spend up front can help streamline the installation and configuration of your luminaires. Keep these points in mind as you plan your installation:

Configuration Calculator

Create a lighting design plan that identifies and locates all luminaires, Data Enabler Pro devices, and controllers. Use **Configuration Calculator** to determine how many luminaires you can install in a single run, and the maximum distances between Data Enabler Pro devices, luminaires, and controllers.

QuickPlay Pro 2

QuickPlay Pro 2 is designed to support all the steps in commissioning Color Kinetics Lighting Systems, including device configuration, setup and testing of DMX address maps and live demonstrations. Go to **QuickPlay Pro 2**.

© 2023 Signify Holding. All rights reserved. The information provided herein is subject to change, without notice. Signify does not give any representation or warranty as to the accuracy or completeness of the information included herein and shall not be liable for any action in reliance thereon. The information presented in this document is not intended as any commercial offer and does not form part of any quotation or contract, unless otherwise agreed by Signify.

All trademarks are owned by Signify Holding or their respective owners.

Cover Photo Credits: Redshift Photography



www.colorkinetics.com