

COLOR**KINETICS**
vaya series

Vaya Tube

Stand out from the crowd

Product Guide

Vaya Tube



Bring new beauty and motion to buildings, bridges, and more with continuous lines of light that glow, change color, and display effects.

In this guide:

Introduction	02
Color Kinetics Vaya Series	04
Endless possibilities	06
A range of benefits	08
Explore the Vaya Tube family	10
Key features	12
Complete solution	14
Showcase	16
Specifications	20

Explore Color Kinetics Vaya Series

No two lighting projects are exactly alike. That's why we offer such a wide range of Color Kinetics Vaya Series lighting solutions. Exterior or interior luminaires. Graze and flood. White and color. Bright, brighter, and brightest. The choices go on and on. With the Color Kinetics Vaya Series, you get high quality, innovative design, and rigorously tested reliability. All with the power and capabilities that match the needs of your specific project. And your budget.

So find your Color Kinetics Vaya Series lighting solution. And know that no matter which luminaire you choose, you'll get extraordinary light—and exceptional value. That's Color Kinetics Vaya Series.



Photography: Corné Clemens

Endless possibilities

Excite

Discover the possibilities with Vaya
Tube direct-view LED lighting

Lighting Designer: AWA/Sattva Inhouse Architecture Team



Beautiful lines of light. Glowing effects. Stunning color displays. Vaya Tube brings new life to buildings, bridges and more. Unlike other members of the Vaya family, these luminaires are used as a creative tool, offering designers and architects another way of engaging their audience. And as with all Vaya products, Vaya Tube gives you quality, dependability, and value.

Inspiring creativity

Vaya Tube gives you the chance to explore fascinating new effects. Create a screen of light that will convey an image or your brand's message. You can even change your lighting depending on the time of day or season. It's already working in applications around the world, from casinos and restaurants to landmark bridges and high-speed railway lines.

With Vaya Tube, the possibilities are endless.

Why choose Vaya Tube?

Gone are the days when a building's lighting was purely functional, nothing more than a way of brightening a space. Today, designers and architects use it to bring their artistic visions to life. Vaya Tube offers consistent reliability, unbelievable value and—most importantly—the opportunity to experiment with lighting in spectacular new ways.

Vaya Tube brings you a whole range of benefits:

Slim and lightweight

Vaya Tube has a streamlined profile and a reduced weight, making it discreet when installed in your building's ceiling or facades.

Brightness

Vaya Tube G2 RGBW provides up to 462.3 lm / 102 cd per 1.2m (4ft). It's highly visible light, even at a distance.

Wide viewing angle

With a 170° translucent lens, you'll get a stunning band of flawless light – giving you attention for all the right reasons.

Complete control

You have the flexibility to control individual nodes, allowing you to create large-scale media or graphical content. Use your imagination to engage your audience in new and exciting ways.

Longer runs

Use both ports on the CM-150 CA gen2 for Vaya Tube G2, RGBW to cover up to 24 m (80 ft). Your Vaya Tube luminaires will go the distance.

Tough under pressure

All of our luminaires have been through rigorous corrosion, vibration, and harsh weather testing. That's why we're confident they'll serve you well for many years to come.

Easy installation

Snap-lock connectors make installation faster and easier for everyone. The connections are all completely watertight too, so outside applications aren't a problem.

Connectivity

Link your Vaya Tube system to an Ethernet connection, DMX controller or third-party device for precise and responsive control.

Hassle-free integration

Vaya Tube integrates seamlessly with other Vaya luminaires in the same installation, as well as with third-party systems.

Guarantee

Our confidence extends to a multi-year warranty for all Vaya Tube products

Available in:

RGBW 

Better-quality white light as compared to RGB.

Meet Vaya Tube

What impact do you want to make? Each Vaya Tube luminaire is guaranteed to make a huge difference to your building, so you must consider your options carefully. It's important to think about form factor, light level and color—your lighting should not only meet your needs today, but long into the future.

The good news is Vaya Tube is extremely versatile. It's designed to work on buildings with defined edges, cladding, or glass façades. In short, Vaya Tube works wherever you need it to.

You should start by asking yourself some questions. What atmosphere do you wish to create? Is there a color—or several colors—that would strengthen your brand identity?

Vaya Tube

RGBW

This luminaire is perfect for matching the color scheme and branding of your building or interior. It's popular in retail stores, and is used to create dynamic displays, graphic effects, and low-resolution videos. You'll get exceptional brightness, high quality white light, precise control and guaranteed reliability.


Vaya Tube G2, RGBW

For maximum color control and impact



Power Consumption	3.4 W/ft
Beam angles	170° x 117°
Lumens per foot	105.4 to 115.5

Let's take a closer look



Well protected

A special vent makes sure humidity and moisture are kept well away from your Vaya Tube luminaires. They're designed to equalize pressure around your lighting, minimizing the chance of damage.

No gaps

Vaya Tube is made using a special co-extrusion process, so there's no gaps between the lens and the base. No gluing means no thermal expansion and other vulnerabilities.

Compact and light

Vaya Tube's lightweight design makes installation easier for everyone, perfect for both new projects and retrofits.

Available in 2 lengths

0.3 m (1 ft) and 1.2 m (4 ft).

Mechanical impact

IK09

Simple installation

Snap-lock connectors make installation easy—with one gentle push, your luminaires are connected and ready to go.

Easy connection

Your luminaires stay connected no matter what with simple but effective cable clamps—even when the connectors are jostled or pulled.

Individual node control

Vaya Tube lets you control individual nodes to 150 mm (6 in), allowing you to create stunning visual effects.

Flawless light

High quality LEDs make the light bright and visible—while frosted lenses ensure flawless consistency.

The perfect angle

A 170° viewing angle ensures high visibility, even at a distance.

No shadows

Specially designed translucent end caps keep light consistent across luminaires, so you won't experience any distracting gaps or shadows.



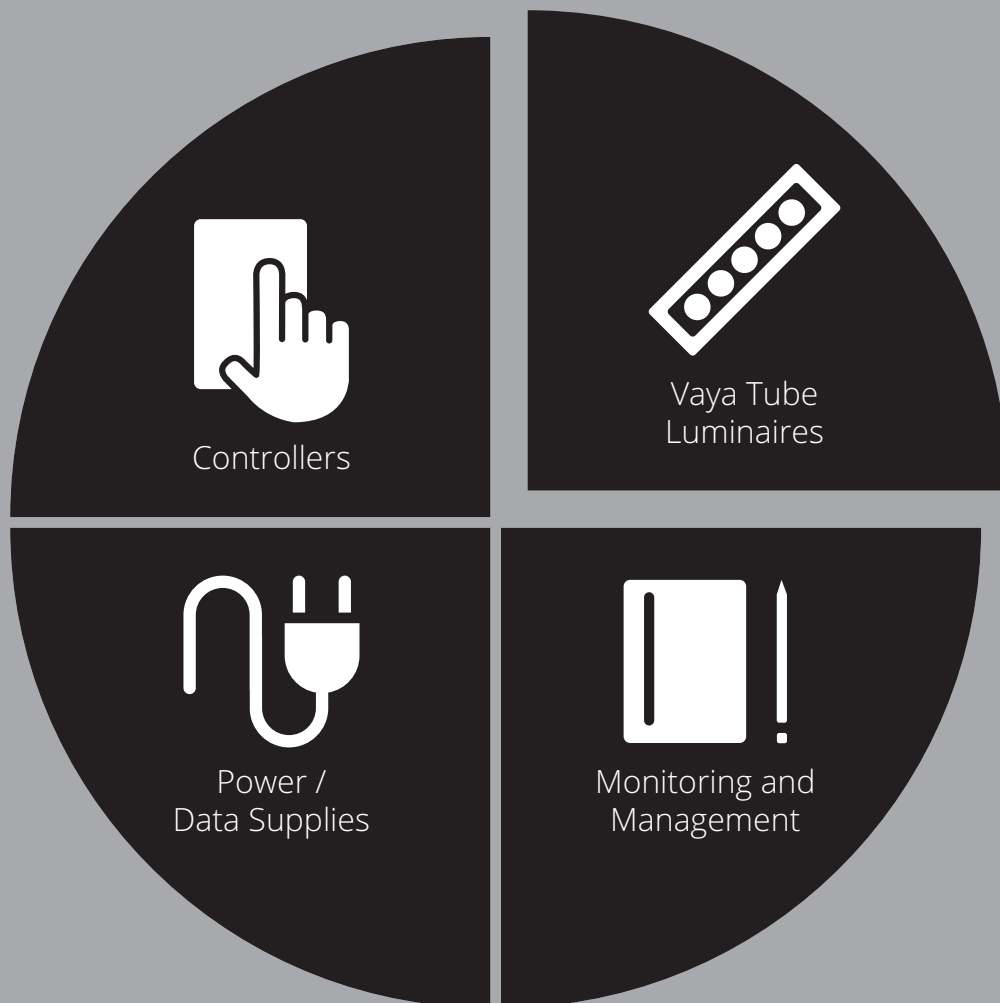
Exceptional lighting takes more than a luminaire

To unlock the full potential of your Vaya Tube luminaires, you need the right components to power and control them. Color Kinetics Vaya Series completes your solution with:

Controllers

Our broad line of controllers brings you differing capabilities that match your specific needs, the complexity of your project, and your budget. Our controllers offer the industry-standard DMX protocol, or our proprietary, scalable KiNET protocol for Ethernet networks. Because of addressing limitations, DMX is appropriate for relatively simple installations, or for light shows in which multiple Vaya Tube luminaires operate in unison.

Because it is not subject to DMX addressing limitations, Ethernet is the preferred environment for intricate color-changing light shows. And Vaya Tube can also be used with third-party controllers.



Power/Data Supplies

Vaya Tube luminaires' standard DMX-512 control features dynamic control with industry standard protocols, allowing for easy setup and third-party system integration.

Monitoring and Management

Interact Landmark is the first-ever cloud-hosted connected lighting system for architectural LED lighting installations. Interact Landmark allows you to remotely monitor, manage, and maintain an installation site from anywhere in the world, using a secure web connection.

A parking garage makeover



Photography: Brad Williams

A bold aesthetic.

The University of Nebraska's parking facility has been transformed from dull and grey to a stunning landmark with Vaya Tube RGB direct-view luminaires.

Product	Vaya Tube, RGB
Details	Luminaires are positioned in 3 or 4 story high vertical stripes highlighting the parking garage exterior.

A creative space



Photography: John Gollings

An innovative civic space creates a place for people to meet, learn, and engage.

Each year, a talented architect designs a pavilion for the Queen Victoria Gardens in Melbourne's Southbank Arts Precinct. In 2017, Netherlands-based duo Rem Koolhaas and David Gianotten crafted a beautiful space which featured a grid of Vaya Tube RGB luminaires. The dynamic color display set the mood for a wide range of cultural events, talks, performances, workshops and gatherings.

Product	Vaya Tube, RGB
Details	Luminaires are aligned in the ceiling grid of this outer space.

Beautiful Broad Street



Photography: 2018 Halkin Mason Photography LLC

Updating a traditional office property into a tech-savvy workforce.

With the help of a series of Vaya Tube luminaires, designers were able to transform the entrance of a dated 17th-century building into a bright and inviting lobby suited to the tech-savvy staff who work there. Our bold lighting installations replicated the route of a colonial-era street, paying homage to the history of the building.

Product	Vaya Tube, White
Details	Luminaires are used as sculptural elements throughout.

Illuminating minds



Photography: Anna Fairbank

Delivering dynamic light that inspires creativity.

The aim of any teacher is to inspire and excite their students, and Vaya Tube RGB luminaires are making the job easier for professors at the University of Melbourne's Arts West lecture hall. Glowing bars of light adorn the ceiling, arranged in a dazzling pattern to stimulate the minds of the next generation.

Product	Vaya Tube, RGB
Details	Luminaires are positioned in a hexagonal pattern floating above this presentation heater.

Specifications and information

Products	Lengths	Power	Lumens per foot	Efficacy lm/W
Vaya Tube G2, RGBW	0.3 m (1 ft) 1.2 m (4 ft)	3.4 W 13.6 W	105.4 to 115.5	30.93 to 34.1

General information

Viewing Angles	170° x 117°
LED Channels	RGBW—Red/Green/Blue/White (4000 K)
Input Voltage	24 VDC
Housing Material	Extruded polycarbonate, dark grey
Lens	Translucent plastic
Mechanical Impact	IK09
Approbations	UL/cUL, FCC Class A, CE, CQC, RCM
Environment	Dry/Damp/Wet Location, IP66
Weight	0.3 m (1 ft)—360 g (0.8 lb) 1.2 m (4 ft)—780 g (1.7 lb)
Dimensions	0.3 m (1 ft) 66 x 300 x 46.6 mm (2.6 x 11.81 x 1.83 in) Including mounting hinge 66 x 300 x 34.2 mm (2.6 x 11.81 x 1.35 in) Excluding mounting hinge 1.2 m (4 ft) 66 x 1,200 x 46.6 mm (2.6 x 47.24 x 1.83 in) Including mounting hinge 66 x 1,200 x 34.2 mm (2.6 x 47.24 x 1.35 in) Excluding mounting hinge

For further information

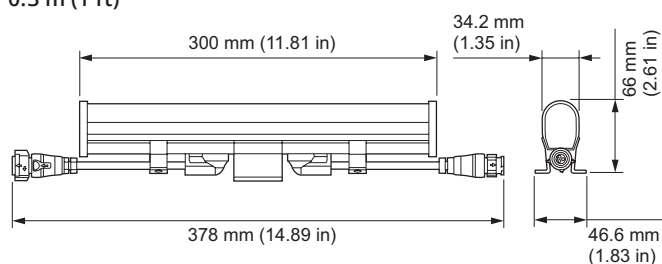
Complete details of every family, including part numbers, installation instructions, specification sheets, .ies files, and product drawings, can be found on the respective product pages.



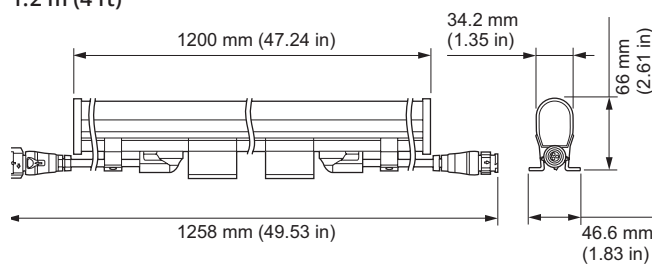
Vaya Tube G2, RGBW

Dimensions

0.3 m (1 ft)



1.2 m (4 ft)



Configuration and planning

Regardless of the size and complexity of your installation, the planning time you spend up front can help streamline the installation and configuration of your luminaires. Keep these points in mind as you plan your installation:

Want to display video on your structure?

You may be a lighting designer who wants to tap the power of video, a municipality that wants to turn a landmark into an icon, or a building owner/manager who wants to draw attention to your office tower, stadium, casino, or other structure. Before you dive into video, there are some initial questions you need to ask yourself, key elements you'll need to create a complete solution, and some specific technical considerations that you need to address by reading [Color Kinetics Video Guideline](#).

Configuration Calculator

Use Vaya **Configuration Calculator** to determine how many luminaires you can install in a single run based on input voltage, fixture, circuit breaker and leader & jumper cable lengths.

Accessories

A wide range of accessory options lets you customize Vaya Tube

	Item Number	Item 12NC
Accessories		
Vaya Tube Leader-Jumper Cable, 15 m (50 ft), UL, CE, CQC	308-000014-05	912400133652
Vaya Tube Leader-Jumper Cable, 1.5 m (5 ft), UL, CE, CQC	308-000014-04	912400133651
Vaya Tube Leader-Jumper Cable, 0.3 m (1 ft), UL, CE, CQC	308-000014-09	912400134183
Control Module, Power Supply		
CM-150 CA gen2 Control Module, Surface Mount, Three-Wire Terminal, 4A/8A 24V, IP66	109-000041-03	912400137433
Power Supply, 320 W 24V, 100 to 277 V, IP67, UL/CE/PSE	309-000014-01	912400130539

© 2023 Signify Holding. All rights reserved. The information provided herein is subject to change, without notice. Signify does not give any representation or warranty as to the accuracy or completeness of the information included herein and shall not be liable for any action in reliance thereon. The information presented in this document is not intended as any commercial offer and does not form part of any quotation or contract, unless otherwise agreed by Signify.

All trademarks are owned by Signify Holding or their respective owners.

Cover photography credits: Brad Williams

COLORKINETICS **vaya**series

www.colorkinetics.com/vaya