



The **UrbanScape LED** pendant luminaire combines style and performance to create flexible, durable and attractive energy-saving solutions that blend in well with modern-styled urban architecture. Thanks to the open design it is capable of more powerful lumen packages suited to the higher visibility requirements of roads and intersections – up to 96 LEDs can deliver over 20,000 lumens, equivalent to 400W HID. The pendant model comes with a choice of flat or sag lens and an optional white opaque globe. Includes Service Tag, innovative way to provide assistance throughout the life of the product.

Project: _____
 Location: _____
 Cat.No: _____
 Type: _____
 Lamps: _____ Qty: _____
 Notes: _____

Luminaire ordering guide

Example: MSR-145W64LED4K-G3-LE3F-120-CDMGM25-SMA-RCD-BKTX

| Series | LED module | CCT | Gen. | Optical System | Lens | Voltage | Driver Options | Adapter ⁹ | Luminaire option | Mounting ⁹ | Pole ⁹ | Finish |
|--|--|--|-------------------|---|---|--|--|--|---|---|---|---|
| MSC | | | G3 | | | | | | | | | |
| MSC¹ UrbanScape LED pendant luminaire | 35W32LED² 55W32LED² 72W32LED 97W32LED² 55W48LED 80W48LED 108W48LED 140W48LED 70W64LED 110W64LED 145W64LED² 195W64LED² 90W80LED 135W80LED 180W80LED 110W96LED 160W96LED 215W96LED³ | 3K⁷ 3000K 4K 4000K | G3 Gen3 | LE2 Type II (ASYM) LE3 Type III (ASYM) LE3W Type III (ASYM) wide flat lens LE4 Type IV (ASYM) LE5⁴ Type V (SYMM) | F Flat lens S Sag lens | 120 120V 208 208V 240 240V 277 277V 347 347V 480 480V | CDMG² Dynadimmer for standard dimming (consult pg 3 for complete Dynadimmer scenarios) CLO² Pre-set driver to manage lumen depreciation AST² Pre-set driver for progressive start-up OTL² Pre-set driver to signal end of lamp life DALI² Pre-set driver compatible with the DALI control system DMG 0-10 volt SRD² Sensor ready driver, standard configuration SRD1² Sensor ready driver, alternate configuration | MA1 1 1/4" NPT threaded hole adapter accepting threaded tube MA2 1 1/2" NPT threaded hole adapter accepting threaded tube. SMA Decorative retro side-mounted cast-aluminum, accepts tubes from 1 5/8" to 2 3/8" SMB Decorative contemporary side-mounted cast-aluminum, accepts tubes from 1 5/8" to 2 3/8" | BX⁶ Bird repellent DH Opaque decorative hood HS House Side Shield PH8 Photoelectric cell PH9 Shorting Cap PHXL² Photoelectric cell, extended life RCD⁶ 5-Pin receptacle for dimming photoelectric cell RCD7⁶ 7-Pin receptacle for photoelectric cell SP2 20kV/20kA Surge Protector (optional) BAC⁸ Meets the requirements of the Buy American Act of 1933 (BAA) | Consult the Signify web site for details and the complete line of Mountings | Consult the Signify web site for details and the complete line of Poles | BE2TX BE6TX BE8TX BG2TX BKTX BRTX GN4TX GN6TX GN8TX GNTX GR GY3TX NP RD2TX RD4TX TG TS WHTX (consult pg4 for all code descriptions) |

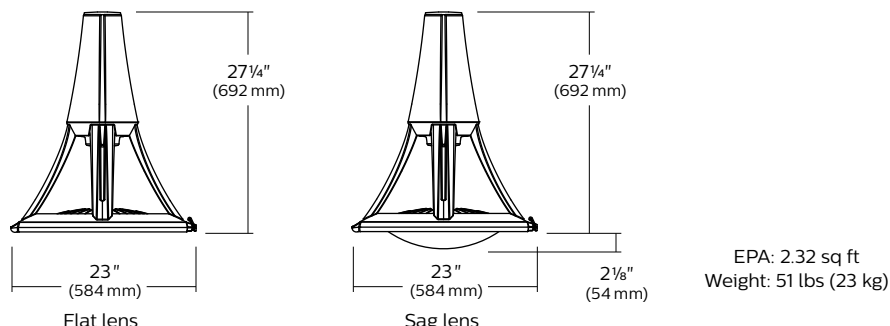
- DMG 0-10V driver come standard.
- The 347V and 480V are not available.
- Not available with DH option.
- Not available with HS option.
- Can not be used with DH, PH8, PH8XL, PH9 or RCD.
- Use of photoelectric cell or shorting cap is required to ensure proper illumination
- CCT's 3000K and warmer are IDA Dark Sky Approved
- Failure to properly select the "BAC" suffix could result in you receiving product that is not BAA compliant product with no recourse for an RMA or refund. This BAC designation hereunder does not address (i) the applicability of, or availability of a waiver under, the Trade Agreements Act, or (ii) the "Buy America" domestic content requirements imposed on states, localities, and other non-federal entities as a condition of receiving funds administered by the Department of Transportation or other federal agencies.
- Consult Signify to confirm whether specific accessories are BAA-compliant.



MSC UrbanScape pendant

urban luminaire

Dimensions



LED Wattage and Lumen Values for 3000K & 4000K fixtures with Flat Glass Lens

| Ordering Code: | Total LEDs | System current (mA) | Average System Watts (W) | LE2F | | | LE3F | | | LE3WF | | | LE4F | | | LE5F | | |
|----------------------------------|------------|---------------------|--------------------------|--------------|----------------|------------|--------------|----------------|------------|--------------|----------------|------------|--------------|----------------|------------|--------------|----------------|------------|
| | | | | Lumen Output | Efficacy (LPW) | BUG Rating | Lumen Output | Efficacy (LPW) | BUG Rating | Lumen Output | Efficacy (LPW) | BUG Rating | Lumen Output | Efficacy (LPW) | BUG Rating | Lumen Output | Efficacy (LPW) | BUG Rating |
| Flat Glass Lens MSC 3000K | | | | | | | | | | | | | | | | | | |
| 35W32LED3K-G3-x | 32 | 350 | 37 | 5092 | 138 | B1-U0-G1 | 5013 | 135 | B1-U0-G1 | 5000 | 135 | B1-U0-G1 | 5048 | 136 | B1-U0-G1 | 4998 | 135 | B3-U0-G1 |
| 55W32LED3K-G3-x | 32 | 530 | 55 | 7304 | 133 | B2-U0-G1 | 7190 | 131 | B1-U0-G2 | 7173 | 130 | B1-U0-G2 | 7241 | 132 | B1-U0-G2 | 7169 | 130 | B3-U0-G2 |
| 72W32LED3K-G3-x | 32 | 700 | 72 | 9212 | 128 | B2-U0-G2 | 9069 | 126 | B2-U0-G2 | 9047 | 126 | B2-U0-G2 | 9133 | 127 | B2-U0-G2 | 9043 | 126 | B3-U0-G2 |
| 97W32LED3K-G3-x | 32 | 1050 | 105 | 12701 | 121 | B3-U0-G2 | 12504 | 119 | B2-U0-G2 | 12474 | 119 | B2-U0-G2 | 12592 | 120 | B2-U0-G2 | 12468 | 119 | B4-U0-G2 |
| 55W48LED3K-G3-x | 48 | 350 | 54 | 7638 | 141 | B2-U0-G1 | 7519 | 139 | B2-U0-G2 | 7501 | 139 | B1-U0-G2 | 7572 | 140 | B1-U0-G2 | 7497 | 139 | B3-U0-G2 |
| 80W48LED3K-G3-x | 48 | 530 | 80 | 10956 | 137 | B2-U0-G2 | 10786 | 135 | B2-U0-G2 | 10759 | 134 | B2-U0-G2 | 10862 | 136 | B2-U0-G2 | 10755 | 134 | B4-U0-G2 |
| 108W48LED3K-G3-x | 48 | 700 | 105 | 13817 | 131 | B3-U0-G2 | 13603 | 129 | B2-U0-G2 | 13569 | 129 | B2-U0-G2 | 13698 | 130 | B2-U0-G2 | 13563 | 129 | B4-U0-G2 |
| 140W48LED3K-G3-x | 48 | 1050 | 157 | 19053 | 121 | B3-U0-G2 | 18757 | 119 | B3-U0-G2 | 18712 | 119 | B3-U0-G3 | 18889 | 120 | B3-U0-G3 | 18703 | 119 | B4-U0-G2 |
| 70W64LED3K-G3-x | 64 | 350 | 69 | 9843 | 142 | B2-U0-G2 | 9690 | 140 | B2-U0-G2 | 9666 | 140 | B2-U0-G2 | 9758 | 141 | B2-U0-G2 | 9662 | 140 | B3-U0-G2 |
| 110W64LED3K-G3-x | 64 | 530 | 105 | 14118 | 135 | B3-U0-G2 | 13899 | 133 | B2-U0-G2 | 13865 | 132 | B2-U0-G2 | 13996 | 134 | B2-U0-G2 | 13858 | 132 | B4-U0-G2 |
| 145W64LED3K-G3-x | 64 | 700 | 140 | 17805 | 127 | B3-U0-G2 | 17528 | 125 | B3-U0-G2 | 17486 | 125 | B3-U0-G3 | 17652 | 126 | B3-U0-G3 | 17478 | 125 | B4-U0-G2 |
| 195W64LED3K-G3-x | 64 | 1050 | 214 | 24551 | 115 | B3-U0-G3 | 24170 | 113 | B3-U0-G3 | 24111 | 112 | B3-U0-G4 | 24340 | 114 | B3-U0-G3 | 24100 | 112 | B5-U0-G3 |
| 90W80LED3K-G3-x | 80 | 350 | 87 | 12303 | 142 | B3-U0-G2 | 12112 | 139 | B2-U0-G2 | 12082 | 139 | B2-U0-G2 | 12197 | 140 | B2-U0-G2 | 12077 | 139 | B4-U0-G2 |
| 135W80LED3K-G3-x | 80 | 530 | 131 | 17646 | 134 | B3-U0-G2 | 17372 | 132 | B3-U0-G2 | 17330 | 132 | B2-U0-G3 | 17494 | 133 | B3-U0-G3 | 17322 | 132 | B4-U0-G2 |
| 180W80LED3K-G3-x | 80 | 700 | 175 | 22255 | 127 | B3-U0-G3 | 21910 | 125 | B3-U0-G3 | 21856 | 125 | B3-U0-G3 | 22064 | 126 | B3-U0-G3 | 21846 | 125 | B5-U0-G3 |
| 110W96LED3K-G3-x | 96 | 350 | 101 | 14763 | 146 | B3-U0-G2 | 14534 | 143 | B3-U0-G2 | 14499 | 143 | B2-U0-G2 | 14636 | 144 | B2-U0-G2 | 14492 | 143 | B4-U0-G2 |
| 160W96LED3K-G3-x | 96 | 530 | 158 | 21176 | 134 | B3-U0-G3 | 20847 | 132 | B3-U0-G3 | 20796 | 132 | B3-U0-G3 | 20993 | 133 | B3-U0-G3 | 20786 | 132 | B5-U0-G3 |
| 215W96LED3K-G3-x | 96 | 700 | 209 | 26707 | 128 | B3-U0-G3 | 26292 | 126 | B3-U0-G3 | 26228 | 125 | B3-U0-G4 | 26477 | 127 | B3-U0-G4 | 26216 | 125 | B5-U0-G3 |
| Flat Glass Lens MSC 4000K | | | | | | | | | | | | | | | | | | |
| 35W32LED4K-G3-x | 32 | 350 | 37 | 5346 | 144 | B1-U0-G1 | 5263 | 142 | B1-U0-G1 | 5250 | 142 | B1-U0-G1 | 5300 | 143 | B1-U0-G1 | 5248 | 142 | B3-U0-G1 |
| 55W32LED4K-G3-x | 32 | 530 | 55 | 7669 | 139 | B2-U0-G1 | 7550 | 137 | B2-U0-G2 | 7531 | 137 | B1-U0-G2 | 7603 | 138 | B1-U0-G2 | 7528 | 137 | B3-U0-G2 |
| 72W32LED4K-G3-x | 32 | 700 | 72 | 9673 | 134 | B2-U0-G1 | 9522 | 132 | B2-U0-G2 | 9499 | 132 | B2-U0-G2 | 9589 | 133 | B2-U0-G2 | 9495 | 132 | B3-U0-G2 |
| 97W32LED4K-G3-x | 32 | 1050 | 105 | 13336 | 127 | B2-U0-G2 | 13129 | 125 | B2-U0-G2 | 13097 | 125 | B2-U0-G2 | 13222 | 126 | B2-U0-G2 | 13091 | 125 | B3-U0-G2 |
| 55W48LED4K-G3-x | 48 | 350 | 54 | 8020 | 149 | B2-U0-G2 | 7895 | 146 | B2-U0-G2 | 7876 | 146 | B2-U0-G2 | 7950 | 147 | B2-U0-G2 | 7872 | 146 | B4-U0-G2 |
| 80W48LED4K-G3-x | 48 | 530 | 80 | 11504 | 144 | B2-U0-G2 | 11325 | 141 | B2-U0-G2 | 11297 | 141 | B2-U0-G2 | 11405 | 142 | B2-U0-G2 | 11292 | 141 | B4-U0-G2 |
| 108W48LED4K-G3-x | 48 | 700 | 105 | 14508 | 138 | B3-U0-G2 | 14283 | 136 | B2-U0-G2 | 14248 | 135 | B2-U0-G2 | 14383 | 137 | B2-U0-G2 | 14241 | 135 | B4-U0-G2 |
| 140W48LED4K-G3-x | 48 | 1050 | 157 | 20006 | 127 | B3-U0-G2 | 19695 | 125 | B2-U0-G2 | 19647 | 125 | B2-U0-G2 | 19834 | 126 | B2-U0-G2 | 19638 | 125 | B4-U0-G2 |
| 70W64LED4K-G3-x | 64 | 350 | 69 | 10335 | 149 | B3-U0-G2 | 10174 | 147 | B2-U0-G2 | 10150 | 147 | B2-U0-G2 | 10246 | 148 | B2-U0-G2 | 10145 | 147 | B4-U0-G2 |
| 110W64LED4K-G3-x | 64 | 530 | 105 | 14824 | 141 | B3-U0-G2 | 14593 | 139 | B3-U0-G2 | 14558 | 139 | B2-U0-G2 | 14696 | 140 | B2-U0-G2 | 14551 | 139 | B4-U0-G2 |
| 145W64LED4K-G3-x | 64 | 700 | 140 | 18695 | 134 | B3-U0-G2 | 18405 | 132 | B3-U0-G2 | 18360 | 131 | B2-U0-G3 | 18534 | 133 | B2-U0-G2 | 18352 | 131 | B4-U0-G2 |
| 195W64LED4K-G3-x | 64 | 1050 | 214 | 25779 | 120 | B3-U0-G2 | 25378 | 118 | B3-U0-G2 | 25317 | 118 | B3-U0-G3 | 25557 | 119 | B3-U0-G3 | 25305 | 118 | B4-U0-G2 |
| 90W80LED4K-G3-x | 80 | 350 | 87 | 12918 | 149 | B3-U0-G2 | 12717 | 146 | B3-U0-G2 | 12687 | 146 | B3-U0-G3 | 12807 | 147 | B3-U0-G3 | 12681 | 146 | B4-U0-G2 |
| 135W80LED4K-G3-x | 80 | 530 | 131 | 18528 | 141 | B3-U0-G3 | 18240 | 139 | B3-U0-G2 | 18196 | 138 | B3-U0-G3 | 18369 | 140 | B3-U0-G3 | 18188 | 138 | B5-U0-G3 |
| 180W80LED4K-G3-x | 80 | 700 | 175 | 23368 | 134 | B3-U0-G3 | 23005 | 132 | B3-U0-G3 | 22949 | 131 | B3-U0-G3 | 23167 | 132 | B3-U0-G3 | 22939 | 131 | B5-U0-G3 |
| 110W96LED4K-G3-x | 96 | 350 | 101 | 15502 | 153 | B3-U0-G3 | 15261 | 151 | B3-U0-G3 | 15224 | 150 | B3-U0-G4 | 15368 | 152 | B3-U0-G3 | 15217 | 150 | B5-U0-G3 |
| 160W96LED4K-G3-x | 96 | 530 | 158 | 22234 | 141 | B3-U0-G3 | 21889 | 139 | B3-U0-G3 | 21836 | 138 | B3-U0-G4 | 22043 | 140 | B3-U0-G4 | 21826 | 138 | B5-U0-G3 |
| 215W96LED4K-G3-x | 96 | 700 | 209 | 28042 | 134 | B3-U0-G3 | 27607 | 132 | B3-U0-G3 | 27539 | 132 | B3-U0-G4 | 27801 | 133 | B3-U0-G4 | 27527 | 132 | B5-U0-G3 |

Actual performance may vary due to installation variables including optics, mounting/ceiling height, dirt depreciation, light loss factor, etc.; highly recommended to confirm performance with a layout - contact Applications at signify.com/outdoorluminaires.

Note: Some data may be scaled based on tests of similar. But not identical luminaires.

MSC UrbanScape pendant

urban luminaire

Specifications

Cage

In a round shape, this cage is made of four cast aluminum 356 decorative arms welded to the housing and to the access mechanism.

Housing

In a round shape, this housing is made of cast 356 aluminum, c/w a watertight grommet, mechanically assembled to the bracket with four bolts 3/8 16 UNC. This suspension system permits for a full rotation of the luminaire in 90° increments. The housing is complete with a watertight access cap mechanically secured with two captive screws, giving access to the driver. Rated IP66.

Access-Mechanism

Made of cast aluminum 356 technical, ring with latch and hinge. The mechanism shall offer tool free access to the Light engine.

Light Engine

LED engine composed of 4 main components: LED lamp / Optical System / Heat Sink / Driver. Electrical components are RoHS compliant.

LExF Lens

Flat Lens: Made of soda lime tempered glass, mechanically assembled and sealed onto the ring of the access mechanism. Dark Sky compliant with 0% uplight and U0 per IESNA TM 15.

LExS Lens

Sag Lens: Made of soda lime clear tempered glass, mechanically assembled and sealed onto the ring of the access mechanism.

LED Module

LED type Lumileds LUXEON T. Composed of high performance white LEDs. Color temperature of 4000 Kelvin nominal, 70 CRI. Operating lifespan 100,000 hours (see chart for specific lifetime based on mA) based on TM 21 extrapolation to get results after which 50% of LEDs still emits over 70% (L70) of its original lumen output. Use of metal core board ensures greater heat transfer and longer lifespan of the light engine.

Optical System

Composed of high performance optical polymer refractor lenses to achieve desired distribution optimized to get maximum spacing, target lumens and a superior lighting uniformity. System is rated IP66. Performance shall be tested per LM 63, LM 79 and TM 15 (IESNA) certifying its photometric performance. Street side indicated.

Heat Sink

Made of cast aluminum optimizing the LEDs efficiency and life. Product does not use any cooling device with moving parts (only passive cooling device).

Driver

High power factor of 95%. Electronic driver, operating range 50/60 Hz. Auto adjusting universal voltage input from 120 to 277 and 347 to 480 VAC rated for both application line to line or line to neutral, Class I, THD of 20% max. Maximum ambient operating temperature from 40°F (40°C) to 130°F (55°C). Certified in compliance to UL1310 cULus requirement. Dry and damp location. Assembled on a unitized removable tray with Tyco quick disconnect plug resisting to 221°F (105°C). Dimmable driver 0-10V. The current supplying the LEDs will be reduced by the driver if the driver experiences internal overheating as a protection to the LEDs and the electrical components. Output is protected from short circuits, voltage overload and current overload. Automatic recovery after correction. Standard built in driver surge protection of 2.5kV (min).

Surge Protector

Surge protector tested in accordance with ANSI/IEEE C62.45 per ANSI/IEEE C62.41.2 Scenario I Category C High Exposure 10kV/10kA waveforms for Line Ground, Line Neutral and Neutral Ground, and in accordance with U.S. DOE (Department of Energy) MSSLC (Municipal Solid State Street Lighting Consortium) model specification for LED Urban luminaires electrical immunity requirements for High Test Level 10kV / 10kA.

Driver options

AST: Pre-set driver for progressive start-up of the LED module(s) to optimize energy management and enhance visual comfort at start-up.

CLO: Pre-set driver to manage the lumen depreciation by adjusting the power given to the LEDs offering the same lighting intensity during the entire lifespan of the LED module.

DMG: Dimmable driver 0-10V.

OTL: Pre-set driver to signal end of life of the LED module(s) for better fixture management.

CDMG: Dynadimmer standard dimming functionalities including pre-programmed scenarios to suit many applications and needs from safety to maximum energy savings.

SRD: Sensor Ready Driver including SR communication (used for dimming and other functionalities), 24V auxiliary supply and a logical signal input (LSI) connected to the top NEMA twist lock receptacle.

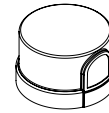
SRD1: Sensor Ready Driver including SR communication (used for dimming and other functionalities) but with 24V auxiliary supply and a logical signal input (LSI) not connected to the top NEMA twist lock.

| Order Code | Scenario | Dim. Time | Dim. Level |
|------------|----------|-----------|------------|
| CDMG525 | Safety | 4 hours | 25% power |
| CDMG550 | Safety | 4 hours | 50% power |
| CDMG575 | Safety | 4 hours | 75% power |
| CDMG25 | Median | 6 hours | 25% power |
| CDMG50 | Median | 6 hours | 50% power |
| CDMG75 | Median | 6 hours | 75% power |
| CDMGE25 | Economy | 8 hours | 25% power |
| CDMGE50 | Economy | 8 hours | 50% power |
| CDMGE75 | Economy | 8 hours | 75% power |

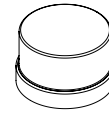
Luminaire options



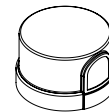
HS
House side shield



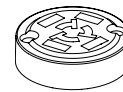
PH8 (allows a 90° rotation)
Photoelectric Cell, Twist-lock Type complete with receptacle.



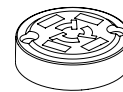
PH9
Shorting cap, Twist-lock Type complete with receptacle.



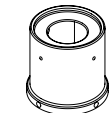
PHXL (allows a 90° rotation)
Extended life photoelectric cell, Twist-lock Type complete with receptacle.



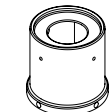
RCD
Receptacle 5-pins allowing dimming, can be used with a twist-lock Starsense, shorting cap or a photoelectric cell.



RCD7
Receptacle 7-pins.



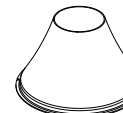
TN3
Fitter to fit over a 3" (76 mm) O.D. by 4" (102 mm) tenon.



TN3.5
Fitter to fit over a 3-1/2" (89 mm) O.D. by 4" (102 mm) tenon.



BX
Bird repellent.



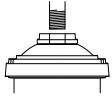
DH
Opaque decorative hood.

MSC UrbanScape pendant

urban luminaire

Specifications (continued)

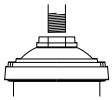
Adapters



MA1

The luminaire is suspended by means of a mounting adapter with a 1½" (38mm) NPT threaded hole accepting a threaded tube


from the mounting. Retrofit adapter for existing mounting.



MA2

The luminaire is suspended by means of a mounting adapter with a 1½" (38mm) NPT threaded hole accepting threaded tube

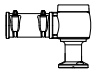
from the mounting. Retrofit adapter for existing mounting.



SMA

The luminaire is suspended by means of a decorative side-mounted cast aluminum adapter. This adapter accepts tubes from

1⅝" to 2⅜" (41 to 60mm) and is adjustable to more or less 5°. The adapter features a cast aluminum decorative cover and finial.



SMB

The luminaire is suspended by means of a decorative side-mounted cast aluminum adapter. This adapter

accepts tubes from 1⅝" to 2⅜" (41 to 60mm) and is adjustable to more or less 5°.

Finish

Color to be in accordance with the AAMA 2603 standard. Application of polyester powder coat paint (4 mils/100 microns) with ± 1 mils/24 microns of tolerance. The Thermosetting resins provides a discoloration resistant finish in accordance with the ASTM D2244 standard, as well as luster retention in keeping with the ASTM D523 standard and humidity proof in accordance with the ASTM D2247 standard. The surface treatment achieves a minimum of 2000 hours for salt spray resistant finish in accordance with testing performed and per ASTM B117 standard.

Textured Finishes:

BE2TX: Midnight Blue

BE6TX: Ocean Blue

BE8TX: Royal Blue

BG2TX: Sandstone

BKTX: Black

BRTX: Bronze

GN4TX: Blue Green

GN6TX: Forest Green

GN8TX: Dark Forest Green

GNTX: Green

GY3TX: Medium Grey

RD2TX: Burgundy

RD4TX: Scarlet

WHTX: White

Other Finishes:

GR: Gray Sandtex

NP: Natural Alum.

TG: Hammer-tone Gold

TS: Hammer-tone Silver

LED manufacturing standard

The electronic components sensitive to electrostatic discharge (ESD) such as light emitting diodes (LEDs) are assembled in compliance with IEC61340 5 1 and ANSI/ESD S20.20 standards so as to eliminate ESD events that could decrease the useful life of the product.

Hardware

All exposed screws shall be stainless steel with Ceramic primer seal basecoat to reduce seizing of the parts. All seals and sealing devices are made and/or lined with EPDM and/or silicone and/or rubber.

Wiring

Gauge (#14) TEW/AWM 1015 or 1230 wires, 6" (152mm) minimum exceeding from luminaire.

Quality Control

Manufactured to ISO 9001 2008 and ISO 14001 2004 International Quality Standards Certification.

Vibration Resistance

Meets the ANSI C136.31, American National Standard for Roadway Luminaire Vibration specifications for Bridge/overpass applications. (Tested for 3G over 100 000 cycles by an independent lab).

Service Tag

Each individual luminaire is uniquely identifiable, thanks to the Service tag application. With a simple scan of a QR code, placed inside the luminaire, you gain instant access to the luminaire configuration, making installation and maintenance operations faster and easier, no matter what stage of the luminaire's lifetime. Just download the APP and register your product right away.

For more details visit: signify.com/servicetag

Certifications and Compliance

CSA, cULus Listed for Canada and USA. MetroScape is on the DesignLights Consortium (DLC) Qualified Products List (QPL).

