

# PHILIPS

## Xitanium

### LED driver



## Datasheet

### Xitanium non-iso DALI dimmable & programmable (TD16 SimpleSet)

Xitanium 35W 0.08-0.35A 220V TD16 230V

9290 039 94506

Xitanium non-isolated DALI drivers are ideal for High Voltage (HV) linear systems and stand on three pillars: quality of light, reliability and flexibility.

By using Xitanium LED drivers in your luminaires, you can be sure to offer your customers high quality of light without visual flicker and stroboscopic effects. The reliability of our drivers is based on in-depth electronics knowledge and extensive testing.

Finally, application-oriented operating windows offer the flexibility required to provide the stable lumen output and light quality levels that lighting specifiers and architects demand.

#### Features

- Configurable operating windows (AOC) via DALI and SimpleSet interface
- Adjustable Light Output (ALO)
- Constant Light Output (CLO)
- Corridor Mode (CM)
- Dimming supported during DC operation (DCemDim)
- Touch & Dim (TD)
- OEM Write Protection (OWP)
- Memory Bank 1 Extension / Luminaire Data (DALI part 251)
- Energy Reporting (DALI part 252)
- Diagnostics & Maintenance (DALI part 253)

#### Benefits

- Low profile housing (16mm height)
- SimpleSet configuration interface (NFC)
- High quality of light
- High reliability
- Future-proof flexibility
- Flicker and noise free dimming due to amplitude modulation dimming (AM)

#### Application

- Offices
- Healthcare
- Education
- Indoor parking areas
- Retail: supermarkets, shopping malls
- Industry

## Logistical data

Specification item	Value
Product name	Xitanium 35W 0.08-0.35A 220V TD16 230V
EOC	872016935720400
Logistic code 12NC	9290 039 94506
EAN1 (GTIN)	8720169357204
Pieces per box	24
Weight	180 gram

## Electrical input data

Specification item	Value	Unit	Condition
Rated input voltage range	220...240	V <sub>ac</sub>	Nominal range
Rated input voltage	230	V <sub>ac</sub>	
Rated input frequency	50...60	Hz	Nominal range
Rated input current	0.18	A	@ rated output power @ rated input voltage
Rated input power	39.0	W	@ rated output power @ rated input voltage
Power factor performance range	0.98		@ rated output power @ rated input voltage
Total harmonic distortion	20	%	@ rated output power @ rated input voltage
Efficiency	91.4	%	@ rated output power @ rated input voltage @ max. U <sub>out</sub>
Rated input voltage DC	186...250	V <sub>dc</sub>	Nominal range
Rated input current DC	0.15...0.2	A <sub>dc</sub>	Nominal range
Input voltage AC	168...275	V <sub>ac</sub>	Operational range
Input frequency AC	47.5...63	Hz	Operational range
Input voltage DC	168...275	V <sub>dc</sub>	Operational range
Standby Power (W)	0.24	W	
Isolation input to output	No		

## Electrical output data

Specification item	Value	Unit	Condition
Regulation method	Constant Current		
Output voltage	50...220	V <sub>dc</sub>	
Output voltage max.	250	V	Maximum output voltage (rms)
Output current	80...350	mA	
Output current min programmable	80	mA	
Min output current	2	mA	
Output current tolerance ±	5	%	@full load
Output current ripple LF	≤ 4	%	Ripple = peak / average. Up to 2kHz.
Output P <sub>st</sub> <sup>LM</sup>	≤ 1.0		In entire operating window
Output SVM	≤ 0.3		In entire operating window
Output power	0.1...35.0	W	
Minimum performance output power	10	W	Power factor > 0.9 and THD < 20%

## Control interfaces

Specification item	Value	Unit	Condition
Control method	Corridor Mode, DALI, TD		DALI parts: 101, 102, 207, 251, 252, 253. See design-in guide at <a href="http://www.philips.com/oem">www.philips.com/oem</a> for more controllability details.
Dimming range	1...100	%	with AOC > 200mA 1% dimming possible; AOC < 80mA min. physical current = 2mA
Isolation controls input to output	Basic		acc. IEC61347-1

## Wiring and Connections

Specification item	Value	Unit	Type
Input wire cross-section	0.5...1.5 / 20...16	mm <sup>2</sup> / AWG	WAGO744, solid wire
Input wire strip length	8...9	mm	
Output wire cross-section	0.5...1.5 / 20...16	mm <sup>2</sup> / AWG	WAGO744, solid wire
Output wire strip length	8...9	mm	
Control wire cross-section	0.5...1.5 / 20...16	mm <sup>2</sup> / AWG	WAGO744, solid wire
Control wire strip length	8...9	mm	
Maximum cable length	2	m	Total length of wiring including LED module, one way. For longer wiring please double check EMI behavior of luminaire

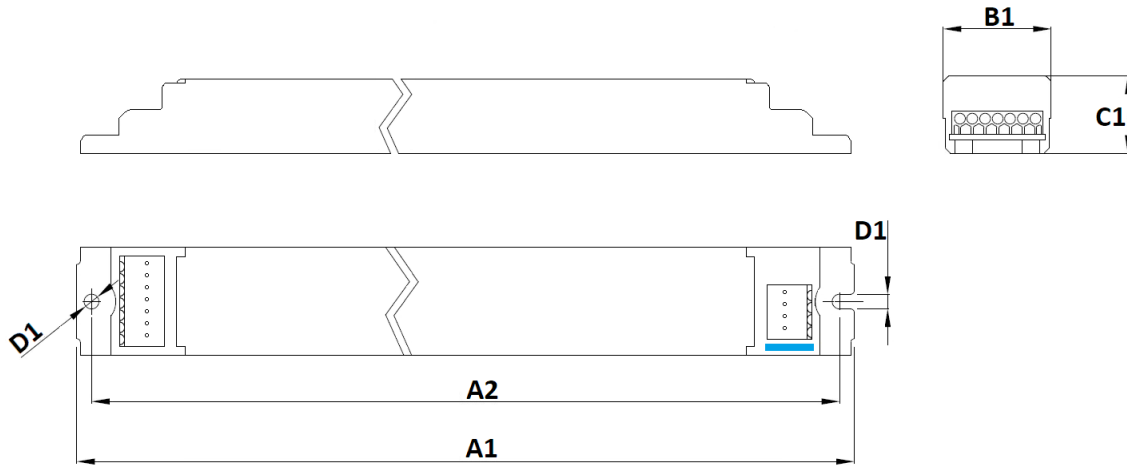


## Isolation

Insulation per IEC61347-1	Input	Output	DALI	Housing
Input	-	No	Basic	Basic
Output	No	-	Basic	Basic
DALI	Basic	Basic	-	Basic
Housing	Basic	Basic	Basic	-

## Dimensions and weight

Specification item	Value	Unit	Tolerance (mm)
Length (A1)	280	mm	
Mounting hole distance (A2)	270	mm	
Width (B1)	30	mm	
Height (C1)	16	mm	
Mounting hole diameter (D1)	4.1	mm	
Weight	180	gram	

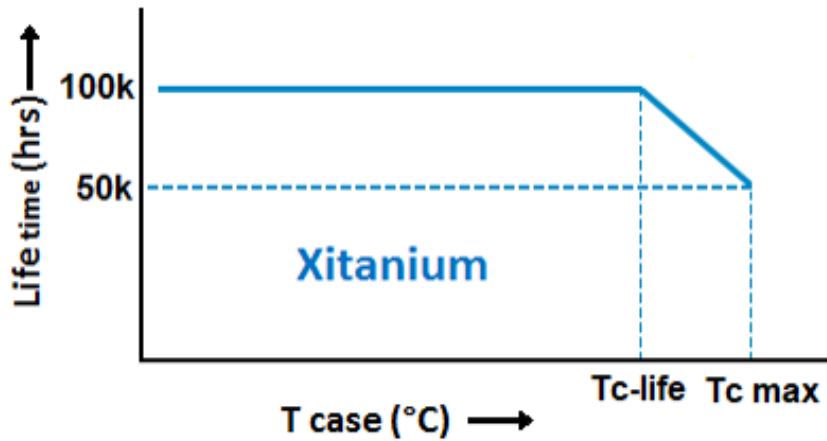


## Operational temperatures and humidity

Specification item	Value	Unit	Condition
Ambient temperature	-25...+50	°C	Higher ambient temperature allowed as long as Tcase-max is not exceeded
Tcase-max	80	°C	Lifetime 50khrs;
Tcase-life	70	°C	Lifetime 100khrs; measured at T <sub>c</sub> -point
Maximum housing temperature	110	°C	In case of a failure. Thermal protection: inherent by design.
Relative humidity	10...90	%	Non-condensing

## Lifetime

Specification item	Value	Unit	Condition
Driver lifetime	50,000	hours	Measured temperature at Tcase-point is Tcase-max. Maximum failures = 10%
Driver lifetime	100,000	hours	Measured temperature at Tcase-point is Tcase-life Maximum failures = 10%
Mains switching cycles	> 100,000	switches	See Design-in guide for detailed explanation



Maximum failures = 10%

Temperature [°C]	Lifetime	Unit	Condition
80	25000	hr	
75	35000	hr	
70	50000	hr	Temperature measured @Tc point
65	>50000	hr	
60	100000	hr	

## Storage temperature and humidity

Specification item	Value	Unit	Condition
Ambient temperature	-25...+85	°C	
Relative humidity	5...95	%	Non-condensing

## Programmable features

Specification item	Available	Default setting	Condition
Set Adjustable Output Current (AOC)	NFC, Programmable, SimpleSet	80 mA	
Adjustable Light Output (ALO)	Yes	OFF	
Constant Light Output (CLO)	Yes	OFF	
Touch & Dim (TD)	Yes	ON	
Corridor Mode	Yes	ON	Default: T1=55s, T2=12s, T3=30min
Min Dim Level (%)	Yes	1 %	
DC emergency (DCemDim)	Yes	ON	Default 15%, EOFi range = 1 .. 100% (EOFx = DCemDIM level)
DALI control supported at DC operation	Yes	OFF	
OEM Write Protection (OWP)	Yes	OFF	
DALI 102	Yes		Programmable via SimpleSet
Luminaire Info (DALI part 251)	Yes		
Luminaire maintenance (DALI part 253)	Yes		

## Non-programmable features

Specification item	Value	Condition
Open load protection	Yes	Automatic recovering
Short circuit protection	Yes	Automatic recovering
Over power protection	Yes	Automatic recovering
Hot wiring	No	
Suitable for fixtures with protection class	I	per IEC60598
Output Overvoltage Detection	Yes	
Energy metering (DALI part 252)	Yes	

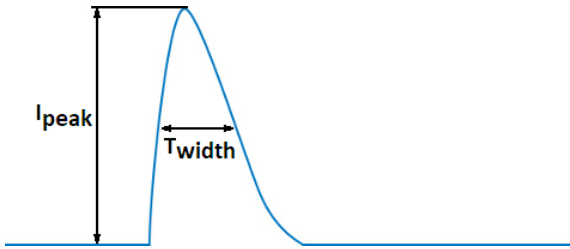
## Inrush current

Specification item	Value	Unit	Condition
Inrush current	36	A	Input voltage 230V
Inrush peak width	130	µs	Input voltage 230 V, measured at 50% height
Drivers / MCB 16A type B @230V AC	≤ 25	pcs	Input voltage 230V

Please refer to the driver design in guide if you use other MCB-types.

If several mini circuit breakers are used directly side-by-side (without distance pieces)

a correction factor of 80% has to be applied to the rated current



## Driver touch current / protective conductor current / earth leakage current

Specification item	Value	Unit	Condition
Typical Protective Conductor Current (ins. Class I)	0.5	mA rms	Acc. IEC60598-1. LED module contribution not included

## Surge immunity

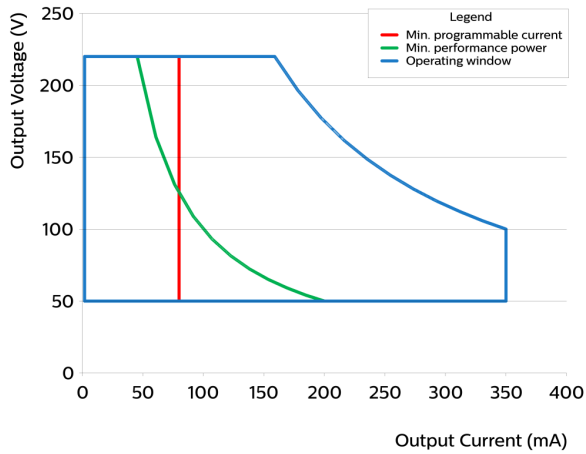
Specification item	Value	Unit	Condition
Mains surge immunity (diff. mode)	1	kV	L-N Acc. IEC61000-4-5. 2 Ohm, 1.2/50us, 8/20us
Mains surge immunity (comm. mode)	2	kV	L/N - PE Acc. IEC61000-4-5. 12 Ohm, 1.2/50us, 8/20us
Control surge immunity (diff. mode)	1	kV	DALI/TD - DALI-TD Acc. IEC61000-4-5. 2 Ohm, 1.2/50us, 8/20us
Control surge immunity (comm. mode)	2	kV	DALI/TD - PE, DALI - L/N Acc. IEC61000-4-5. 12 Ohm, 1.2/50us, 8/20us

## Application Info (Approbation)

Specification item	Value
Approval marks and Certifications	CCC / CE / DALI 2 / EAC / EL / ENEC / RCM / UA / UKCA
Ingress Protection classification (IP)	20
Application	Indoor Linear
Mounting Type	Built-in

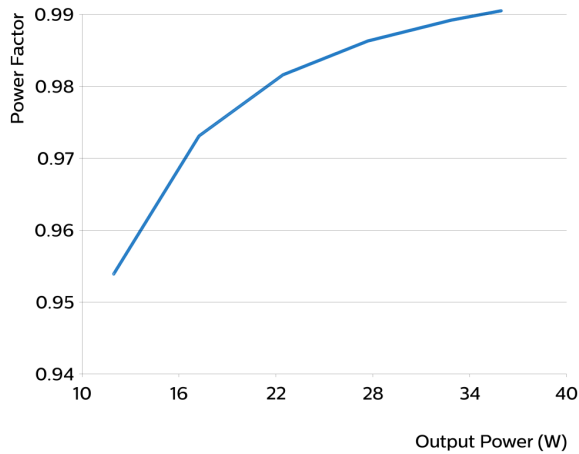
## Graphs

### Operating window



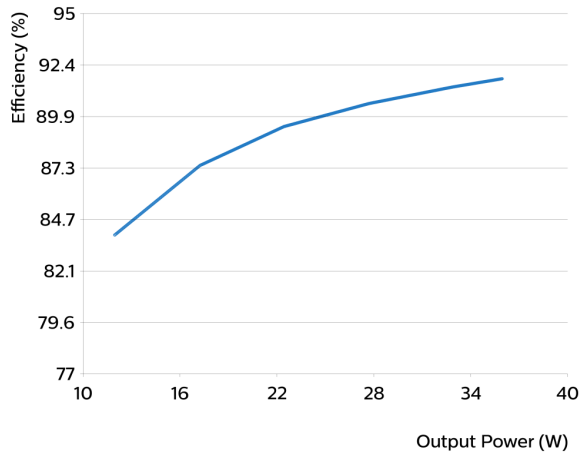
Type	Output current (mA)	Min. output voltage (V)	Max. output voltage (V)	Max. output power (W)
Xitanium 35W 0.08-0.35A 220V TD16 230V	80	50	220	17.6
Xitanium 35W 0.08-0.35A 220V TD16 230V	130	50	220	28.6
Xitanium 35W 0.08-0.35A 220V TD16 230V	180	50	194	35
Xitanium 35W 0.08-0.35A 220V TD16 230V	230	50	152	35
Xitanium 35W 0.08-0.35A 220V TD16 230V	280	50	125	35
Xitanium 35W 0.08-0.35A 220V TD16 230V	350	50	100	35

### Power factor versus output power



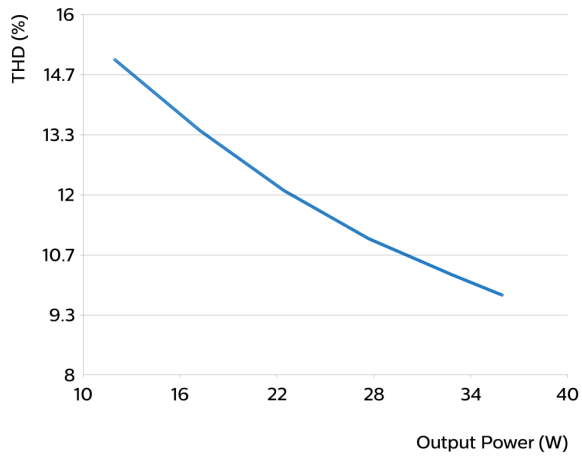
## Efficiency versus output power

---



## THD versus output power

---



©2024 Signify Holding, IBRS 10461, 5600 VB, NL. All rights reserved.  
UK importer address: Signify Commercial UK Limited, 3, Guildford Business Park, GU2 8XG.

The information provided herein is subject to change without notice. Signify does not give any representation or warranty as to the accuracy or completeness of the information included herein and shall not be liable for any action in reliance thereon. The information presented in this document is not intended as any commercial offer and does not form part of any quotation or contract, unless otherwise agreed by Signify.

Philips and the Philips Shield Emblem are registered trademarks of Koninklijke Philips N.V. All other trademarks are owned by Signify Holding or their respective owners.

Date of release: December 19, 2024 v6

[www.philips.com/oem](http://www.philips.com/oem)