

PHILIPS

Xitanium

LED Driver



Datasheet

Xitanium 100W 0.7A 230V Y

LED-based light sources are an excellent solution for outdoor environment. They are long-lasting and require low maintenance. However, to get the best out of the LEDs, these light sources require highly reliable and efficient LED Drivers. The new Philips Xitanium Fixed Output and Dimmable (1-10V) LED Outdoor Drivers are specifically designed to deliver reliable performance and protection while meeting the strict performance, approbation and application requirements.

Benefits

Reliability

- Robust design; capable of withstanding harsh outdoor conditions.
- Long lifetime and high survival rate.
- Superior thermal management suitable for outdoor application.
- Backed by 5 year warranty from a company you can trust.

Affordable

- Component integration in advanced IC enables cost effective design.
- Proven robustness & reliability secure the lowest luminaire maintenance over time.

Easy to use

- Extreme compact size. fitting with varied luminaires.
- Easy to design-in based on the good thermal management and extra EMI margin

Features

- Proven robustness and reliable electronic driver design.
- Achieving highest efficiencies based on advance technology.
- Long lifetime; 50k hrs @Tc max.
- Extreme compact size, fitting with varied and critical luminaires.
- Suitable for Class I isolated luminaires.
- Authorized certificate: ENEC, CB, CE and CCC.

Applications

- Road and street lighting
- Area and flood lighting
- Tunnel lighting
- High-bay lighting

Electrical Input Data

| Specification item | Value | Unit | Condition |
|---------------------------|-------------|------|--|
| Nominal Input Voltage | 220...240 | Vac | |
| Input Voltage AC | 202...254 | Vac | Performance range |
| Nominal Input Frequency | 50...60 | Hz | |
| Input Frequency AC | 47...63 | Hz | Maximum permissible range |
| Nominal Input Current | 0.52...0.48 | A | 220V...240V at full load |
| Maximum Input Current | 0.55 | A | At 202V |
| Nominal Input Power | 115 | W | At 230V at full load |
| Power Factor | ≥0.95 | | At 230V at full load |
| Total Harmonic Distortion | ≤10 | % | At 230V at full load |
| Efficiency | 92 | % | @rated output power @rated input voltage @max. Uout |

Electrical Output Data

| Specification item | Value | Unit | Condition |
|--------------------------|------------------|------|----------------------------------|
| Regulation Method | Constant Current | | |
| Output Voltage | 64...143 | Vdc | |
| Output Voltage Max | 220 | Vdc | Peak voltage at open circuit |
| Output Current | 700 | mA | Performance range |
| Output Current Tolerance | ±5 | % | At max. output current |
| Output Current Ripple LF | 5 | % | Ripple = peak / average, at<1kHz |
| Output Pst ^{LM} | ≤ 0.07 | | In entire operating window |
| Output SVM | ≤ 0.12 | | In entire operating window |
| Output Power | 100 | W | At full load |
| Galvanic Isolation | Yes | | Basic; 2U+1000V |

Electrical Data Control Input

| Specification item | Value | Unit | Condition |
|-------------------------------|-------|------|--------------------------------|
| Control Method | N/A | V | |
| Digital Interface | N/A | | According 2.0 specifications |
| Mains Control | N/A | | Can be configured via MultiOne |
| Time-based Integrated Control | N/A | | Can be configured via MultiOne |
| Dimming Range | N/A | % | |

Wiring & Connections

| Specification item | Value | Unit | Condition |
|----------------------------|---------|------|---|
| Input Wire Size | 0.75 | mm² | 2-wire 18AWG; 600V/105°C rating or higher |
| Output Wire Size | 0.75 | mm² | 2-wire 18AWG; 600V/105°C rating or higher |
| Input & Output Wire Length | 270 ±30 | mm | Out of enclosure |
| Control Wire Size | N/A | mm | N/A |
| Control Wire Length | N/A | mm | |

| CE Isolation | | | |
|----------------------------|-------------|--------------|---------|
| Basic Isolation: 2U+1000 V | Input Wires | Output Wires | Chassis |
| Input Wires | N/A | Basic | Basic |
| Output Wires | Basic | N/A | Basic |
| Chassis | Basic | Basic | N/A |

| Operational Temperature and Humidity | | | |
|--------------------------------------|-----------|------|--------------------------|
| Specification Item | Value | Unit | Condition |
| Ambient Temperature | -40...+55 | °C | |
| Tcase Maximum | 80 | °C | Measured at Tc-point |
| Tcase Life | 70 | °C | Measured at Tc-point |
| Tcase Cut-Off | 85 | °C | Power to LEDs is reduced |

| Storage Temperature and Humidity | | | |
|----------------------------------|-----------|------|-----------|
| Specification item | Value | Unit | Condition |
| Ambient Temperature | -40...+55 | °C | |

| Lifetime | | | |
|--------------------|---------|-------|------------------------------------|
| Specification Item | Value | Unit | Condition |
| Lifetime | 100,000 | Hours | At Tcase Life; Survival rate = 90% |

| Programmable Features | | | |
|---------------------------------------|-------|---------------------------------|---------------------|
| Specification Item | Value | Remark | Condition |
| Adjustable Output Current (AOC) | N/A | Default Output Current = xxx mA | See Design-In Guide |
| LED Module Temperature Derating (MTP) | N/A | | |
| Constant Lumen Output (CLO) | N/A | | |
| DC Emergency Dimming (DCEmDIM) | N/A | | |
| Corridor Mode | N/A | | |
| Energy Metering | N/A | | |
| Diagnostics | N/A | | |

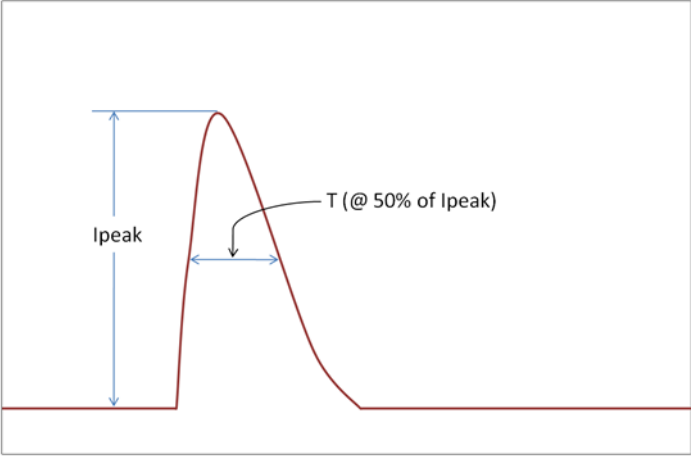
| Features | | | |
|---|---------|--------|--------------------|
| Specification Item | Value | Remark | Condition |
| Open Circuit Protection | Yes | | |
| Short Circuit Protection | Yes | | Automatic Recovery |
| Over Power Protection | Yes | | Automatic Recovery |
| Hot Wiring | N/A | | |
| Suitable for fixtures with Protection Class | Class I | | |

Certificates and Standards

| Specification item | Value |
|---------------------------|-------|
| Approval Marks | |
| Ingress Protection Rating | NA |

Inrush Current

| Specification item | Value | Unit | Condition |
|----------------------------|-------|------|----------------------------------|
| Inrush Current Ipeak | 46 | A | At 230Vac |
| Inrush Current Twidth | 440 | µs | At 230Vac, measured at 50% Ipeak |
| Drivers per MCB 16A Type B | ≤11 | pcs | |



Earth Leakage Current

| Specification item | Value | Unit | Condition |
|-------------------------|-------|------------------|---|
| Typical Leakage Current | ≤0.7 | mA _{pk} | Meets IEC60598; LED module not included |

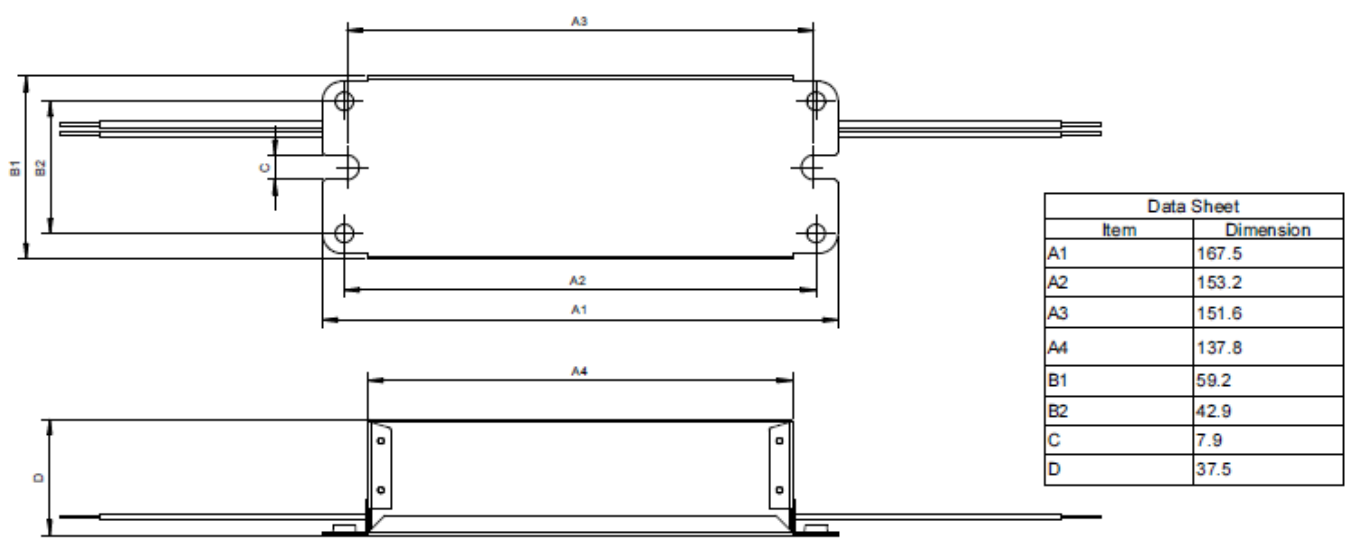
Surge Capability

| Specification item | Value | Unit | Condition |
|--|-------|------|--------------|
| Mains Surge Capability Differential Mode | 4 | KV | L-N,20hm |
| Mains Surge Capability Common Mode | 4 | KV | L/N-GND,20hm |

Dimensions

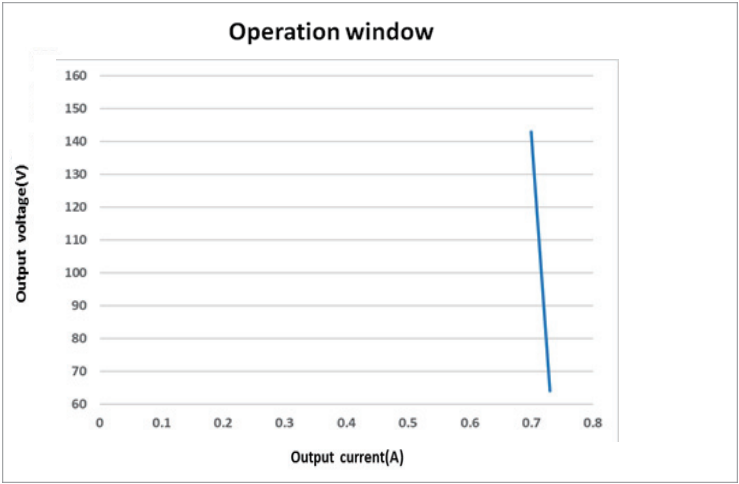
| Specification item | Value | Unit | Condition |
|-------------------------|-------|------|---------------------------------------|
| Length overall | 168 | mm | |
| Width overall | 60 | mm | |
| Height overall | 38 | mm | |
| Mounting Holes Distance | 153 | mm | |
| Mounting Holes Width | 43 | mm | |
| Mounting Holes Size | 5 | mm | For M4 with max head diameter of 10mm |
| Weight | 586 | g | |

Dimensions (in mm unless, otherwise specified)

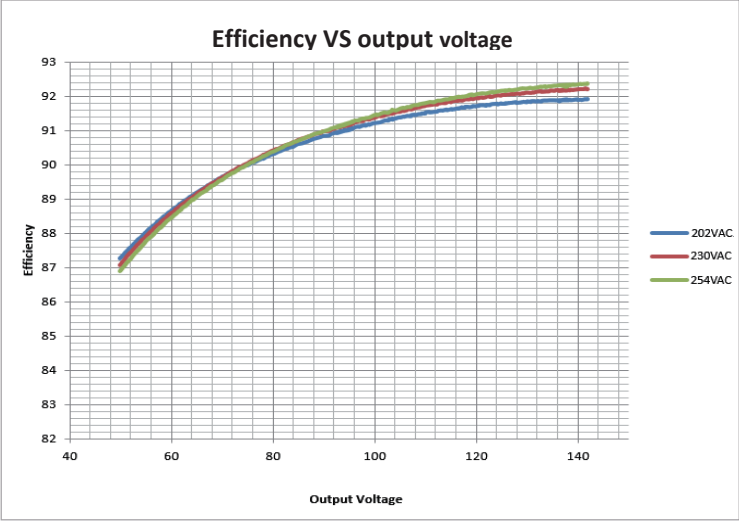


Logistical Data

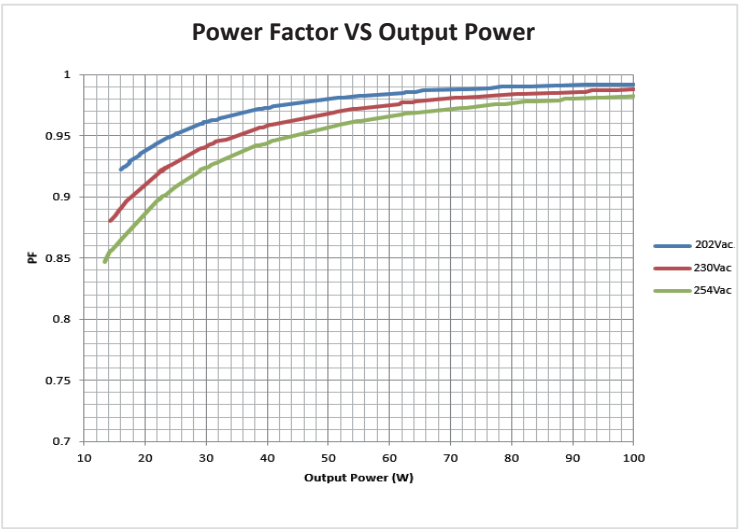
| Specification Item | Value |
|---------------------|---------------------------|
| Product Name | Xitanium 100W 0.7A 230V Y |
| Logistics Code 12NC | 9290 014 01080 |
| Pieces per Box | 12 |

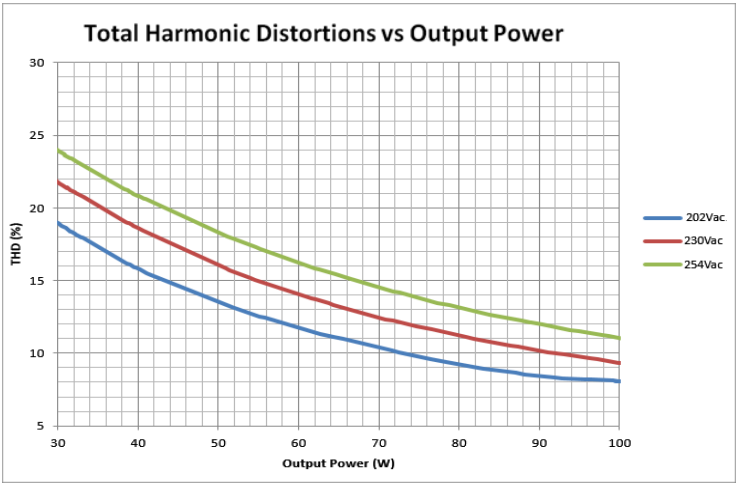


Efficiency (Tcase = 70°C)

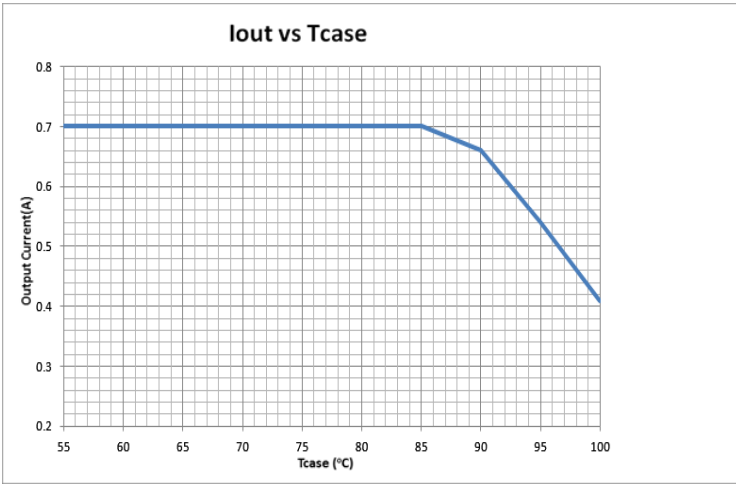


Power Factor (Tcase = 70°C)

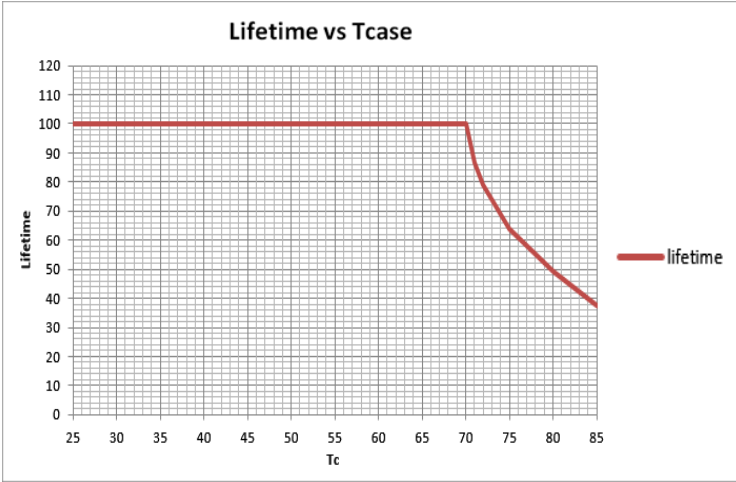




Output Current vs Tcase



Lifetime vs Tcase



- Failure rate information based upon MTTF modeling: 90% survival at end of life @ Tcase <=80°C
- Failure rate information based upon field call rate data: <0.01% per 1K hour @ Tcase <=80°C



©2021 Signify Holding, IBRS 10461, 5600 VB, NL. All rights reserved.

The information provided herein is subject to change without notice. Signify does not give any representation or warranty as to the accuracy or completeness of the information included herein and shall not be liable for any action in reliance thereon. The information presented in this document is not intended as any commercial offer and does not form part of any quotation or contract, unless otherwise agreed by Signify.

Philips and the Philips Shield Emblem are registered trademarks of Koninklijke Philips N.V. All other trademarks are owned by Signify Holding or their respective owners.

Date of release: August 10, 2021

www.philips.com/oem