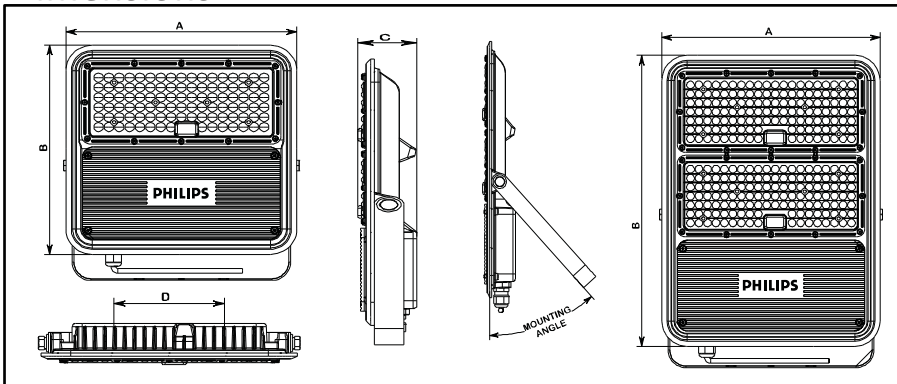
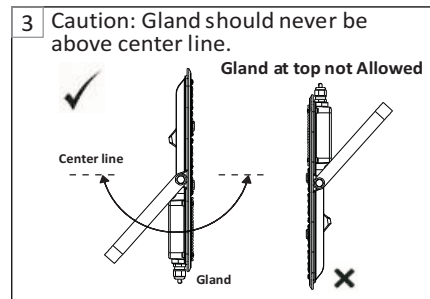
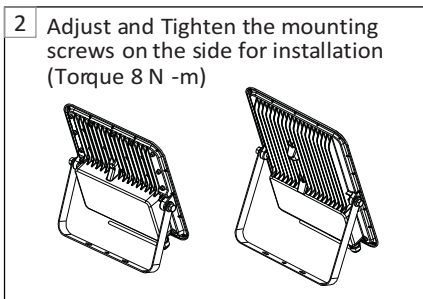
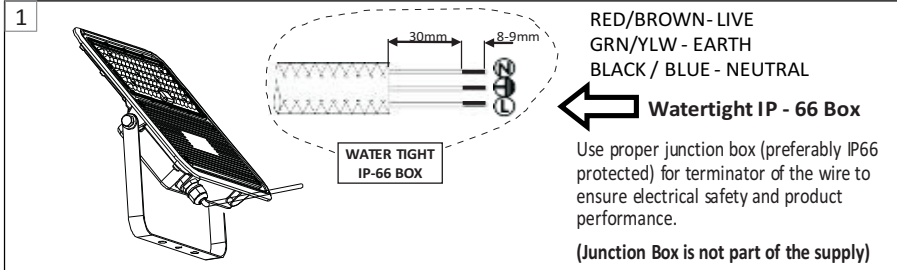



Dimensions



Installation



Product Family	Dimensions (mm)				
	A	B	C	D	
BVP215 100	268	209	44	158	1.5
BVP216 150	268	254	46	158	1.8
BVP217 200	268	358	46	158	2.9

Signify
Innovations

Installation Instruction

Flood Lighting Luminaire

Type	: BVP215/216/217
Light Source	: LED's
Voltage	: 240V,50 Hz
IP Classification	: IP - 66
Net Weight	: See Table
Application	: Outdoor use only

Warning

1. The luminaire shall be installed by qualified electrician and wired in accordance with the latest IEEE electrical regulations or the national requirements.
2. Turn power off before inspection, maintenance, installation or removal.
3. Refer to technical datasheet for additional electrical properties to ensure safe installation
4. Luminaire installed must not be in contact with combustible materials.
5. Ensure power supply cables (L-N-E) are connected correctly before switching on.
6. The connection of power cable on luminaire is type Y. If the external flexible cable or cord of this luminaire is damaged, it shall be exclusively replaced by the manufacturer or his service agent or a similar qualified person in order to avoid hazard.
7. The light source of this luminaire is not replaceable, when the light source reaches its end of life the whole luminaire shall be replaced.

Maintenance

1. Periodic cleaning of the luminaire lens plate will ensure max. optical efficiency
2. Luminaire lens plate shall be cleaned with water and non -abrasive soap, cleaner or detergent solution.

Caution

1. The luminaire must be used with in the applicable product specifications, installation instructions and environmental conditions for storage & operations according to application guidelines provided.
2. In case the front glass is found broken/damaged it should not be powered on and is to be replaced before using the luminaire.
3. **Warranty void if earthing is not connected.**

PHILIPS