



# LumiStreet gen2/gen2 Pro

The easy way to LEDify your road lighting



\* This icon has been developed by Signify and is used as a self-certification for UltraEfficient luminaires meeting the standards of tier 3 in IEA 4E SSL ANNEX. Only applicable for selected UltraEfficient configurations.

# Contents



- Introduction ..... 03
- Meet LumiStreet gen2 ..... 04
- Product benefits ..... 05
- Application areas ..... 06
- LEDgine optics ..... 07

- Lighting for circularity ..... 08
- Signify Service tag ..... 10
- Connectivity: Interact ..... 11
- Product specifications ..... 12

# Smarter, efficient lighting for modern municipalities

The new generation of LumiStreet is all about design, future-proof components and world-class light engines with a wide range of optics. Available in standard and Pro versions, it builds on the strengths of its predecessor while ensuring even lower total cost of ownership.




## Simplified installation and maintenance

Both the standard and Pro versions feature a smart design and Signify Service tag to reduce installation and maintenance time. The Pro version offers the added benefit of tool-free access to the gear compartment.



## High-performance efficiency

Reduce energy costs with UltraEfficient configurations with 200 lm/W efficacy and smart lighting options.



## Application flexibility

Four product sizes and a wide choice of optics offer the right solution for many applications.



# Meet LumiStreet gen2



Large



Medium



Mini




Micro

Available in standard and Pro versions

Reduces light pollution:  
DarkSky approved



 Interact ready  
Interact ready connectivity  
for smart lighting

[Read more](#)

High-quality, comfortable light  
that provides excellent visibility for  
enhanced safety

 High-performance

- New: UltraEfficient configurations with 200 lm/W
- LEDgine optimized and LEDgine performance engines for very high luminaire efficacy options
- Optional anti-reflective glass helps to further maximize efficiency
- Our optimization calculation tools offer the flexibility to balance efficacy with cost and application needs

Simplified maintenance

- Signify Service tag
  - LumiStreet Pro: tool-free access to gear compartment
- [Learn more about Signify Service tag](#)



Sustainable

- Made of recyclable and durable materials
- Significant reduction of energy consumption and carbon footprint, as shown in the Environmental product declarations (EPD)

Wide application coverage

LEDgine light engines offer an extensive range of standard optics, optimizing the application efficacy in many areas

[Read more](#)



 Meets lighting for circularity criteria

[Read more](#)

Versatile design

LumiStreet gen2 blends seamlessly into a wide variety of road and street scenes and residential spaces

Get all product details and documents in the [Signify e-cat](#)



# Future-ready and easily serviceable

Access from top for easy maintenance and installation

2 Zhaga compliant sockets (top and bottom) or 7-pin Nema socket and Zhaga bottom socket

Optional surge protector (2 pcs max)

Optional fuse (not with plastic gear tray)

LineSwitch (for SR drivers)

Spigot regulation without cover opening

Spigot tilt regulation +15° to -90°

Gear plate for easier maintenance

Xitanium BP, LP, FP or SR driver

Standard: IK09, optional: IK10<sup>1</sup>

New: Standard: IP66, optional: IP69<sup>1</sup>

Die-cast alloy LM6

Smooth top surface for easy cleaning


LEDgine optimized or LEDgine performance for highest efficacy

Knife connector in combination with plastic gear tray

Easy access to gear compartment

Standard versions: Requires only 2 screws to open

Pro versions: 2 aluminium clips for tool-free access



Flat glass or optional extra clear or anti-reflective glass including white mask



## Attractive TCO

When it comes to total cost of ownership, LumiStreet stands out:

- Extremely efficient, offering efficacy of as much as 200 lm/W with selected configurations
- Wide range of fluxes from 800 to 62,000 lm
- A lifetime of 100,000 hours and a light lumen maintenance factor of L99 (selected configurations)
- Reduced maintenance leads to significant cost savings compared to conventional and first-generation LED street lighting
- Dimmable for further energy savings
- Interact Ready connectivity for smart lighting
- Ease of installation and maintenance enabled by Signify Service tag
- LEDgine performance light engines can save costs by enabling higher fluxes, allowing the use of smaller luminaires

<sup>1</sup>Except LumiStreet gen2 large




# Application areas

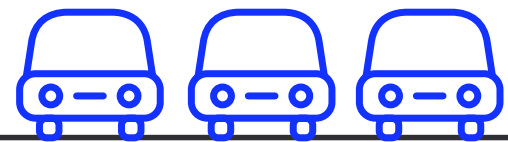
From nightlife areas to cycle paths to motorways – different areas of the city have unique lighting requirements. LumiStreet gen2 can be effectively deployed in any environment to match its lighting needs.



Light up outdoor parking areas,  
major and minor roads



Enhance safety in walkways  
and cycle paths



Optimize lighting efficiency  
on highways



# Your application, our LEDgine solutions

Our innovative range of flexible LEDgine LED light sources and optics offer solutions for every lighting need. Discover the new LEDgine performance and proven LEDgine optimized.



## UltraEfficient LEDgine

Efficiency taken to the next level.

With system efficacies of up to 200 lm/W in selected configurations, LEDgine performance delivers ultra-efficient lighting without compromise. Luminous flux and energy use are minimized thanks to best-in-class lumen maintenance (L93 – L99; L100 with CLO), ensuring lasting performance over time. The result is an attractive total cost of ownership – combining high energy savings with reduced initial cost through high flux levels in the same housing.

## Standardized optics

Designed for flexibility, built for consistency.

Our comprehensive range of optics and louvers ensures a perfect fit and standardization across all applications. Whether you're working with varied geometries, tilt, or overhang parameters, these optics deliver outstanding performance and maintain familiar light distributions for seamless LED conversion. Fully compliant with road lighting standards, they enable consistent and reliable designs every time.

## Standardized LEDgine optimized and LEDgine performance engines

Consistency and upgradeability in one platform.

Our standardized light engines strike the ideal balance between cost efficiency, performance, and versatility. They offer access to the latest LED upgrades without altering light distributions, ensuring consistent flux packages across product ranges – including CLO options. Many optics are shared between LEDgine performance and optimized versions, simplifying service and maintenance. Configuration is quick and effortless using the Signify Service tag.

## Tailor-made solutions

Customized lighting, defined by your project.

Signify's exclusive calculation tool lets you create project-specific solutions that achieve the perfect balance between operational life, maintained flux, energy costs, and product type. Specialized light recipes – ClearField for bat protection and ClearStar for night-sky preservation – help you meet environmental goals. You can even define your own standards to align with local requirements and policies.



# Designed for a circular economy

In 2024, we used 1.7 times the resources our planet can sustain. To transition to a sustainable and circular economy, we need to rethink the way we produce and consume. There's no plan B for our home planet. By choosing our lighting for circularity solutions, you get flexibility in lighting configurations and settings while reducing your carbon footprint to help you reach your sustainability development goals.

## Go for optimal sustainability by selecting your renovation path

### Are you looking to update your non-LED lighting?

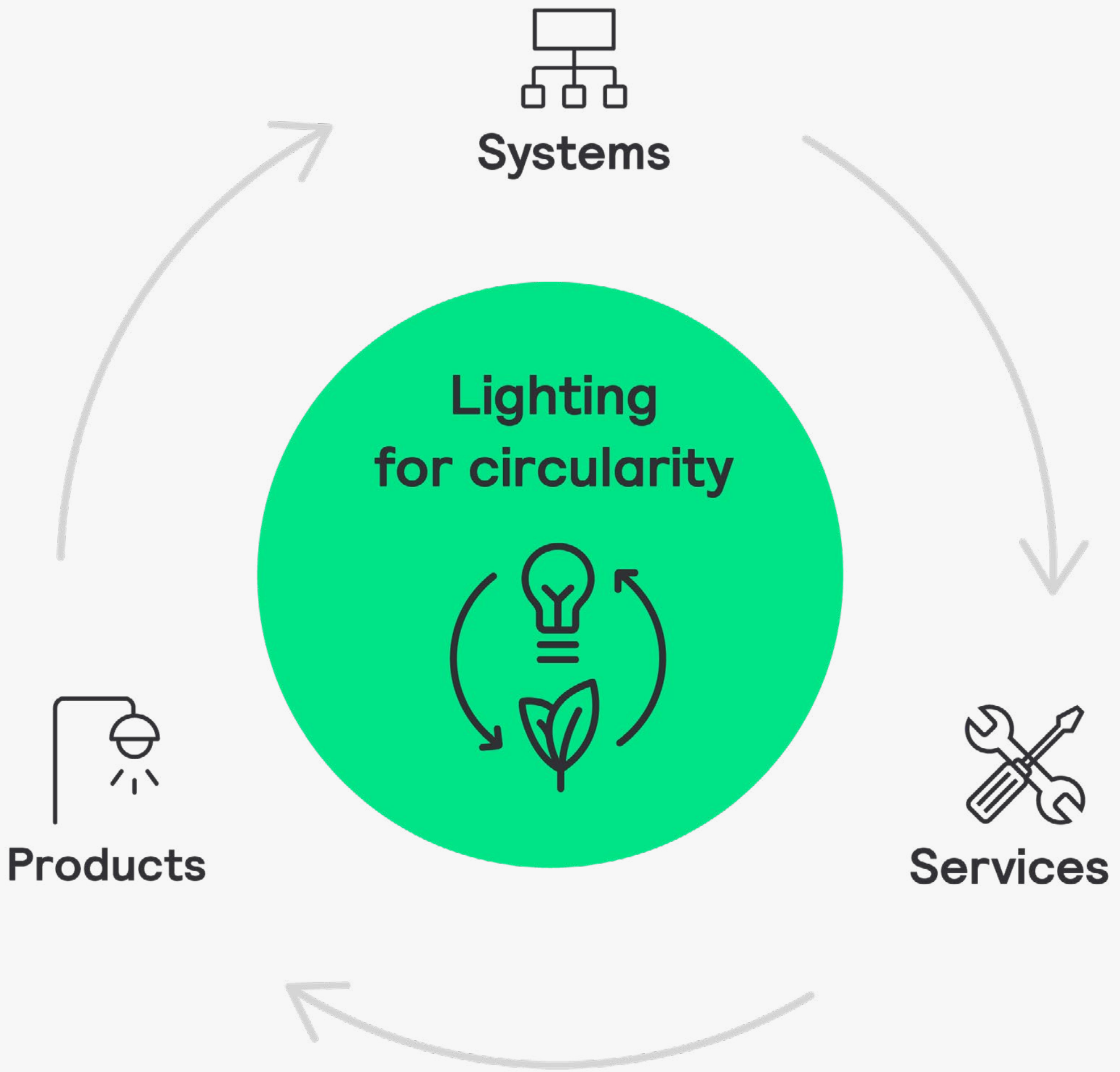
- Choose our lighting for circularity products
- Full portfolio of circular economy ready Signify LED luminaires
- Superior efficacy
- Products are recyclable, connectable and serviceable.

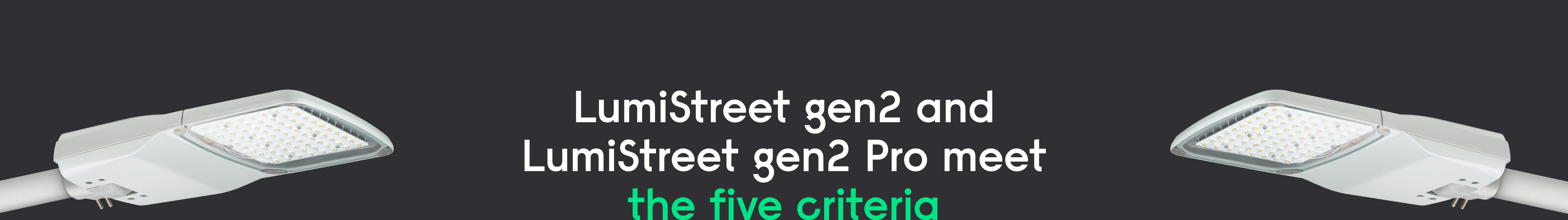
### Are you planning to update your LED-based infrastructure?

- Discover our remanufacturing or refurbishment services
- Gain enhanced luminaire performance, extended lifetimes, and end of contract management

### Do you want to unlock the potential of smart lighting?

- Update your infrastructure to smart lighting with our systems solutions
- Optimize your energy costs with insights into your energy usage
- Configure lighting behavior
- Remotely monitor your lighting system






# LumiStreet gen2 and LumiStreet gen2 Pro meet the five criteria of lighting for circularity



## 1. Energy efficiency & extended lifetime

- UltraEfficient configurations available with luminous efficacy of 200 lm/W
  - i** Select LEDgine performance (1P) product versions
- Tailor-made optics support optimized lighting design in various applications for even greater energy savings
- Long lifetime of 100,000 hours (L99) for selected configurations reduces the need to replace luminaires or components



## 2. Connectable

- Zhaga or Nema sockets can connect LumiStreet gen2 to smart lighting systems (Interact or any other CMS)
  - i** Choose Interact Ready product version (IACZ-4)
- The Zhaga bottom socket supports Zhaga-compliant sensors (e.g. for motion, noise, and air quality sensing)
  - i** Choose Outdoor Multisensor (OSB)



## 3. Upgradeable

- The driver and other electrical components can be easily upgraded by replacing them using standard tools



## 4. Reusable and recyclable

- Replacing luminaire parts can significantly extend the service life of a LumiStreet installation. With LumiStreet Pro, it's even easier thanks to tool-free gear compartment access.
- At the end of its service life, the luminaire can be easily dismantled into parts made of the same (pure) material
- Major aluminum and plastic parts are marked with the exact material type and original manufacturing date for efficient recycling



## 5. Serviceable

- Signify Service tag QR-based identification system for easy identification of spare parts
- Components are designed to be modular and use platform building blocks to enhance reuse across the portfolio

# Signify Service tag

Service tag from Signify is a unique QR code-based LED luminaire asset identification system that provides detailed information on specification and spare parts. The system simplifies the installation and maintenance of lighting infrastructure by utilizing cloud technology. Service tag also plays a key role in the circular design of our lighting solutions, as it extends their service life and reduces maintenance efforts, ensuring efficient servicing and avoiding waste.



## How it works

Every luminaire is equipped with a unique QR code. All relevant asset data is stored in the service cloud, including detailed luminaire specification, User data (geo location, project-location, external ID, notes, etc.) and information on spare parts and accessories. By scanning the QR code on the packaging or luminaire with the Signify Service tag app, this information becomes instantly accessible, offering invaluable benefits.

## Your benefits at a glance



### During installation



#### #1. Download the app

Download the Service tag app from the App store or Play store on your mobile device (iOS or Android).




#### #2. Register the luminaire

Register the luminaire by simply scanning the QR code on the packaging or luminaire. The system automatically identifies the type of each luminaire.



#### #3. Create a group QR code

If you have multiple luminaires, it's possible to use the Service tag app to combine individual luminaires into a group. Each group will have its own unique group QR code.



#### #4. Luminaire information

Scan the QR code on your luminaire for easy access to the installation manual.

### During service/maintenance



#### #1. Spare parts identification

Use the Service tag app to view a luminaire's spare parts, which contains all necessary information for quick ordering.



#### #2. Spare parts programming

Quickly program a spare driver using the Service tag app—without needing a faulty driver on hand. Scan the QR code of a luminaire with your device, put your mobile device on the spare driver, press "Program" and the spare driver receives the right settings for this specific luminaire.



#### Easy installation and commissioning

- Access to product details, manuals and spare parts
- Helps avoid errors



#### Simplified maintenance

- Detailed information on products
- Quick access to relevant information means less time required for repairs or replacements



#### Asset management

- Real-time tracking of assets
- Simplified management of replacements, upgrades and warranty information

Learn more at [signify.com/global/service-tag](https://signify.com/global/service-tag)



# Interact for smart lighting in city applications

Interact City lighting management software turns your street lighting into a connected network capable of hosting sensors and other IoT enabled devices. It enables you to tap into a wide range of both lighting and non-lighting benefits such as dimming, presence detection, noise or air quality monitoring, and incident detection.

**Smart**

- Benefit from remote control and monitoring and reporting capabilities
- Use data to make better informed decisions more quickly

**Sustainable**

- Identify opportunities for further energy savings by dimming, scheduling and zoning
- Optimize the lights' power factor to minimize waste and reduce demand on the power grid



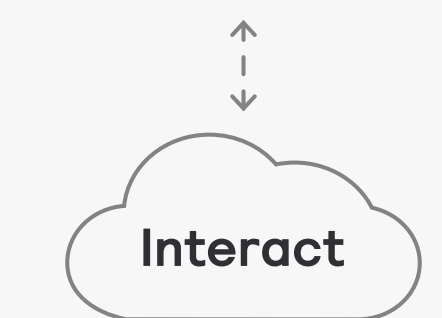
**System ready**

- The Open APIs of the system allow Interact City lighting management software to be integrated into your other city management systems
- This enables your existing partners or independent third parties to use it as a platform for future innovation

This is all you need for your smart lighting system

**LumiStreet gen2**  
equipped with control node on top and/or at the bottom

**Software applications**



# Product specifications

Types (Standard/Pro)	Micro (BGP291/BGP391), mini (BGP292/BGP392), medium (BGP293/BGP393), large (BGP294/BGP394)
Power (W)	7W-245 W
LEDs	Micro: 6, 10, 20 / mini: 10, 20, 30, 40 / medium: 40, 60, 80 / large: 120, 160
Source flux (lm)	Micro: 700-11,500 / mini: 1,400-21,500 / medium: 4,700-31,000 / large: 10,000-62,000
Luminaire efficacy	120-200 <sup>1</sup> lm/W, depending on light color
Ingress protection/Impact resistance	IP66, IP69 (optional <sup>2</sup> ) / IK09, IK10 (optional <sup>2</sup> )
CCT (K)	1800 <sup>3</sup> , 2200, 2700, 3000, 4000, 5700, ClearStar, ClearField
Lifetime	100,000 h (L93 to L99; L100 with CLO)
Operating temperature range	-40° to +50° C
Mains voltage	220-240V/50-60 Hz
Dimming	DynaDimmer (incl. LumiStep profiles) / DALI / coded mains / AmpDimming / LineSwitch / ZSC010 (Bluetooth Zhaga module, separate supply) / outdoor multisensor / Interact Zhaga 4G or RF node
Connectivity options	Top and/or bottom Zhaga socket / Top 5/7 PIN Nema
Optics	Over 40 different optics to optimize distribution in narrow, medium, wide and extra wide. LEDgine optimized: e.g. DN10, DM50, DW52, DX10. LEDgine performance: e.g. DN09P, DM11P, DW30P, DX50P. Optional louver can be added (retrofit)
Optical cover	Flat glass, thermally hardened. Optional: extra clear glass or anti-reflective glass
Materials	Housing: high pressure die-cast aluminum
Color	Housing and canopy in RAL 7035. Other upon request.
Maintenance	Easy top access by loosening 2 screws (LumiStreet standard) or tool-less opening via 2 aluminium clips (LumiStreet Pro)
Extra options	Fuse / external cable 4-22 m / internal back light louvers / external louvers / knife connector / painted spigot / marine special painting (1000 hrs SST) / surge protection 10 kV or 20 kV (with SPD)

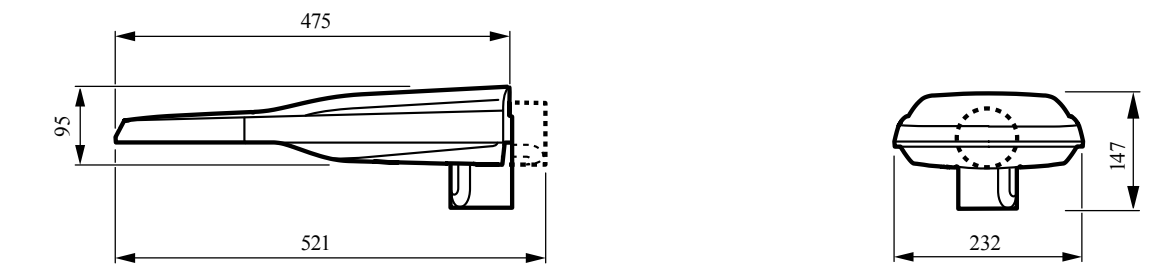
<sup>1</sup> With UE configuration

<sup>2</sup> Not available for LumiStreet large

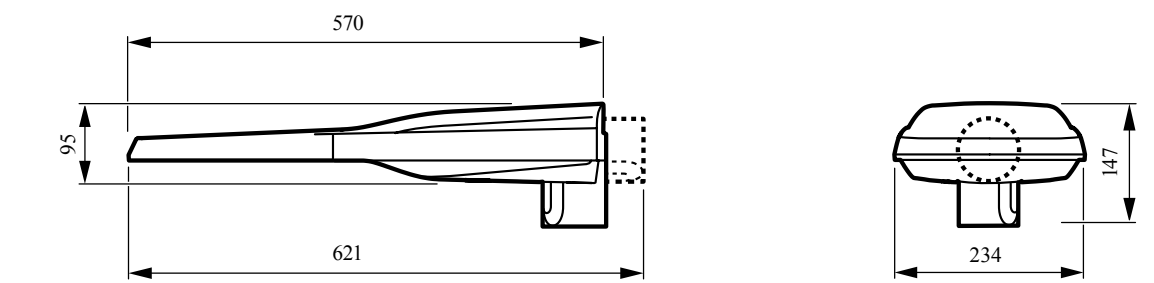
<sup>3</sup> Only for LEDgine performance

## Product dimensions

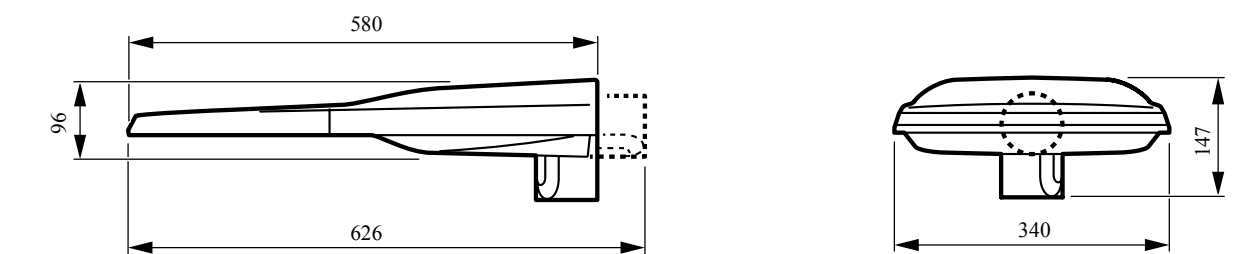
LumiStreet gen2 micro



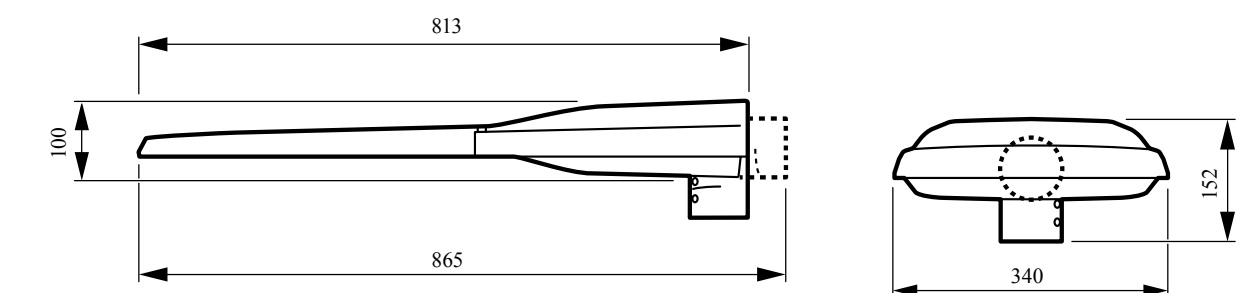
LumiStreet gen2 mini



LumiStreet gen2 medium



LumiStreet gen2 large



# You and Signify – a reliable partnership

Signify is the world leader in connected LED lighting systems, software and services. We proudly bring to market the best lighting brands in the world, including Signify, Philips and Interact.

We believe in close cooperation before, during, and after every project. Our local teams provide the support and information you need—with flexible, on-time delivery and reliable product availability.

To help you stay ahead, the [Signify Lighting Academy](#) offers a comprehensive range of educational resources to grow your expertise and earn certification.

## Our global brands

### Signify

Signify represents our commitment to sustainable innovation. As our leading brand for connected lighting systems, luminaires and components for the specification project business, Signify solutions serve the segments where we collaborate most closely with our customers.

### Signify interact

Signify Interact is our IoT software platform for managing smart lighting systems and unlocking the value of the data they collect. Easy to install and configure, Interact supports a wide range of applications—from small offices to entire cities.

### PHILIPS

Philips stands for quality and energy efficiency in lighting. It is our leading brand for innovative, off-the-shelf lighting products for professionals and consumers alike.

Get more info on our products, services and tools:



## Driven by responsible innovation

Signify and the Mercedes-AMG PETRONAS F1 Team share a passion for technology and a desire to push the boundaries of what is possible.

Our innovations in lighting serve the well-being and performance of the team, deliver powerful experiences, both trackside and at home, and help the team pursue its ambition to become one of the most sustainable in sport.

Learn more at



the meaning of light