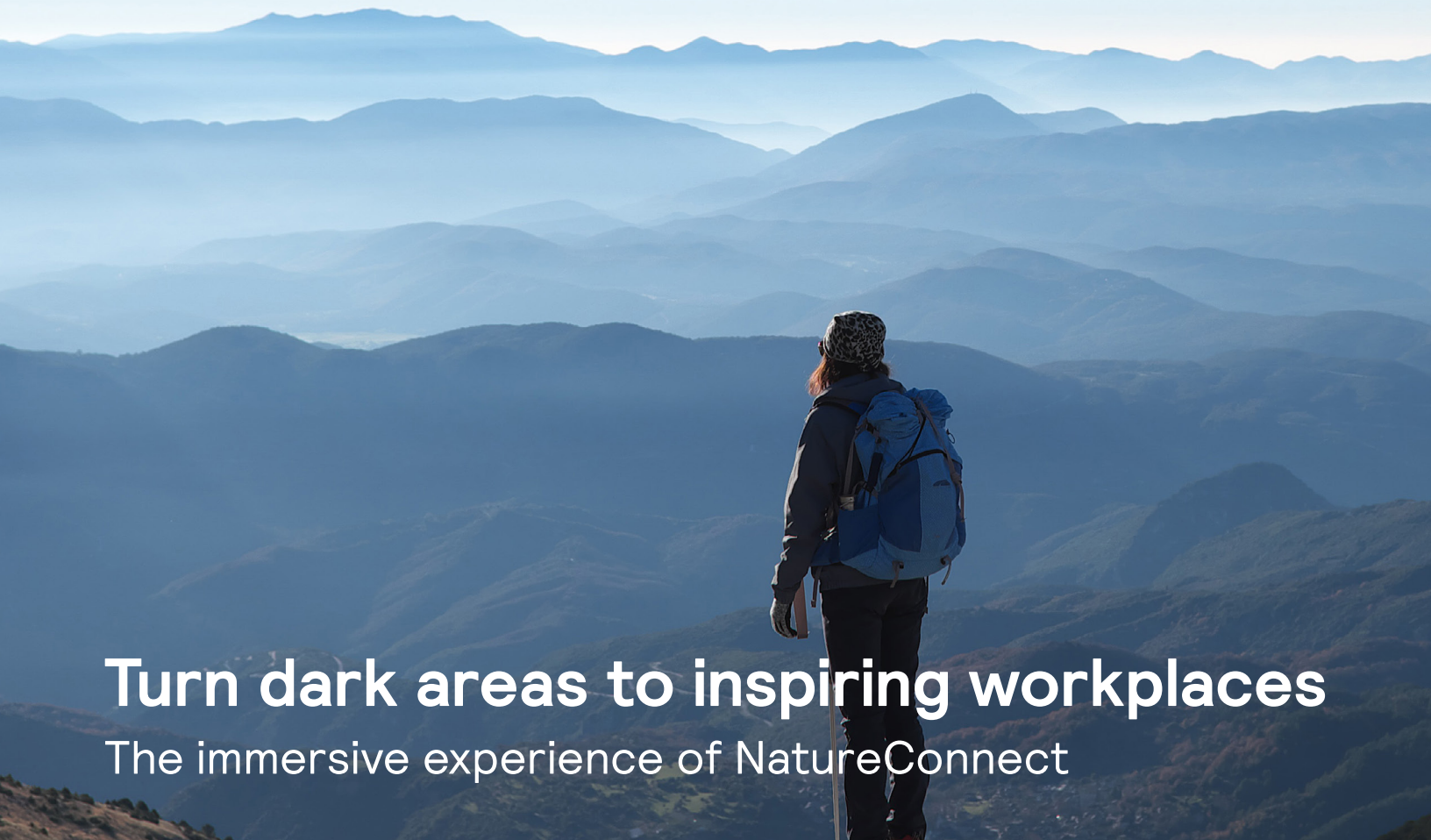





Indoor

NatureConnect

Office
application guide



Turn dark areas to inspiring workplaces

The immersive experience of NatureConnect

Ledalite NatureConnect brings the benefits of natural light indoors

The NatureConnect system mimics daylight by simulating the sun's daily patterns and replicates a view of the sky, using light recipes that boost energy levels and help indoor spaces feel more spacious and in sync with nature. NatureConnect turns indoor areas into productive and inspiring spaces.

We have become the indoor generation

On average, we spend more than 90% of our time indoors¹, where we do not get sufficient access to daylight to feel happy and healthy.

Daylight helps to:

- Make people more energetic and creative
- Support the body's natural rhythm to stay active during the day and sleep better at night
- Create a more vibrant and productive atmosphere

1. Source: The National Human Activity Pattern Survey (NHAPS)

For spaces where daylight can not come, NatureConnect is the answer



Having a **view to the sky** can create a feeling of spaciousness and a connection to nature.



Bringing the colors and dynamics from nature indoors for a **fully immersive experience**.



Stimulating wellbeing to support **energy enhancement** with the melanopic spectrum.



Creating **inspiring environments** for interiors that lack exposure to natural daylight and have low glare.



Mimicking the **daily rhythm of natural daylight** via different scenes for different applications.



NatureConnect with Interact office

This is all you need for your inspiring lighting experience:



NatureConnect luminaires



NatureConnect link




Sensor



Wireless Switch



Interact app



NatureConnect + Interact

NatureConnect combines various LED luminaires for a fully immersive natural experience. It is the perfect choice for different work spaces, from open office areas to luxury boardrooms, meeting rooms or corridors.

Interact in combination with NatureConnect link enables easy commissioning of the system and setting of the proper lighting behavior. Moreover, via the user interface it allows to select the desired lighting scene for the right moment.

Benefits of NatureConnect with Interact

Call on climate action. Interact reduces energy consumption when there is no occupancy in the spaces. Turning off or dimming the lighting, collecting occupancy data and interfacing with demand based HVAC systems.

Circular economy. Interact brings utilization and maintenance reports to facilitate serviceability of your assets.

NatureConnect scenes

User Interface



There are four scenes preprogrammed into the system easily accessible via the user interface. Scenes not assigned to the wireless switch buttons can be accessed via the interact mobile app.

Available scenes: Day Rhythm, Present, Relax, Energize.

Interface details

- Wireless
- On/off, dim up/down
- 3 Scene selection
- Decora style form factor

The intuitive wireless wall switch allows the user to choose between the automatic Day Rhythm or one of the other two specific natural light scenes.

- Day Rhythm
- Energize
- Present



Energy saving mode

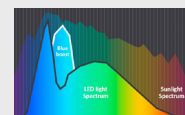
A low brightness variant of Day Rhythm. This scene is used to create a background level of light when there is no presence in the zone. This scene activates automatically when no presence is detected by the sensors.



Day Rhythm



Default scene that is triggered when the system is turned on. It is optimized to mimic natural lighting. It automatically changes over the course of the day to be rendered in a way appropriate for the time of day.



Blue boost

The blue part of the light spectrum suppresses our sleep hormone and gives us energy. It stimulates us and keeps us focused. During the Day Rhythm scene NatureConnect brings the correct amount of blue light in the right time of the day as the natural light does.



A high brightness scene based on lighting conditions at noon. This scene can be selected through the control interface.



A static scene with reduced light levels which lets the audience focus on presentation media.



Scene that reproduces sunset, for a warm and relaxing atmosphere, with reduced blue light emissions. This scene can be selected through the control interface.



How to configure a NatureConnect system

NatureConnect link

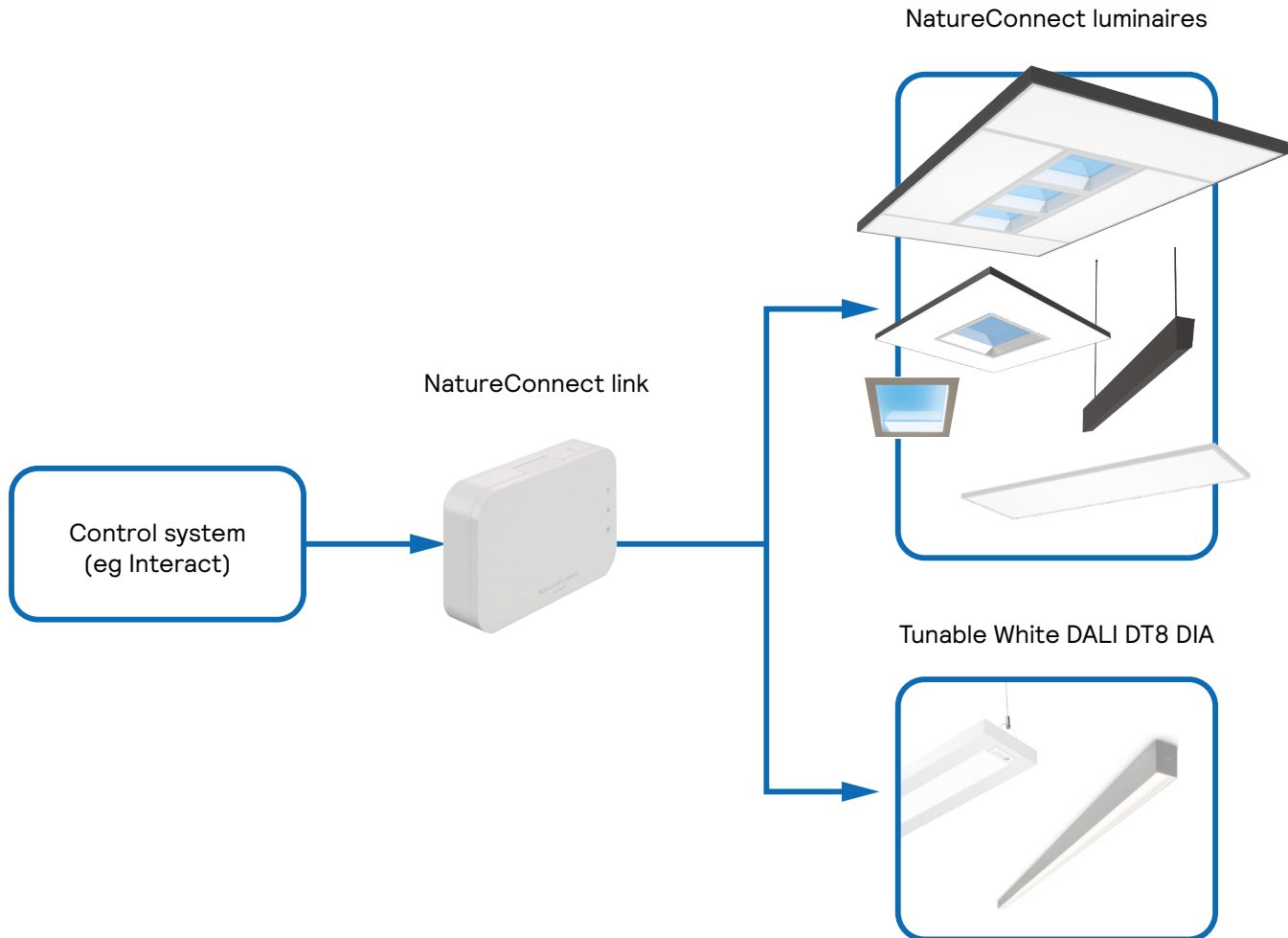
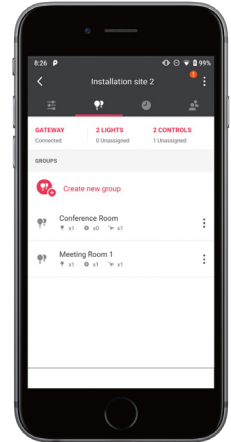
It integrates with the lighting controls system to create the NatureConnect lighting experience. It sends inputs to the luminaires included in the same lighting zone, for a consistent behavior.

Lighting zones

A lighting zone is the ensemble of all the luminaires that works with the same behavior (scene), managed by up to five user interfaces, connected to one or more NatureConnect link. A lighting zone can have nearly any size, from a single Daylight panel, to an island, to a large space with several luminaires. The amount of lighting zones is defined in the lighting plan. Every lighting zone requires at least one NatureConnect link.

Commissioning

Commissioning and controlling NatureConnect link in an Interact system is as simple as commissioning and controlling a single tunable white luminaire via the Interact App.

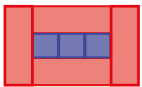
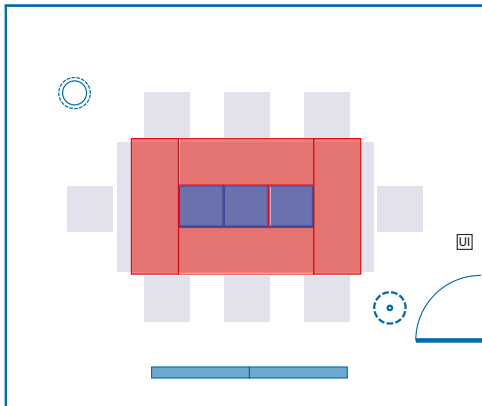


All luminaires connected to the same NatureConnect link will behave in the same way.



Example application 1

Meeting room with one lighting zone



NatureConnect large island suspended



NatureConnect lightscape



Wired sensor (included with NatureConnect link NCFG681 or NCFG920)



Wireless Interact User Interface Switch



Battery-powered extension sensor

Configuration with one lighting zone

NatureConnect

	Quantity	Order code
NatureConnect large island 6'x10' suspended ¹ NCFG110 NC LARGE ISLAND SUSPENDED NAM	1	912401564423
NatureConnect daylight panel 2'x6' NCFG325 NC DAYLIGHT PANEL 2PK NAM	2	912401564432
NatureConnect lightscape ⁴ NCFG500 NC LIGHTSCAPE WHITE NAM	2	912401564452
NatureConnect lightscape controller ² NCFG690 NC LIGHTSCAPE CONTROLLER NAM	1	912401564454
NatureConnect link w/ sensor NCFG681 OR NatureConnect link w/ sensor NCFG920 plenum-rated	1	OR 912401184222 OR 912401184610

Interact

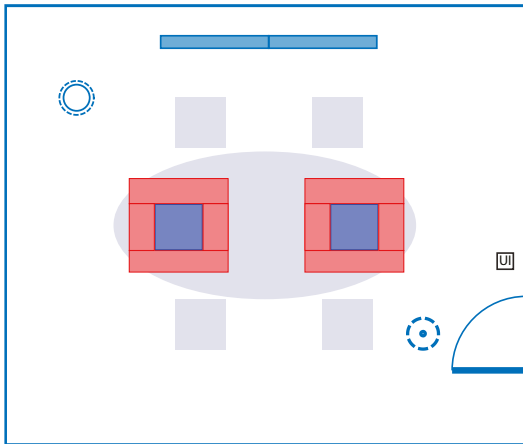
	Quantity	Order code
Wireless User Interface SWS200	1	913701046713
Battery-powered extension sensor LCN3110/05	1	913701043913
Wireless Gateway Interact Pro LCN1840/05 ³	(1)	913701037713






1. Large island for suspended or surface mounted installations (includes frame, skylights, gear tray, daylight drivers and mounting). Daylight panels ordered separately.
2. One lightscape controller required for each lighting zone.
3. Optional for a cloud connected system with dashboard access.
4. Lightscape mounting ordered separately depending on ceiling type (not shown in this bill of materials).



Example application 2

Meeting room with one lighting zone



-  NatureConnect skylight white
-  Lightscape
-  Wired sensor (included with NatureConnect link NCFG681 or NCFG920)
-  Wireless Interact User Interface Switch
-  Battery-powered extension sensor

Configuration with one lighting zone

NatureConnect	Quantity	Order code
NatureConnect mini island 4'X4' ¹ NCFG140 NC MINI ISLAND 4X4 WHT NAM	2	912401184602
NatureConnect lightscape ⁴ NCFG500 NC LIGHTSCAPE WHITE NAM	2	912401564452
NatureConnect lightscape controller ² NCFG690 NC LIGHTSCAPE CONTROLLER NAM	1	912401564454
NatureConnect link w/ sensor NCFG681 OR NatureConnect link w/ sensor NCFG920 plenum-rated	1	912401184222 OR 912401184610

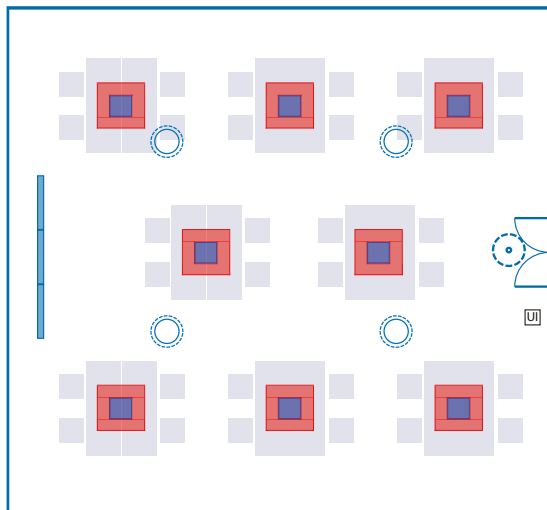
Interact	Quantity	Order code
Wireless User Interface SWS200	1	913701046713
Battery-powered extension sensor LCN3110/05	1	913701043913
Wireless Gateway Interact Pro LCN1840/05 ³	(1)	913701037713

1. Island for suspended, surface, or recessed mounted installations (includes frame, skylight, daylight, gear tray/drivers, daylight drivers and mounting).
2. One lightscape controller required for each lighting zone.
3. Optional for a cloud connected system with dashboard access.
4. Lightscape mounting ordered separately depending on ceiling type (not shown in this bill of materials).



Example application 3

Open office with one lighting zone



NatureConnect skylight white



Lightscape



Wired sensor (included with NatureConnect link NCFG681 or NCFG920)



Wireless Interact User Interface Switch



Battery-powered extension sensor

Configuration with one lighting zone

NatureConnect

	Quantity	Order code
NatureConnect mini island 4'X4' ¹ NCFG140 NC MINI ISLAND 4X4 WHT NAM	8	912401184602
NatureConnect lightscape ⁴ NCFG500 NC LIGHTSCAPE WHITE NAM	3	912401564452
NatureConnect lightscape controller ² NCFG690 NC LIGHTSCAPE CONTROLLER NAM	1	912401564454
NatureConnect link w/ sensor NCFG681 OR NatureConnect link w/ sensor NCFG920 plenum-rated	2	OR 912401184610

Interact

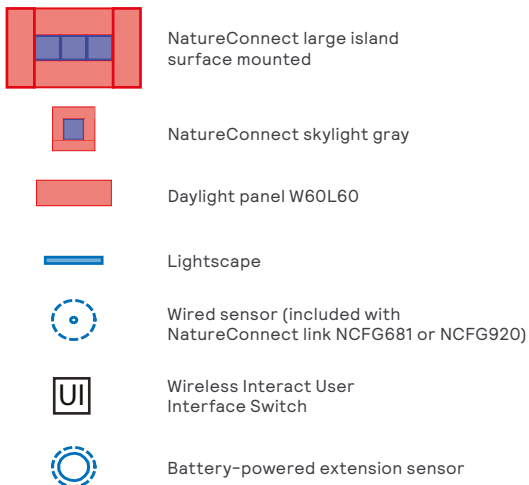
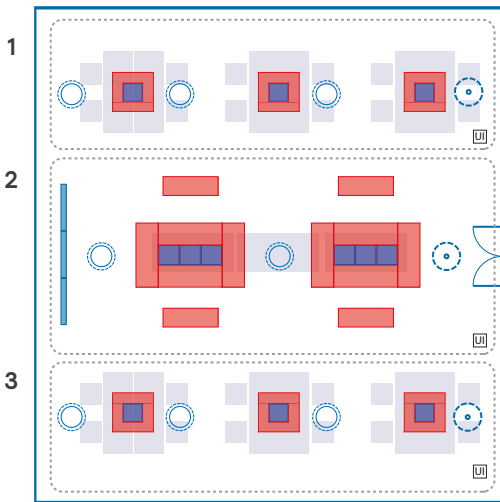
	Quantity	Order code
Wireless User Interface SWS200	1	913701046713
Battery-powered extension sensor LCN3110/05	4	913701043913
Wireless Gateway Interact Pro LCN1840/05 ³	(1)	913701037713

1. Mini island for suspended, surface, or recessed mounted installations (includes frame, skylight, daylight, gear tray/drivers, and mounting).
2. One lightscape controller required for each lighting zone.
3. Optional for a cloud connected system with dashboard access.
4. Lightscape mounting ordered separately depending on ceiling type (not shown in this bill of materials).



Example application 4

Open office with three lighting zone



Configuration with three lighting zones

NatureConnect	Quantity	Order code
NatureConnect large island 6'x10' suspended ¹ NCFG110 NC LARGE ISLAND SUSPENDED NAM	2	912401564423
NatureConnect daylight panel 2'x6' NCFG325 NC DAYLIGHT PANEL 2PK NAM	4	912401564432
NatureConnect mini island 4'x4' ² NCFG140 NC MINI ISLAND 4X4 WHT NAM	6	912401184602
NatureConnect lightscape ⁵ NCFG500 NC LIGHTSCAPE WHITE NAM	3	912401564452
NatureConnect lightscape controller ³ NCFG690 NC LIGHTSCAPE CONTROLLER NAM	1	912401564454
NatureConnect link w/ sensor NCFG681 OR NatureConnect link w/ sensor NCFG920 plenum-rated	4	912401184222 OR 912401184610


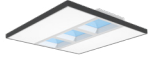




Interact	Quantity	Order code
Wireless User Interface SWS200	3	913701046713
Battery-powered extension sensor LCN3110/05	8	913701043913
Wireless Gateway Interact Pro LCN1840/05 ⁴	(1)	913701037713

1. Large island for suspended or surface mounted installations (includes frame, skylights, gear tray drivers and mounting). Daylight panels ordered separately.
2. Mini island for suspended, surface or recessed mounted installations (includes frame, skylight, daylight, gear tray/drivers and mounting).
3. One lightscape controller required for each lighting zone.
4. Optional for a cloud connected system with dashboard access.
5. Lightscape mounting ordered separately depending on ceiling type (not shown in this bill of materials).

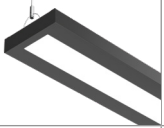



NatureConnect products overview

Below is a selection of NatureConnect products and additional tunable white luminaires that are suitable for an office environment.



NatureConnect luminaires

					
Large island 6' x 10'	Small island 6' x 6'	Mini island 4' x 4'	Skylight 2' x 2'	Daylight panel 2'x6'	Lightscape

Ledalite DALI DT8 luminaires

			
SyncLine	TruGroove micro (recessed & suspended)	ModiFly	FloatPlane

NatureConnect controls

	
NatureConnect link	NatureConnect link plenum-rated

Interact

					
Sensor	Surface mounted bracket for sensor	Recessed mounted bracket for sensor	Wireless gateway	Wireless user interface	Battery powered extension sensor

To learn more, please visit

www.ledalite.com/NatureConnect

© 2023 Signify Holding. All rights reserved. The information provided herein is subject to change, without notice. Signify does not give any representation or warranty as to the accuracy or completeness of the information included herein and shall not be liable for any action in reliance thereon. The information presented in this document is not intended as any commercial offer and does not form part of any quotation or contract, unless otherwise agreed by Signify.

All trademarks are owned by Signify Holding or their respective owners.

PLe-2323LL - NatureConnect Office Application Leaflet

