

PHILIPS

Xitanium

LED driver



Datasheet

Xitanium non-isolated SR dimmable & programmable

Xitanium 60W 0.08-0.35A 220V SR 230V

9290 016 95406

Because light is all around us, the lighting infrastructure is an ideal platform for collecting and carrying information.

The Philips Xitanium SR drivers are sensor ready, making them perfect for use in building management systems. You can power and interface with sensors directly from the driver without the need for additional modules, devices or power packs. The versatile and scalable DALI-2 open standard digital interface is used via a simple 2-wire connection to the sensor, so that you can confidently design flexible lighting, and incorporate your preferred sensors and networks, without worrying about potential incompatibilities.

Benefits

- Sensor Ready concept, ideal for use with indoor sensors & building management systems
- Integrated power supply to power sensors and wireless radios directly from the driver
- Communication between the sensor or wireless radio and the driver is according to the DALI-2 standard
- Highly accurate integrated power metering for use in building management systems
- Certified per DIIA intra-luminaire standard D4i
- Suitable for central emergency DC operation

Features

- Integrated Bus Power Supply for sensors and radios (DALI part 250)
- SimpleSet configuration interface (NFC)
- Configurable operating windows (AOC)
- Dimming supported during DC operation (DCemDim)
- Constant Light Output (CLO)
- Adjustable Light Output (ALO)
- OEM Write Protection (OWP)
- Memory Bank 1 Extension / Luminaire Data (DALI part 251)
- Energy reporting (DALI part 252)
- Diagnostics & Maintenance (DALI part 253)

Application

- Offices
- Healthcare
- Education
- Retail: supermarkets, shopping malls

Electrical input data

Specification item	Value	Unit	Condition
Rated input voltage range	220...240	V _{ac}	Nominal range
Rated input voltage	230	V _{ac}	
Rated input frequency range	50...60	Hz	Nominal range
Rated input current	0.3	A	@ rated output power @ rated input voltage
Rated input power	66	W	@ rated output power @ rated input voltage
Power factor	0.9		@ rated output power @ rated input voltage
Total harmonic distortion	20	%	@ rated output power @ rated input voltage
Efficiency	92	%	@ rated output power @ rated input voltage @ max. U _{out}
Rated input voltage DC range	186...250	V _{dc}	Performance range
Input voltage AC range	198...264	V _{ac}	Operational range
Input frequency AC range	45...66	Hz	Operational range
Input voltage DC range	168...275	V _{dc}	Operational range
Standby Power	0.31	W	
Isolation input to output	No		

Electrical output data


Specification item	Value	Unit	Condition
Regulation method	Constant Current		
Output voltage	50...220	V _{dc}	
Output voltage max.	250	V	Maximum output voltage (rms)
Output current	0.08...0.35	A	
Output current min programmable	80	mA	
Output current min dimming	2	mA	
Output current tolerance ±	5	%	
Output current ripple LF	≤ 4	%	Ripple = peak / average, < 3kHz
Output current ripple HF	≤ 4	%	
Output P _{st} ^{LM}	≤ 0.18		In entire operating window
Output SVM	≤ 0.07		In entire operating window
Output power	17...60	W	

Electrical data controls input

Specification item	Value	Unit	Condition
Control method	SR		DALI Parts: 101, 102, 207, 250, 251, 252, 253. See design-in guide at www.philips.com/oem for more controllability details.
Dimming range	1...100	%	With AOC >80mA 1% dimming possible; AOC <80mA min. physical current = 2mA
Isolation controls input to output	Double		acc. IEC61347-1
SR output voltage max.	22.5	V	
SR guaranteed current	52	mA	
SR maximum current	60	mA	

Wiring and Connections

Specification item	Value	Unit	Type
Input wire cross-section	0.5...1.5 / 20...16	mm ² / AWG	WAGO744, solid wire
Input wire strip length	8...9	mm	
Output wire cross-section	0.5...1.5 / 20...16	mm ² / AWG	WAGO744, solid wire
Output wire strip length	8...9	mm	
Control wire cross-section	0.5...1.5 / 20...16	mm ² / AWG	WAGO744, solid wire
Control wire strip length	8...9	mm	
Maximum cable length	2	m	Total length of wiring including LED module, one way

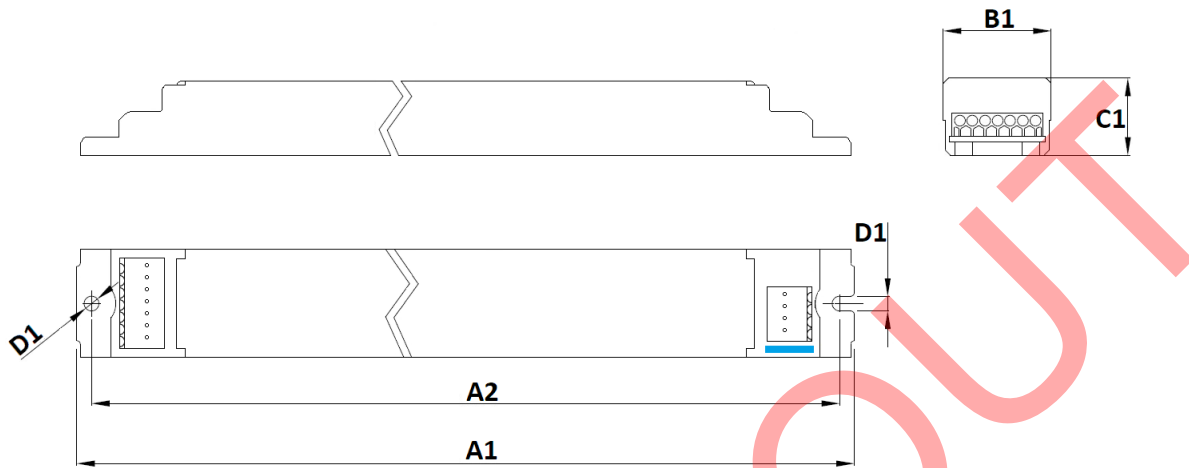


Insulation

Insulation per IEC61347-1	Input	Output	SR-interface	Housing
Input		No	Double	Basic
Output	No		Double	Basic
SR-interface	Double	Double		Basic
Housing	Basic	Basic	Basic	

Dimensions and weight

Specification item	Value	Unit	Tolerance (mm)
Length (A1)	360	mm	
Mounting hole distance (A2)	350	mm	
Width (B1)	30	mm	
Height (C1)	21	mm	
Mounting hole diameter (D1)	4.1	mm	
Weight	250	gram	



Logistical data

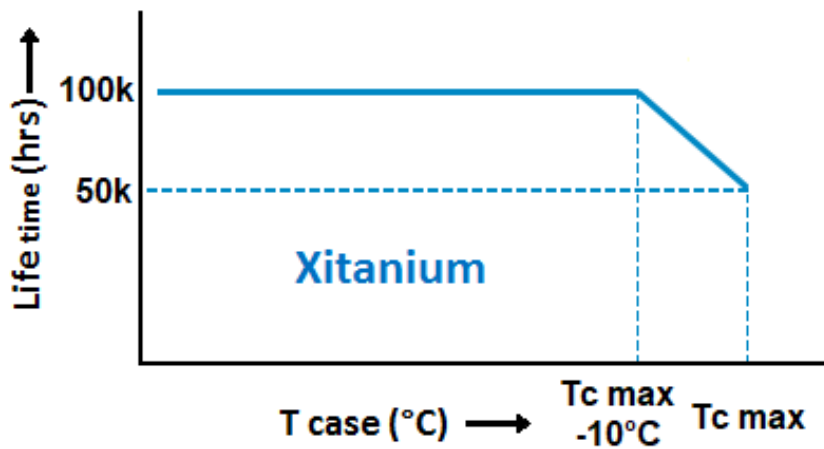
Specification item	Value
Product name	Xitanium 60W 0.08-0.35A 220V SR 230V
EOC	871951426407600
Logistic code 12NC	9290 016 95406
EAN1 (GTIN)	8719514264076
EAN3 (box)	8719514264083
Pieces per box	24

Operational temperatures and humidity

Specification item	Value	Unit	Condition
Ambient temperature	-25...+50	°C	Higher ambient temperature allowed as long as Tcase-max is not exceeded
Tcase-max	75	°C	Lifetime 50khrs;
Tcase-life	65	°C	Lifetime 100khrs; measured at T _c -point
Maximum housing temperature	110	°C	In case of a failure, inherent by design
Relative humidity	10...90	%	Non-condensing

Lifetime

Specification item	Value	Unit	Condition
Driver lifetime	100,000	hours	Measured temperature at Tcase-point is Tcase-life. Maximum failures = 10%
Mains switching cycles	> 100,000	switches	See Design-in guide for detailed explanation



Storage temperature and humidity

Specification item	Value	Unit	Condition
Ambient temperature	-40...+85	°C	
Relative humidity	5...95	%	Non-condensing

Programmable features

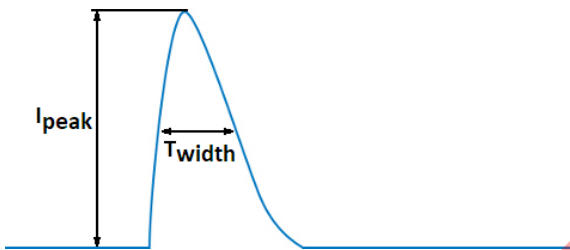
Specification item	Available	Default setting	Condition
Set Adjustable Output Current (AOC)	LEDset, Programmable, SimpleSet	80 mA	
NTC on LEDset	Yes	OFF	
Adjustable Light Output (ALO)	Yes	OFF	
Constant Light Output (CLO)	Yes	OFF	
DALI 102	Yes	ON	Programmable via SimpleSet
DALI 253 M	Yes	—	
Min Dim Level	Yes	1 %	
DC emergency (DCemDim)	Yes	ON	Default 15%, EOFx range = 1 .. 100% (EOFx = DCemDIM level)
DALI control supported at DC operation	Yes	OFF	
OEM Write Protection (OWP)	Yes	OFF	
SR PSU (DALI part 250)	Yes	ON	
Luminaire Info (DALI part 251)	Yes	—	

Features

Specification item	Value	Condition
Open load protection	Yes	Automatic recovering
Short circuit protection	Yes	Automatic recovering
Over power protection	Yes	Automatic recovering
Hot wiring	No	
Suitable for fixtures with protection class	I	per IEC60598
Output Overvoltage Detection	Yes	
Energy metering (DALI part 252)	Yes	Accuracy 4%
Diagnostics (DALI part 253)	Yes	

Inrush current

Specification item	Value	Unit	Condition
Inrush current	21	A	Input voltage 230V
Inrush peak width	280	µs	Input voltage 230 V, measured at 50% height
Drivers / MCB 16A type B	≤ 21	pcs	Indicative value



Please refer to the driver design in guide if you use other MCB-types.

Driver touch current / protective conductor current

Specification item	Value	Unit	Condition
Typical Protective Conductor Current (ins. Class I)	0.5	mA rms	Acc. IEC60598-1. LED module contribution not included

Surge immunity

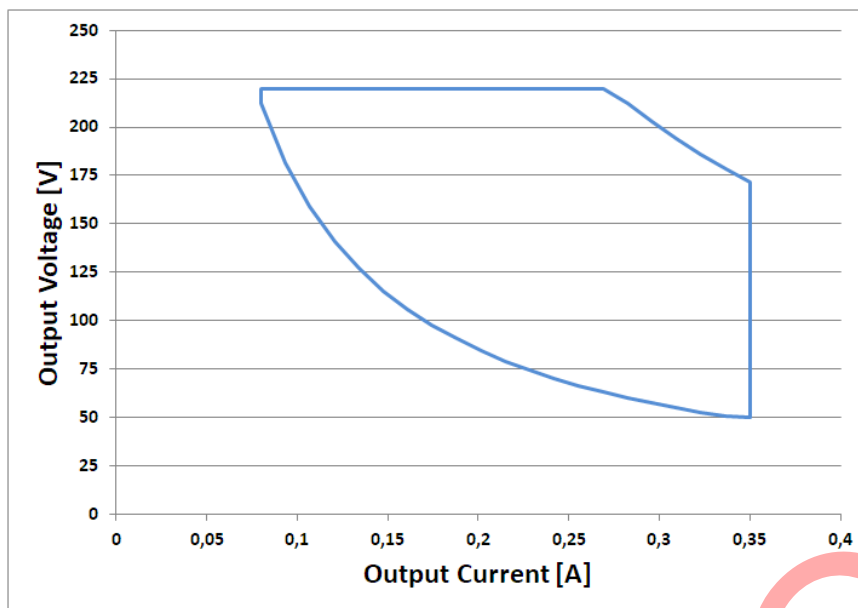
Specification item	Value	Unit	Condition
Mains surge immunity (diff. mode)	1	kV	Acc. IEC61000-4-5. 2 Ohm, 1.2/50us, 8/20us
Mains surge immunity (comm. mode)	2	kV	Acc. IEC61000-4-5. 12 Ohm, 1.2/50us, 8/20us
Control surge immunity (diff. mode)	1	kV	Acc. IEC61000-4-5. 2 Ohm, 1.2/50us, 8/20us
Control surge immunity (comm. mode)	2	kV	Acc. IEC61000-4-5. 12 Ohm, 1.2/50us, 8/20us

Application Info

Specification item	Value
Approval marks	BIS / CCC / CE / D4i / EAC / EL / ENEC / RCM / SR / UA / WEEE
Ingress Protection classification (IP)	20
Application	Indoor Linear
Mounting Type	Built-in

Graphs

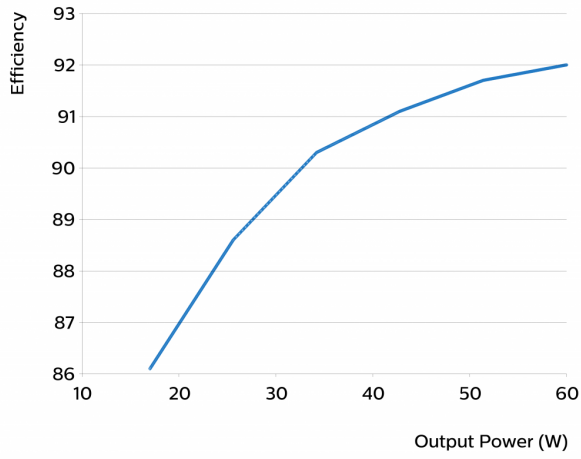
Operating window



Power factor versus output power



Efficiency versus output power



THD versus output power



PHASE OUT

Notes

Standby Power: typical 0.3W, max 0.5W (No load on SR), max 1W (250mW load on SR).

This product includes software licensed under terms that require Philips Lighting Holding B.V. to display the following notice:

ASF: Release ASF-3.32

The Atmel® Software Framework (ASF, www.atmel.com/asf) is a compilation of embedded software for Atmel flash MCUs: megaAVR®, AVR XMEGA®, AVR UC3 and SAM devices. It has been designed to help develop and glue together the different components of a software design. It can easily integrate into an operating system (OS) or run as a stand-alone product.

Redistribution and use in source and binary forms, with or without modification, are permitted provided that the following conditions are met:

1. Redistributions of source code must retain the above copyright notice, this list of conditions and the following disclaimer.
2. Redistributions in binary form must reproduce the above copyright notice, this list of conditions and the following disclaimer in the documentation and/or other materials provided with the distribution.
3. The name of Atmel may not be used to endorse or promote products derived from this software without specific prior written permission.
4. This software may only be redistributed and used in connection with an Atmel microcontroller product.

THIS SOFTWARE IS PROVIDED BY ATMEL "AS IS" AND ANY EXPRESS OR IMPLIED WARRANTIES, INCLUDING, BUT NOT LIMITED TO, THE IMPLIED WARRANTIES OF MERCHANTABILITY, FITNESS FOR A PARTICULAR PURPOSE AND NON-INFRINGEMENT ARE EXPRESSLY AND SPECIFICALLY DISCLAIMED. IN NO EVENT SHALL ATMEL BE LIABLE FOR ANY DIRECT, INDIRECT, INCIDENTAL, SPECIAL, EXEMPLARY, OR CONSEQUENTIAL DAMAGES (INCLUDING, BUT NOT LIMITED TO, PROCUREMENT OF SUBSTITUTE GOODS OR SERVICES; LOSS OF USE, DATA, OR PROFITS; OR BUSINESS INTERRUPTION) HOWEVER CAUSED AND ON ANY THEORY OF LIABILITY, WHETHER IN CONTRACT, STRICT LIABILITY, OR TORT (INCLUDING NEGLIGENCE OR OTHERWISE) ARISING IN ANY WAY OUT OF THE USE OF THIS SOFTWARE, EVEN IF ADVISED OF THE POSSIBILITY OF SUCH DAMAGE.



©2021 Signify Holding, IBRS 10461, 5600 VB, NL. All rights reserved.
UK importer address: Signify Commercial UK Limited, 3, Guildford Business Park, GU2 8XG.

The information provided herein is subject to change without notice. Signify does not give any representation or warranty as to the accuracy or completeness of the information included herein and shall not be liable for any action in reliance thereon. The information presented in this document is not intended as any commercial offer and does not form part of any quotation or contract, unless otherwise agreed by Signify.

Philips and the Philips Shield Emblem are registered trademarks of Koninklijke Philips N.V. All other trademarks are owned by Signify Holding or their respective owners.

Date of release: October 25, 2021 v5

www.philips.com/oem