

PHILIPS

Xitanium

LED driver



Datasheet

Xitanium non-iso DALI dimmable & programmable (TD16 SimpleSet)

Xitanium 60W 0.15-0.5A 220V TD16 230V

9290 016 81606

Xitanium non-isolated DALI drivers are ideal for High Voltage (HV) linear systems and stand on three pillars: quality of light, reliability and flexibility.

By using Xitanium LED drivers in your luminaires, you can be sure to offer your customers high quality of light without visual flicker and stroboscopic effects. The reliability of our drivers is based on in-depth electronics knowledge and extensive testing.

Finally, application-oriented operating windows offer the flexibility required to provide the stable lumen output and light quality levels that lighting specifiers and architects demand.

Benefits

- Low profile housing (16mm height)
- SimpleSet configuration interface (NFC)
- High quality of light
- High reliability
- Future-proof flexibility
- Flicker and noise free dimming due to amplitude modulation dimming (AM)

Features

- Configurable operating windows (AOC) via DALI and SimpleSet interface or with LEDset
- Adjustable Light Output (ALO)
- Constant Light Output (CLO)
- Corridor Mode (CM)
- Dimming supported during DC operation (DCemDim)
- Touch & Dim (TD)
- OEM Write Protection (OWP)
- Memory Bank 1 Extension / Luminaire Data (DALI part 251)
- Energy Reporting (DALI part 252)
- Diagnostics & Maintenance (DALI part 253)

Application

- Offices
- Healthcare
- Education
- Indoor parking areas
- Retail: supermarkets, shopping malls
- Industry

Electrical input data

Specification item	Value	Unit	Condition
Rated input voltage range	220...240	V _{ac}	Nominal range
Rated input voltage	230	V _{ac}	
Rated input frequency range	50...60	Hz	Nominal range
Rated input current	0.3	A	@ rated output power @ rated input voltage
Rated input power	66	W	@ rated output power @ rated input voltage
Power factor	0.9		@ rated output power @ rated input voltage
Total harmonic distortion	20	%	@ rated output power @ rated input voltage
Efficiency	91.2	%	@ rated output power @ rated input voltage @ max. U _{out}
Rated input voltage DC range	186...250	V _{dc}	Nominal range
Input voltage AC range	198...264	V _{ac}	Operational range
Input frequency AC range	45...66	Hz	Operational range
Input voltage DC range	168...275	V _{dc}	Operational range
Standby Power	0.24	W	
Isolation input to output	No		

Electrical output data


Specification item	Value	Unit	Condition
Regulation method	Constant Current		
Output voltage	50...220	V _{dc}	
Output voltage max.	250	V	Maximum output voltage (rms)
Output current	0.15...0.5	A	
Output current min programmable	150	mA	
Output current min dimming	3	mA	
Output current tolerance ±	5	%	
Output current ripple LF	≤ 4	%	Ripple = peak / average. Up to 2kHz.
Output P _{st} ^{LM}	≤ 0.34		
Output SVM	≤ 0.04		
Output power	17...60	W	

Electrical data controls input

Specification item	Value	Unit	Condition
Control method	Corridor Mode, DALI, Touch & Dim (TD)		DALI parts: 101, 102, 207, 251, 252, 253. See design-in guide at www.philips.com/oem for more controllability details.
Dimming range	1...100	%	with AOC > 150mA 1% dimming possible; AOC < 150mA min. physical current = 3mA
Isolation controls input to output	Basic		acc. IEC61347-1

Wiring and Connections

Specification item	Value	Unit	Type
Input wire cross-section	0.5...1.5 / 20...16	mm ² / AWG	WAGO744, solid wire
Input wire strip length	8...9	mm	
Output wire cross-section	0.5...1.5 / 20...16	mm ² / AWG	WAGO744, solid wire
Output wire strip length	8...9	mm	
Control wire cross-section	0.5...1.5 / 20...16	mm ² / AWG	WAGO744, solid wire
Control wire strip length	8...9	mm	
Maximum cable length	2	m	Total length of wiring including LED module, one way. For longer wiring please double check EMI behavior of luminaire

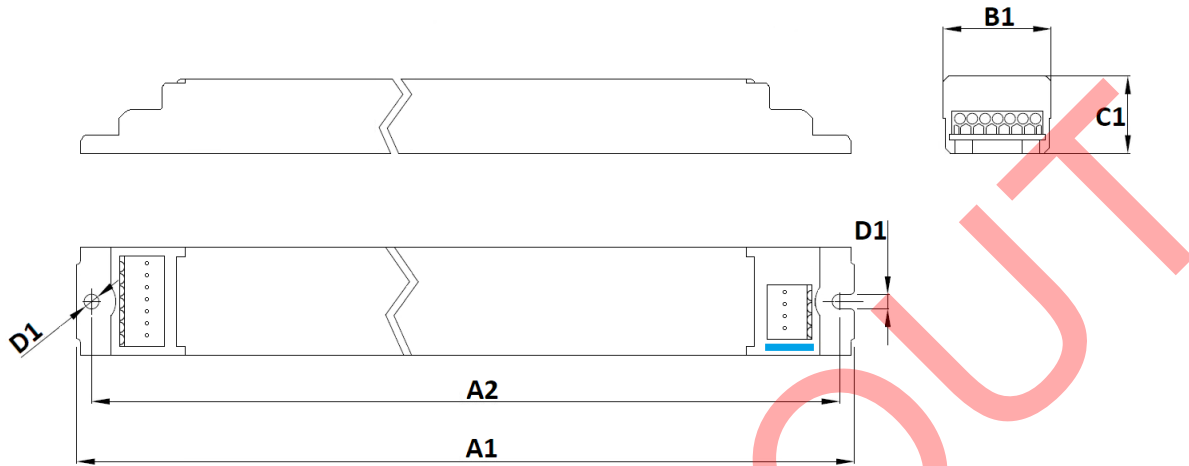


Insulation

Insulation per IEC61347-1	Input	Output+LEDset	DALI	Housing
Input		No	Basic	Basic
Output+LEDset	No		Basic	Basic
DALI	Basic	Basic		Basic
Housing	Basic	Basic	Basic	

Dimensions and weight

Specification item	Value	Unit	Tolerance (mm)
Length (A1)	280	mm	
Mounting hole distance (A2)	270	mm	
Width (B1)	30	mm	
Height (C1)	16	mm	
Mounting hole diameter (D1)	4.1	mm	
Weight	180	gram	



Logistical data

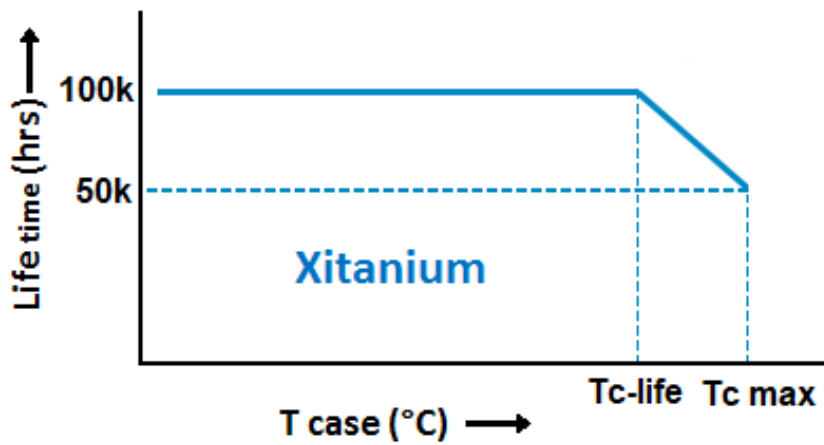
Specification item	Value
Product name	Xitanium 60W 0.15-0.5A 220V TD16 230V
EOC	871869965371200
Logistic code 12NC	9290 016 81606
EAN1 (GTIN)	8718699653712
EAN3 (box)	8718699653729
Pieces per box	24

Operational temperatures and humidity

Specification item	Value	Unit	Condition
Ambient temperature	-25...+50	°C	Higher ambient temperature allowed as long as T _{case-max} is not exceeded
T _{case-max}	80	°C	Lifetime 50khrs;
T _{case-life}	70	°C	Lifetime 100khrs; measured at T _c -point
Maximum housing temperature	110	°C	In case of a failure. Thermal protection: inherent by design.
Relative humidity	10...90	%	Non-condensing

Lifetime

Specification item	Value	Unit	Condition
Driver lifetime	100,000	hours	Measured temperature at Tcase-point is Tcase-life. Maximum failures = 10%
Mains switching cycles	> 100,000	switches	See Design-in guide for detailed explanation



Storage temperature and humidity

Specification item	Value	Unit	Condition
Ambient temperature	-25...+85	°C	
Relative humidity	5...95	%	Non-condensing

Programmable features

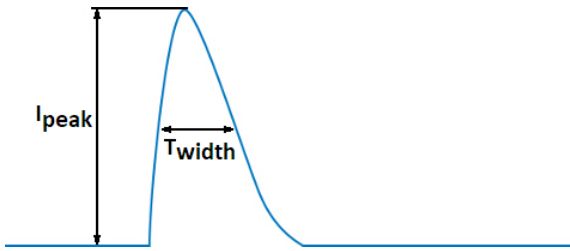
Specification item	Available	Default setting	Condition
Set Adjustable Output Current (AOC)	LEDset, Programmable, SimpleSet	150 mA	
NTC on LEDset	Yes	OFF	
Adjustable Light Output (ALO)	Yes	OFF	
Constant Light Output (CLO)	Yes	OFF	
DALI 102	Yes	—	Programmable via SimpleSet
Touch & Dim (TD)	Yes	ON	
Corridor Mode	Yes	ON	Default: T1=55s, T2=12s, T3=30min
Min Dim Level	Yes	1 %	
DC emergency (DCemDim)	Yes	ON	Default 15%, EOFx range = 1 .. 100% (EOFx = DCemDIM level)
OEM Write Protection (OWP)	Yes	OFF	
Luminaire Info (DALI part 251)	Yes	—	

Features

Specification item	Value	Condition
Open load protection	Yes	Automatic recovering
Short circuit protection	Yes	Automatic recovering
Over power protection	Yes	Automatic recovering
Hot wiring	No	
Suitable for fixtures with protection class	I	per IEC60598
Output Overvoltage Detection	Yes	
Energy metering (DALI part 252)	Yes	
Diagnostics	Yes	

Inrush current

Specification item	Value	Unit	Condition
Inrush current	20.9	A	Input voltage 230V
Inrush peak width	192	μs	Input voltage 230 V, measured at 50% height
Drivers / MCB 16A type B	≤ 29	pcs	Indicative value



Please refer to the driver design in guide if you use other MCB-types.

Driver touch current / protective conductor current

Specification item	Value	Unit	Condition
Typical Protective Conductor Current (ins. Class I)	0.5	mA rms	Acc. IEC60598-1. LED module contribution not included

Surge immunity

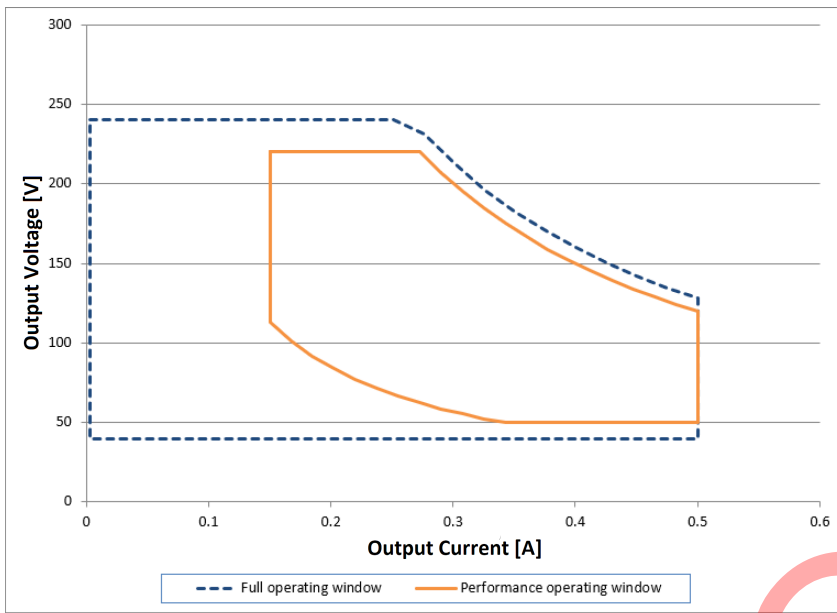
Specification item	Value	Unit	Condition
Mains surge immunity (diff. mode)	1	kV	L- N Acc. IEC61000-4-5. 2 Ohm, 1.2/50us, 8/20us
Mains surge immunity (comm. mode)	2	kV	L/N - PE Acc. IEC61000-4-5. 12 Ohm, 1.2/50us, 8/20us
Control surge immunity (diff. mode)	1	kV	DALI/TD - DALI-TD Acc. IEC61000-4-5. 2 Ohm, 1.2/50us, 8/20us
Control surge immunity (comm. mode)	2	kV	DALI/TD - PE, DALI - L/N Acc. IEC61000-4-5. 12 Ohm, 1.2/50us, 8/20us

Application Info

Specification item	Value
Approval marks	BIS / CCC / CE / DALI 2 / EL / ENEC / RCM / VDE-EMC
Ingress Protection classification (IP)	20
Application	Indoor Linear
Mounting Type	Built-in

Graphs

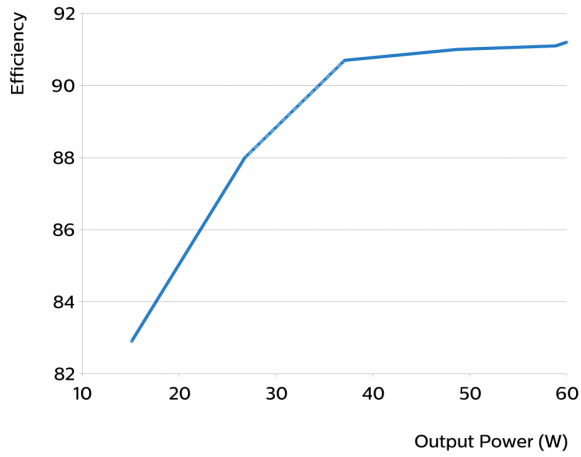
Operating window



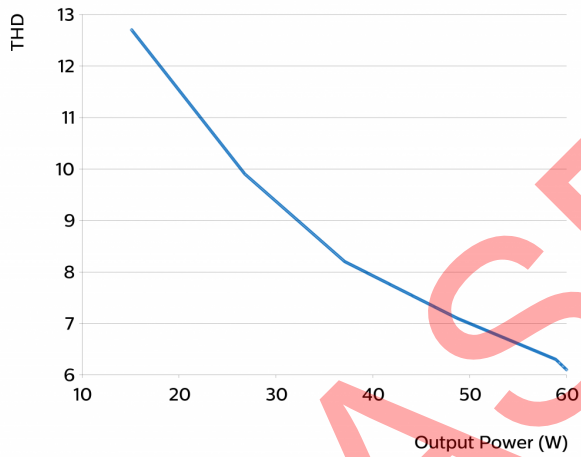
Power factor versus output power



Efficiency versus output power



THD versus output power



©2021 Signify Holding, IBRS 10461, 5600 VB, NL. All rights reserved.
UK importer address: Signify Commercial UK Limited, 3, Guildford Business Park, GU2 8XG.

The information provided herein is subject to change without notice. Signify does not give any representation or warranty as to the accuracy or completeness of the information included herein and shall not be liable for any action in reliance thereon. The information presented in this document is not intended as any commercial offer and does not form part of any quotation or contract, unless otherwise agreed by Signify.

Philips and the Philips Shield Emblem are registered trademarks of Koninklijke Philips N.V. All other trademarks are owned by Signify Holding or their respective owners.

Date of release: November 11, 2021 v6

www.philips.com/oem