

LED Batten/LED 支架燈

BN098C G2

Mounting Instruction/安裝說明

IEC
60598



t_a25°C

IP20



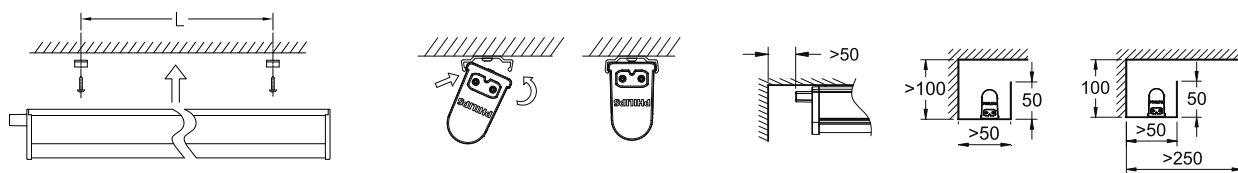
Product type 產品型號	Voltage/Frequency 電壓/頻率	Power 功率	Color Temp 色溫	Life Time/壽命 @ta25°C	Dimension(L×W×H) 尺寸(L×W×H)
BN098C G2 LED18/L1200	100-240V~ 50/60Hz	18W	3000K 4000K 6500K	20,000 hours	1185×22×34.2 mm
BN098C G2 LED14/L900		13.5W			885×22×34.2 mm
BN098C G2 LED9/L600		9W			585×22×34.2 mm
BN098C G2 LED5/L300		4.5W			325×22×34.2 mm

Batten mounting 支架安裝

Installation on ceiling or wall through mounting clips.
使用安裝附件安裝在天花板或牆壁上。

Mounting distance(L)
安裝距離(L)
Unit/單位(mm)

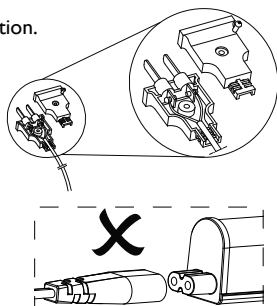
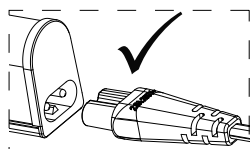
Type	L300	L600	L900	L1200
L	200-260	300-500	600-800	800-1100



1 Wire connection I 導線連接I

Use 2-pin plug* for power connection.
使用兩相插頭*連接電源線。

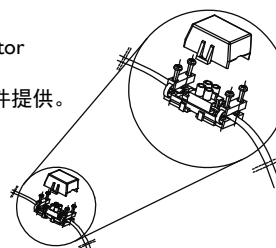
*2-pin plug is not provided.
兩相插頭不作為配件提供。



2 Wire connection II 導線連接II

Using wire connection box* for power connection.
使用電線接線盒*連接電源線。

*Wire connection box and Connector is not provided.
電線接線盒和接線端子不作為配件提供。
Connector dimensions:
10 mm×20mm×25mm.
接線端子尺寸為:
10mm×20mm×25mm。



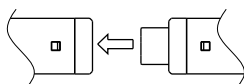
3 Linking method I 串接方式I

Click fit male plug part into female socket. Affix next system, only after linking.

將燈具公插一端接入另一根燈具母插，在串接動作完成後，再串接下一根燈具。

Maximum amount of linking: L1200, 8pcs;
L900, 10pcs; L600、L300, 12pcs.

最大串接數：L1200, 8pcs;
L900, 10pcs; L600、L300, 12pcs.

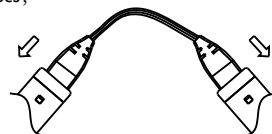


4 Linking method II 串接方式II

Use connector jack cable for linking, as required.
如需用的話，利用串接線進行連接。

Maximum amount of linking: L1200, 8pcs;
L900, 10pcs; L600、L300, 12pcs.

最大串接數：L1200, 8pcs;
L900, 10pcs; L600、L300, 12pcs.



委製/進口商：台灣昕諾飛股份有限公司
地址：台北市南港區園區街3-1號15樓之一
產地：荷蘭昕諾飛授權於中國製造
電話：0800-808-268



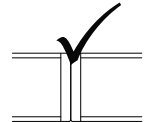
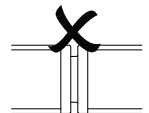
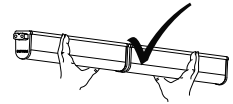
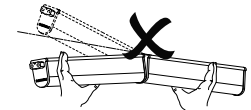
PHILIPS

Philips and the Philips shield emblem are registered trademarks of Koninklijke Philips N.V.



Operation Instruction使用操作說明:

- 1.The luminaire shall be installed by a qualified electrician and wired in accordance with the latest IEE electrical regulations or the national requirements.
燈具應由有資格的電工安裝，接線要符合IEE電氣標準或國家標準。
2. Do not use the fixture if housin or power cables are damaged.
如果燈殼或電線受損，切勿使用產品。
- 3.The product is suitable for ceiling, surface 、 cover Mounting.
此燈具適用於吸頂、牆壁、燈槽安裝。
4. Do not use in supply voltage exceeding 100-240V±10% for extended periods.
使用電壓請勿超過100-240V±10%。
5. Do not place readily flammable material near the lamp.
請不要將高溫易燃物品放在燈具附近，以免引起火災或觸電。
- 6.In case of operation failure,please switch off the power and contact your nearest Signify dealer.
如發現異常或操作有任何問題，請務必先切斷電源，然後與昕諾飛經銷商聯繫。
7. The manufacture will not be held responsible for improper usage or modification of the product.
對於用戶錯誤使用和更改造成的問題，廠家概不負責。



1. This product allows maximum 8 pcs trunking (via connector or end to end trunking). For your safety concern, the connection of BN098C with any other product is prohibited.
本燈具最多可八根支架燈串接安裝、使用。不允許在這些串接中間任何部位再串接其它非本支架電器產品。
2. Please switch off the power supply before changing the product or connection!
更換燈具或接線時，請務必先關閉電源！
3. Max current of power cable: 2A.
電源線能承受的最大電流: 2A。
4. The light source of this luminaire is not replaceable; when the light source reaches its end of life the whole luminaire shall be replaced.
此燈具光源是不可替換的；當光源到其壽終時，應替換整個燈具。
5. The corrosive atmosphere or hazardous materials such as sulfur, chlorine, phthalate, etc must be avoided during the use and storage.
燈具避免在腐蝕性環境或含有有害物質，例如硫化物，鹵化物，鄰苯二甲酸酯等環境中存儲和使用。
6. This product is designed only for indoor use, water ingress into lamps may cause electrical failure or safety accidents, please do not use it anywhere humid, wet or outdoor.
本燈具不防水，灯具进水可能会导致电气故障或安全事故，請勿在室外或者不防水的地方使用。
- 7.限用物質含有情況標示資訊請參考昕諾飛網址, <http://www.smart-lighting.com.tw/ROHS>.