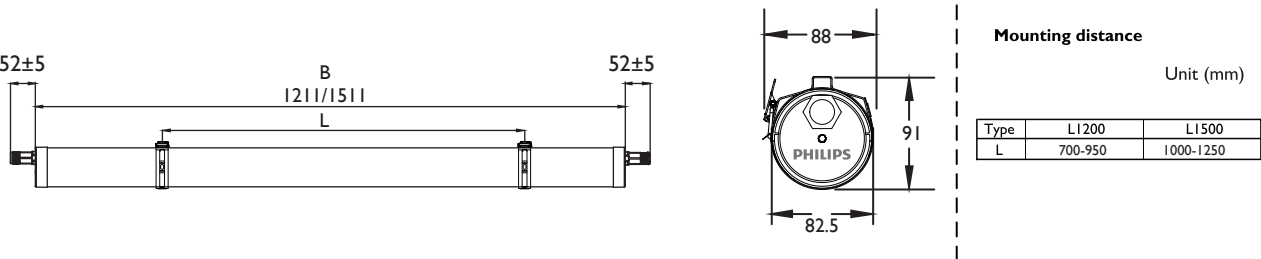


# GreenPerform Waterproof Tubular WT238C

## Mounting Instruction

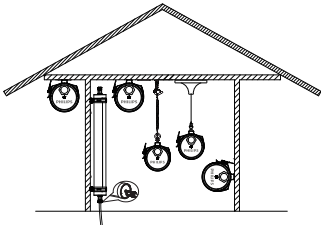


Type	CCT (K)	Power(W)	Lumen Output (lm)	Dimension	Energy efficiency class of light source	kg	Voltage	Frequency
WT238C LED50S/840 PSU L1200 TW GC	4000	39	5000	1315x82.5x82.5	D	1.5	220-240V~	50/60Hz
WT238C LED50S/865 PSU L1200 TW GC	6500	39	5000	1315x82.5x82.5	D	1.5		
WT238C LED70S/840 PSU L1500 TW GC	4000	54	7000	1615x82.5x82.5	D	1.8		

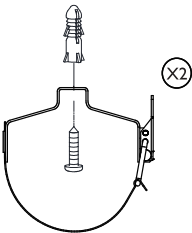


### Installation

- ☒ Ceiling Mounting
- ☒ Wall Mounting
- ☒ Suspended Mounting



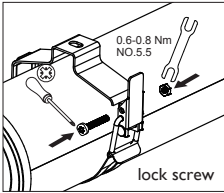
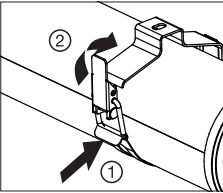
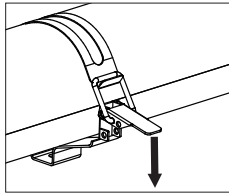
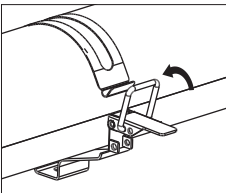
Surface Mounting  
shipped with products



Separate Accessories  
911401867784 WT210Z SMS  
Could be ordered separately



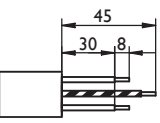
X2



### Cable Connection

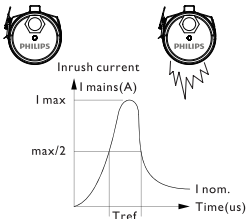
60245 IEC57 Ø1.0-2.5mm<sup>2</sup>

Brown — L  
Blue — N  
Yellow Green — PE



### Inrush current

	LED50S	LED70S
Max [A]	20	40
Tref [μs]	150	100
Max. Nr of products		
Drivers / MCB 16A type B [max.]	30	18
Drivers / MCB 10A type B [max.]	24	15
Drivers / MCB 16A type C [max.]	34	24
Drivers / MCB 10A type C [max.]	24	15



**EN**

1. Do not look directly at led light for a long time to avoid physical discomfort.
2. The luminaire shall be installed by a qualified electrician and wired in accordance with the latest IEE electrical regulations or the national requirements.
3. The light source contained in this luminaire shall only be replaced by the manufacturer or his service agent or a similar qualified person.
4. Above average concentration of sulfur affects the useful lifetime of the product.  
E.g: Light color changes from white to yellow.
5. For use in environments where an accumulation of conductive dust on the luminaire may be expected.
6. Do not install the luminaire under water.
7. Do not install the luminaire in refrigeration house.
8. Do not install the luminaire in the environment where vibration exists.



This marking indicates that this product should not be disposed with other household wastes. To prevent possible harm to the environment or human health from uncontrolled waste disposal, recycle it responsibly to promote the sustainable reuse of material resources. To return your used device, please use the return and collection systems or contact the retailer where the product was purchased. They can take this product for environmental safe recycling.

Data subject to change without notice