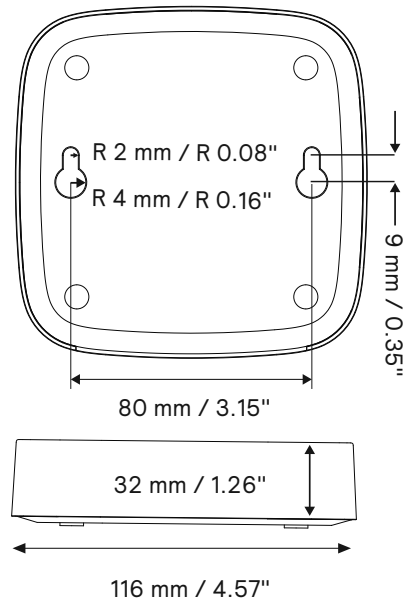


## Installation Instructions MC Gateway

### Mounting

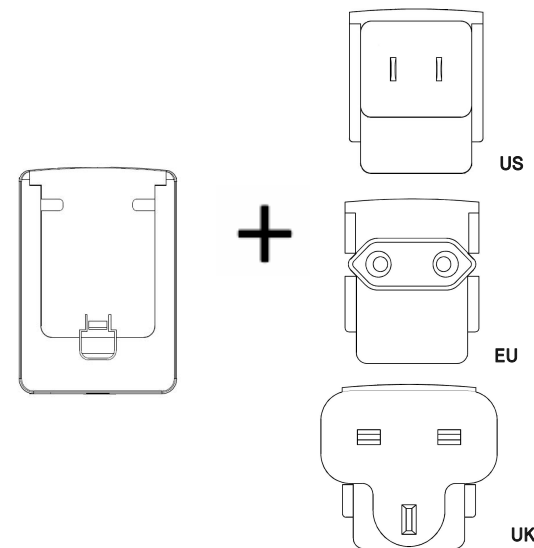
- Place the gateway on a horizontal surface (e.g., ceiling)
- Or mount the gateway on a wall:
  - Use two screws at least 6 mm (0.24") long with thread diameters of no more than 4 mm (0.16") and head diameters of no more than 8 mm (0.31") to affix the gateway to the surface. They shall be spaced 80 mm (3.15") apart.
  - Place the gateway onto the screws

**Note:** Do not place the gateway on a metal construction that can impair RF performance.

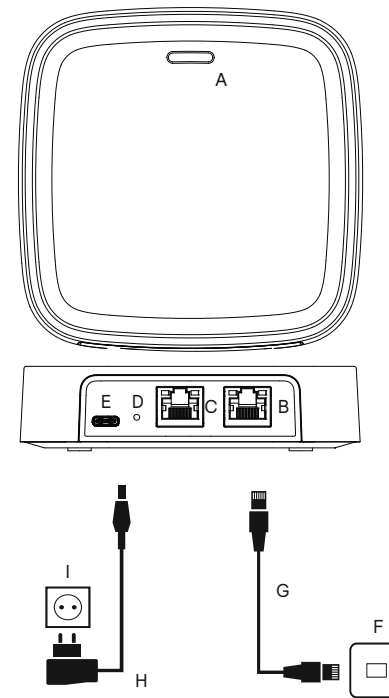


### Configuration of the power plug

The power adapter can be used for connection to US, EU and UK power plugs. Slide the regional adapter into the base part.



### Connecting



- A) Status LED
- B) LAN1, for connection to cloud
- C) LAN2, for future features, not connected
- D) Reset button
- E) USB-C power input
- F) Ethernet (RJ45) port
- G) Ethernet cable
- H) Power supply
- I) Power socket

- Connect LAN port to internet for connection to the cloud.
- Connect the power supply.

### Commissioning

- Download the MasterConnect app from Google Play store or Apple App store and install it.
- Set up your MasterConnect system with lights. See the Philips MasterConnect app installer manual at [https://www.lighting.philips.com/prof/led-electronics/masterconnect-system/masterconnect-sensors/LP\\_CF\\_9218075\\_EU/family](https://www.lighting.philips.com/prof/led-electronics/masterconnect-system/masterconnect-sensors/LP_CF_9218075_EU/family).
- Add the gateway to your MasterConnect project.

### Reset

- The user can trigger a reset by using a paperclip and pressing the pinhole button on the powered device.
- Soft-Reset: Reset **some** parameters to factory default and reboot. Press button between 2 and 5 seconds.
- Hard-Reset: Reset **all** parameters to factory default and reboot. Press button between 10 and 20 seconds.

### Wireless Specifications for MasterConnect Gateway Products

- Wireless RF mode frequency bands: 2400-2485.5 MHz, 5.2 GHz (5150-5250 MHz) and 5.8 GHz (5725 - 5850 MHz)
- Operating channels Zigbee: channels 11-26
- Operating channels Bluetooth: channels 1-39
- Indoor use only



## Declaration of Conformity

- Hereby, Signify declares that the radio equipment type MC Gateway is in compliance with Directive 2014/53/EU and Radio Equipment Regulations 2017 (S.I. 2017/1206). The full text of the EU and UK declarations of conformity is available on the following internet address: <https://www.lighting.philips.co.uk/oem-emea>.
- This device complies with part 15 of the FCC Rules. Operation is subject to the following two conditions: (1) This device may not cause harmful interference, and (2) this device must accept any interference received, including interference that may cause undesired operation.

Any changes or modifications not expressly approved by Signify could void the user's authority to operate this equipment. This product is intended for commercial use only.

Note: This equipment has been tested and found to comply with the limits for a Class A digital device, pursuant to part 15 of the FCC Rules. These limits are designed to provide reasonable protection against harmful interference when the equipment is operated in a commercial environment. This equipment generates, uses, and can radiate radio frequency energy and, if not installed and used in accordance with the instruction manual, may cause harmful interference to radio communications. Operation of this equipment in a residential area is likely to cause harmful interference in which case the user will be required to correct the interference at his own expense.

This equipment complies with FCC radiation exposure limits set forth for an uncontrolled environment. This equipment must be installed and operated with a minimum distance 20cm between the radiator and your body.

- CANICES-003(A)/NMB-003(A)  
This equipment complies with ISSED RSS-102 radiation exposure limits set forth for an uncontrolled environment. This equipment must be installed and operated with a minimum distance 20cm between the radiator and your body.  
Cet équipement est conforme aux limites d'exposition aux rayonnements IC établies pour un environnement non contrôlé. Cet équipement doit être installé et utilisé avec un minimum de 20cm de distance entre la source de rayonnement et votre corps.  
This device complies with Industry Canada's licence-exempt RSSs. Operation is subject to the following two conditions:  
(1) This device may not cause interference; and  
(2) This device must accept any interference, including interference that may cause undesired operation of the device.  
Le présent appareil est conforme aux CNR d'Industrie Canada applicables aux appareils radio exempts de licence. L'exploitation est autorisée aux deux conditions suivantes :  
(1) l'appareil nedit pas produire de brouillage, et  
(2) l'utilisateur de l'appareil doit accepter tout brouillage radioélectrique subi, même si le brouillage est susceptible d'en compromettre le fonctionnement.

## Overview of Acknowledgements and License Texts for Open-Source Software

This product contains software licensed under an open-source license. A list providing an overview of acknowledgements and license texts for the open-source software used in this product can be found at [https://www.lighting.philips.com/prof/led-electronics/masterconnect-system/LEDELECTRCONN\\_CA/category](https://www.lighting.philips.com/prof/led-electronics/masterconnect-system/LEDELECTRCONN_CA/category).

## Disposal of the Product



Your product is designed and manufactured with high quality materials and components, which can be recycled and reused. When this crossed-out wheeled bin symbol is attached to a product, it means the product is covered by the European Directive 2012/19/EU.

Please inform yourself about the local waste disposal, separation and collection system for electrical and electronic products and packaging. Please act according to your local rules and do not dispose your old product and packaging with your normal household waste. The correct disposal of the packaging, your product and/or batteries will help prevent potential negative consequences for the environment and human health. Batteries should be disposed separately from the municipal waste stream via designated collection facilities. When disposing a product that contains non-user replaceable batteries, the non-user replaceable batteries shall be removed by a professional.

**Signify**

MC Gateway

9290 038 77406

