



Architectural MSD – single ended night colors

Architectural MSD

The high luminous efficacy and optimal lamp filling of the single ended Architectural MSD lamps create high beam intensity and excellent color rendering. While the compact arc of the lamp allows efficient beam control and high intensity. Ideal to illuminate architecture of all types at night.

Benefits

- High lumen output
- Low cost of ownership
- Excellent colors

Features

- High luminous efficacy
- Long life
- Optimal lamp filling

Application


- Display lighting
- Architectural lighting
- Studio and disco lighting
- Fibre-optic lighting

Warnings and Safety

- A lamp breaking is extremely unlikely to have any impact on your health. If a lamp breaks, ventilate the room for 30 minutes and remove the parts, preferably with gloves. Put them in a sealed plastic bag and take it to your local waste facilities for recycling. Do not use a vacuum cleaner.

Architectural MSD

Versions

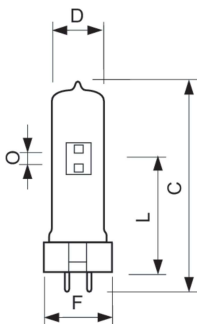
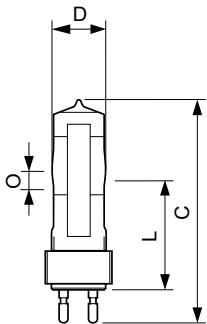


XPPR XDMSD 0013



XPPR_XDMSD_0007-Product photo

Dimensional drawing



Product	D (max)	O	L (min)	L (max)	L	C (max)	F (max)	F	F (min)
MSD	42.5	14.0	84 mm	86 mm	85	183 mm	54 mm	53	52 mm
1200.1CT/3	mm	mm			mm			mm	

Product	D (max)	O	L (min)	L (max)	L	C (max)	F (max)	F	F (min)
MSD 575	30 mm	8.0	64 mm	66 mm	65	125 mm	36 mm	35	34 mm
1CT/16		mm			mm			mm	

General Information	
Operating Position	UNIVERSAL
Light Technical	
Correlated Color Temperature (Nom)	6000 K
Color Code	-
Controls and Dimming	
Dimmable	No

General Information

Architectural MSD

Order Code	Full Product Name	Cap-Base
91135000	MSD 1200 1CT/3	G22

Order Code	Full Product Name	Cap-Base
91755000	MSD 575 1CT/16	GX9.5

Light Technical

Order Code	Full Product Name	Color rendering index (CRI)	Luminous Flux
91135000	MSD 1200 1CT/3	73	92,000 lm

Order Code	Full Product Name	Color rendering index (CRI)	Luminous Flux
91755000	MSD 575 1CT/16	72	43,000 lm

Operating and Electrical

Order Code	Full Product Name	Lamp Current (Nom)	Power Consumption
91135000	MSD 1200 1CT/3	13.8 A	1,200 W

Order Code	Full Product Name	Lamp Current (Nom)	Power Consumption
91755000	MSD 575 1CT/16	7.6 A	575 W

