



GreenPerform Waterproof G3: A high-performance, energy-efficient waterproof batten

GreenPerform Waterproof G3

GreenPerform Waterproof G3 is a superb choice for hard-working applications. Not only does it provide excellent optical performance, it also delivers substantial energy saving. And because it works seamlessly with IoT software like Interact, it also offers the option of customization, convenience, and data-driven insights.

Benefits

- Excellent energy savings
- Reliable choice, long serviceability
- Suitable for extensive applications
- Interact software and platforms

Features

- Up to 181lm/W (HE), and 160lm/W (general)
- 100,000 hours L70B50 @25°C
- IP66/IK08
- Up to -30°C ~ +60°C working temp. (HT version)
- Works with Interact IoT software and platform
- Superior optics (WB & Opal), SDCM 3

GreenPerform Waterproof G3

Application

- Parking Garages
- Manufacturing
- Warehouses

Warnings and Safety

- UV radiation will damage the material over time resulting in loss of waterproof sealing and IP65 rating.
- Do not install the luminaire in locations where it will be exposed to direct sunlight.

Specifications

Mounting type	Surface
	Suspended
Operating Temperature range	-30 to +50°C (@PSU)
Light Source	LED
Mains Voltage	220-240V / 50-60Hz
Dimming	PSD: DALI
	WIA: Wireless control, compatible with Interact Pro
	PSU: non-dimmable
	DIA: Dimmable via Dali, compatible with Interact
Control system input	DALI/Interact
Material	PC
Main color of the luminaire	RAL7035
Lumen maintenance at median useful life 50.000h	L90
Lumen maintenance at median useful life 100.000h	L70
Flicker / Pst / SVM	<4% / 0.5 / 0.4
Luminous flux	Up to 10000lm
Power consumption	8.1W to 62.5W

Luminaire efficacy	Up to 181lm/W
Correlated color temperature - CCT	4000K
Color Rendering index - CRI	6500K
Risk Group	81
Optical cover/lens material	RG0
Optical cover/lens finish	PC
Protection Class IEC61140	Opal
Mechanical impact protection	Clear
Ingress protection	Class I
Driver replaceable	IK08
Overall height	IP66
Overall length	Yes
	76mm
	665mm
Overall width	1215mm
	1515mm
	80mm
Installation	Suspension
	Surface

Versions



GreenPerform Waterproof EcoSet

L600



L1500

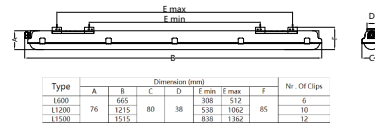
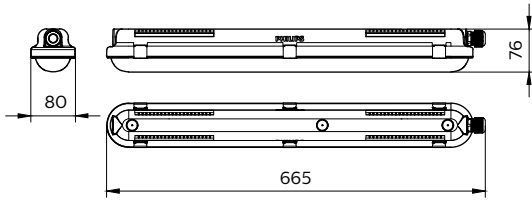


L1200

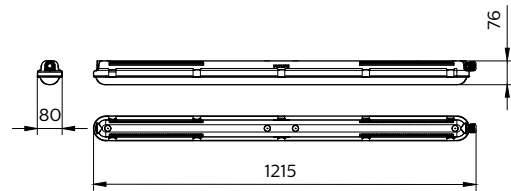
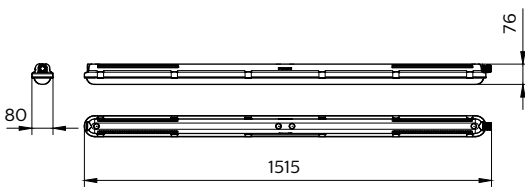
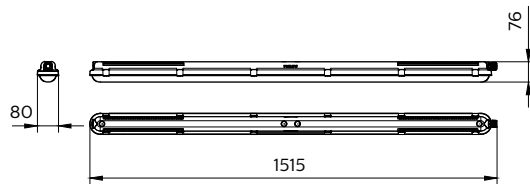
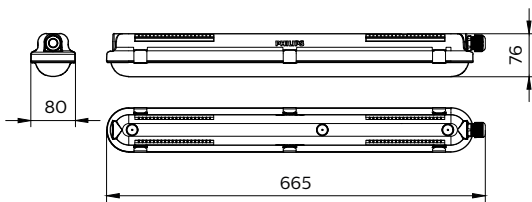
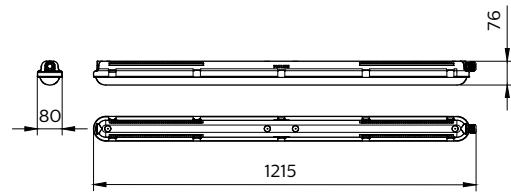
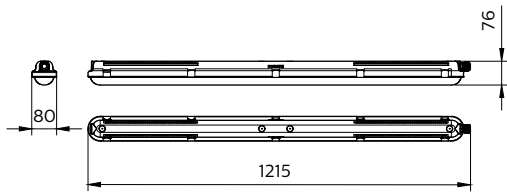


GreenPerform Waterproof G3

Dimensional drawing



Type	Dimensional (mm)						Nr. Of Clips
	A	B	C	D	E min	E max	
L600		665			308	512	6
L1200	76	1215	80	38	538	1062	10
L1500		1515			838	1362	12



GreenPerform Waterproof G3

General Information	
Service tag	Yes
Light Technical	
Optic type	-
Operating and Electrical	
Protection class IEC	Safety class I
Mechanical and Housing	
Housing Color	Gray
Mech. impact protection code	IK08
Ingress protection code	IP65
Approval and Application	
Ambient temperature range	-20 to +45 °C
CE mark	Yes
ENEC mark	-

General Information

Order Code	Full Product Name	Driver included	Light source Gear replaceable	Number of gear units
911401571091	WT198X LED20S/840 L1 S L600	Yes	EB -	1 unit
911401571591	WT198X LED20S/865 L1 S L600	Yes	EB -	1 unit
911401572091	WT198X LED19S/840 L1 S PCO L600	Yes	EB -	1 unit
911401549981	WT198X LED20S/840 WIA L600	-	- -	-
911401571191	WT198X LED27S/840 L1 S L1200	Yes	EB -	1 unit
911401571291	WT198X LED40S/840 L1 S L1200	Yes	EB -	1 unit
911401571691	WT198X LED27S/865 L1 S L1200	Yes	EB -	1 unit
911401571791	WT198X LED40S/865 L1 S L1200	Yes	EB -	1 unit
911401572191	WT198X LED26S/840 L1 S PCO L1200	Yes	EB -	1 unit
911401572291	WT198X LED38S/840 L1 S PCO L1200	Yes	EB -	1 unit
911401572691	WT198X LED26S/865 L1 S PCO L1200	Yes	EB -	1 unit
911401572791	WT198X LED38S/865 L1 S PCO L1200	Yes	EB -	1 unit
911401550281	WT198X LED60S/840 WIA L1500	-	- -	-
911401562761	WT198C LED27S/840 PSD L1200	Yes	- No	1 unit
911401562861	WT198C LED40S/840 PSD L1200	Yes	- No	1 unit
911401562961	WT198C LED60S/840 PSD L1500	Yes	- No	1 unit
911401563061	WT198C LED80S/840 PSD L1500	Yes	- No	1 unit
911401825580	WT198C LED19S/840 PSU L600	Yes	- No	1 unit
911401825680	WT198C LED27S/840 PSU L1200	Yes	- No	1 unit
911401825780	WT198C LED40S/840 PSU L1200	Yes	- No	1 unit
911401825880	WT198C LED60S/840 PSU L1500	Yes	- No	1 unit
911401825980	WT198C LED80S/840 PSU L1500	Yes	- No	1 unit
911401826080	WT198C LED18S/840 PSU PCO L600	Yes	- No	1 unit
911401826180	WT198C LED25S/840 PSU PCO L1200	Yes	- No	1 unit
911401826380	WT198C LED37S/840 PSU PCO L1200	Yes	- No	1 unit
911401826480	WT198C LED57S/840 PSU PCO L1500	Yes	- No	1 unit
911401826580	WT198C LED75S/840 PSU PCO L1500	Yes	- No	1 unit
911401550181	WT198X LED40S/840 WIA L1200	-	- -	-

Light Technical (1/2)

Order Code	Full Product Name	Beam angle of light source	Correlated Color Temperature (Nom)	Color rendering index (CRI)	Luminous Efficacy (rated) (Nom)	Order Code	Full Product Name	Beam angle of light source	Correlated Color Temperature (Nom)	Color rendering index (CRI)	Luminous Efficacy (rated) (Nom)
911401571091	WT198X LED20S/840 L1 S L600	-	4000 K	80	136.1 lm/W	911401571591	WT198X LED20S/865 L1 S L600	-	6500 K	80	136.1 lm/W

GreenPerform Waterproof G3

Order Code	Full Product Name	Beam angle of light source	Correlated Color Temperature (Nom)	Color rendering index (CRI)	Luminous Efficacy (rated) (Nom)
911401572091	WT198X LED19S/840 L1 S PCO L600	-	4000 K	80	129.3 lm/W
911401549981	WT198X LED20S/840 WIA L600	-	4000 K	>80	125 lm/W
911401571191	WT198X LED27S/840 L1 S L1200	-	4000 K	80	143.6 lm/W
911401571291	WT198X LED40S/840 L1 S L1200	-	4000 K	80	138.4 lm/W
911401571691	WT198X LED27S/865 L1 S L1200	-	6500 K	80	143.6 lm/W
911401571791	WT198X LED40S/865 L1 S L1200	-	6500 K	80	138.4 lm/W
911401572191	WT198X LED26S/840 L1 S PCO L1200	-	4000 K	80	138.3 lm/W
911401572291	WT198X LED38S/840 L1 S PCO L1200	-	4000 K	80	131.5 lm/W
911401572691	WT198X LED26S/865 L1 S PCO L1200	-	6500 K	80	138.3 lm/W
911401572791	WT198X LED38S/865 L1 S PCO L1200	-	6500 K	80	131.5 lm/W
911401550281	WT198X LED60S/840 WIA L1500	-	4000 K	>80	133 lm/W
911401562761	WT198C LED27S/840 PSD L1200	120 degree(s)	4000 K	>80	132 lm/W
911401562861	WT198C LED40S/840 PSD L1200	120 degree(s)	4000 K	>80	140 lm/W
911401562961	WT198C LED60S/840 PSD L1500	120 degree(s)	4000 K	>80	140 lm/W

Order Code	Full Product Name	Beam angle of light source	Correlated Color Temperature (Nom)	Color rendering index (CRI)	Luminous Efficacy (rated) (Nom)
911401563061	WT198C LED80S/840 PSD L1500	120 degree(s)	4000 K	>80	140 lm/W
911401825580	WT198C LED19S/840 PSU L600	120 degree(s)	4000 K	>80	127 lm/W
911401825680	WT198C LED27S/840 PSU L1200	120 degree(s)	4000 K	>80	132 lm/W
911401825780	WT198C LED40S/840 PSU L1200	120 degree(s)	4000 K	>80	140 lm/W
911401825880	WT198C LED60S/840 PSU L1500	120 degree(s)	4000 K	>80	140 lm/W
911401825980	WT198C LED80S/840 PSU L1500	120 degree(s)	4000 K	>80	140 lm/W
911401826080	WT198C LED18S/840 PSU PCO L600	120 degree(s)	4000 K	>80	121 lm/W
911401826180	WT198C LED25S/840 PSU PCO L1200	120 degree(s)	4000 K	>80	122 lm/W
911401826380	WT198C LED37S/840 PSU PCO L1200	120 degree(s)	4000 K	>80	128 lm/W
911401826480	WT198C LED57S/840 PSU PCO L1500	120 degree(s)	4000 K	>80	130 lm/W
911401826580	WT198C LED75S/840 PSU PCO L1500	120 degree(s)	4000 K	>80	133 lm/W
911401550181	WT198X LED40S/840 WIA L1200	-	4000 K	>80	133 lm/W

Light Technical (2/2)

Order Code	Full Product Name	Luminous Flux	Number of light sources
911401571091	WT198X LED20S/840 L1 S L600	2,000 lm	1
911401571591	WT198X LED20S/865 L1 S L600	2,000 lm	1

Order Code	Full Product Name	Luminous Flux	Number of light sources
911401572091	WT198X LED19S/840 L1 S PCO L600	1,900 lm	1
911401549981	WT198X LED20S/840 WIA L600	2,000 lm	-

GreenPerform Waterproof G3

Order Code	Full Product Name	Luminous Flux	Number of light sources
911401571191	WT198X LED27S/840 L1 S L1200	2,700 lm	1
911401571291	WT198X LED40S/840 L1 S L1200	4,000 lm	1
911401571691	WT198X LED27S/865 L1 S L1200	2,700 lm	1
911401571791	WT198X LED40S/865 L1 S L1200	4,000 lm	1
911401572191	WT198X LED26S/840 L1 S PCO L1200	2,600 lm	1
911401572291	WT198X LED38S/840 L1 S PCO L1200	3,800 lm	1
911401572691	WT198X LED26S/865 L1 S PCO L1200	2,600 lm	1
911401572791	WT198X LED38S/865 L1 S PCO L1200	3,800 lm	1
911401550281	WT198X LED60S/840 WIA L1500	6,000 lm	-
911401562761	WT198C LED27S/840 PSD L1200	2,700 lm	-
911401562861	WT198C LED40S/840 PSD L1200	4,000 lm	-
911401562961	WT198C LED60S/840 PSD L1500	6,000 lm	-

Order Code	Full Product Name	Luminous Flux	Number of light sources
911401563061	WT198C LED80S/840 PSD L1500	8,000 lm	-
911401825580	WT198C LED19S/840 PSU L600	1,900 lm	-
911401825680	WT198C LED27S/840 PSU L1200	2,700 lm	-
911401825780	WT198C LED40S/840 PSU L1200	4,000 lm	-
911401825880	WT198C LED60S/840 PSU L1500	6,000 lm	-
911401825980	WT198C LED80S/840 PSU L1500	8,000 lm	-
911401826080	WT198C LED18S/840 PSU PCO L600	1,800 lm	-
911401826180	WT198C LED25S/840 PSU PCO L1200	2,500 lm	-
911401826380	WT198C LED37S/840 PSU PCO L1200	3,700 lm	-
911401826480	WT198C LED57S/840 PSU PCO L1500	5,700 lm	-
911401826580	WT198C LED75S/840 PSU PCO L1500	7,500 lm	-
911401550181	WT198X LED40S/840 WIA L1200	4,000 lm	-

Operating and Electrical

Order Code	Full Product Name	Input Voltage	Line Frequency	Power Consumption	Suitable for random switching
911401571091	WT198X LED20S/840 L1 S L600	220 to 240 V	50 to 60 Hz	14.7 W	Yes
911401571591	WT198X LED20S/865 L1 S L600	220 to 240 V	50 to 60 Hz	14.7 W	Yes
911401572091	WT198X LED19S/840 L1 S PCO L600	220 to 240 V	50 to 60 Hz	14.7 W	Yes
911401549981	WT198X LED20S/840 WIA L600	220-240 V	50 or 60 Hz	16 W	-
911401571191	WT198X LED27S/840 L1 S L1200	220 to 240 V	50 to 60 Hz	18.8 W	Yes
911401571291	WT198X LED40S/840 L1 S L1200	220 to 240 V	50 to 60 Hz	28.9 W	Yes
911401571691	WT198X LED27S/865 L1 S L1200	220 to 240 V	50 to 60 Hz	18.8 W	Yes
911401571791	WT198X LED40S/865 L1 S L1200	220 to 240 V	50 to 60 Hz	28.9 W	Yes
911401572191	WT198X LED26S/840 L1 S PCO L1200	220 to 240 V	50 to 60 Hz	18.8 W	Yes
911401572291	WT198X LED38S/840 L1 S PCO L1200	220 to 240 V	50 to 60 Hz	28.9 W	Yes

Order Code	Full Product Name	Input Voltage	Line Frequency	Power Consumption	Suitable for random switching
911401572691	WT198X LED26S/865 L1 S PCO L1200	220 to 240 V	50 to 60 Hz	18.8 W	Yes
911401572791	WT198X LED38S/865 L1 S PCO L1200	220 to 240 V	50 to 60 Hz	28.9 W	Yes
911401550281	WT198X LED60S/840 WIA L1500	220-240 V	50 or 60 Hz	45 W	-
911401562761	WT198C LED27S/840 PSD L1200	220 to 240 V	50 or 60 Hz	20.5 W	Not applicable
911401562861	WT198C LED40S/840 PSD L1200	220 to 240 V	50 or 60 Hz	28.6 W	Not applicable
911401562961	WT198C LED60S/840 PSD L1500	220 to 240 V	50 or 60 Hz	42.7 W	Not applicable
911401563061	WT198C LED80S/840 PSD L1500	220 to 240 V	50 or 60 Hz	57.1 W	Not applicable
911401825580	WT198C LED19S/840 PSU L600	220 to 240 V	50 or 60 Hz	15 W	-
911401825680	WT198C LED27S/840 PSU L1200	220 to 240 V	50 or 60 Hz	20.5 W	-
911401825780	WT198C LED40S/840 PSU L1200	220 to 240 V	50 or 60 Hz	28.6 W	-

GreenPerform Waterproof G3

Order Code	Full Product Name	Input Voltage	Line Frequency	Power Consumption	Suitable for random switching
911401825880	WT198C LED60S/840 PSU L1500	220 to 240 V	50 or 60 Hz	42.7 W	-
911401825980	WT198C LED80S/840 PSU L1500	220 to 240 V	50 or 60 Hz	57 W	-
911401826080	WT198C LED18S/840 PSU PCO L600	220 to 240 V	50 or 60 Hz	15 W	-
911401826180	WT198C LED25S/840 PSU PCO L1200	220 to 240 V	50 or 60 Hz	20.5 W	-
911401826380	WT198C LED37S/840 PSU PCO L1200	220 to 240 V	50 or 60 Hz	28.6 W	-

Order Code	Full Product Name	Input Voltage	Line Frequency	Power Consumption	Suitable for random switching
911401826480	WT198C LED57S/840 PSU PCO L1500	220 to 240 V	50 or 60 Hz	42.7 W	-
911401826580	WT198C LED75S/840 PSU PCO L1500	220 to 240 V	50 or 60 Hz	57 W	-
911401550181	WT198X LED40S/840 WIA L1200	220-240 V	50 or 60 Hz	30 W	-

Controls and Dimming

Order Code	Full Product Name	Dimmable	Maximum dim level
911401571091	WT198X LED20S/840 L1 S L600	Step Dim	20%
911401571591	WT198X LED20S/865 L1 S L600	Step Dim	20%
911401572091	WT198X LED19S/840 L1 S PCO L600	Step Dim	20%
911401549981	WT198X LED20S/840 WIA L600	Yes	-
911401571191	WT198X LED27S/840 L1 S L1200	Wireless Dim	20%
911401571291	WT198X LED40S/840 L1 S L1200	Wireless Dim	20%
911401571691	WT198X LED27S/865 L1 S L1200	Wireless Dim	20%
911401571791	WT198X LED40S/865 L1 S L1200	Step Dim	20%
911401572191	WT198X LED26S/840 L1 S PCO L1200	Step Dim	20%
911401572291	WT198X LED38S/840 L1 S PCO L1200	Wireless Dim	20%
911401572691	WT198X LED26S/865 L1 S PCO L1200	Step Dim	20%
911401572791	WT198X LED38S/865 L1 S PCO L1200	Wireless Dim	20%
911401550281	WT198X LED60S/840 WIA L1500	Yes	-
911401562761	WT198C LED27S/840 PSD L1200	Yes	Not applicable

Order Code	Full Product Name	Dimmable	Maximum dim level
911401562861	WT198C LED40S/840 PSD L1200	Yes	Not applicable
911401562961	WT198C LED60S/840 PSD L1500	Yes	Not applicable
911401563061	WT198C LED80S/840 PSD L1500	Yes	Not applicable
911401825580	WT198C LED19S/840 PSU L600	No	Not applicable
911401825680	WT198C LED27S/840 PSU L1200	No	Not applicable
911401825780	WT198C LED40S/840 PSU L1200	No	Not applicable
911401825880	WT198C LED60S/840 PSU L1500	No	Not applicable
911401825980	WT198C LED80S/840 PSU L1500	No	Not applicable
911401826080	WT198C LED18S/840 PSU PCO L600	No	Not applicable
911401826180	WT198C LED25S/840 PSU PCO L1200	No	Not applicable
911401826380	WT198C LED37S/840 PSU PCO L1200	No	Not applicable
911401826480	WT198C LED57S/840 PSU PCO L1500	No	Not applicable
911401826580	WT198C LED75S/840 PSU PCO L1500	No	Not applicable
911401550181	WT198X LED40S/840 WIA L1200	Yes	-

Mechanical and Housing

Order Code	Full Product Name	Optical cover type
911401571091	WT198X LED20S/840 L1 S L600	Polycarbonate bowl/cover
911401571591	WT198X LED20S/865 L1 S L600	Polycarbonate bowl/cover
911401572091	WT198X LED19S/840 L1 S PCO L600	Polycarbonate bowl/cover
911401549981	WT198X LED20S/840 WIA L600	Acrylic bowl/cover frosted
911401571191	WT198X LED27S/840 L1 S L1200	Polycarbonate bowl/cover
911401571291	WT198X LED40S/840 L1 S L1200	Polycarbonate bowl/cover
911401571691	WT198X LED27S/865 L1 S L1200	Polycarbonate bowl/cover
911401571791	WT198X LED40S/865 L1 S L1200	Polycarbonate bowl/cover

Order Code	Full Product Name	Optical cover type
911401572191	WT198X LED26S/840 L1 S PCO L1200	Polycarbonate bowl/cover
911401572291	WT198X LED38S/840 L1 S PCO L1200	Polycarbonate bowl/cover
911401572691	WT198X LED26S/865 L1 S PCO L1200	Polycarbonate bowl/cover
911401572791	WT198X LED38S/865 L1 S PCO L1200	Polycarbonate bowl/cover
911401550281	WT198X LED60S/840 WIA L1500	Acrylic bowl/cover frosted
911401562761	WT198C LED27S/840 PSD L1200	-
911401562861	WT198C LED40S/840 PSD L1200	-
911401562961	WT198C LED60S/840 PSD L1500	-

GreenPerform Waterproof G3

Order Code	Full Product Name	Optical cover type
911401563061	WT198C LED80S/840 PSD L1500	-
911401825580	WT198C LED19S/840 PSU L600	-
911401825680	WT198C LED27S/840 PSU L1200	-
911401825780	WT198C LED40S/840 PSU L1200	-
911401825880	WT198C LED60S/840 PSU L1500	-
911401825980	WT198C LED80S/840 PSU L1500	-

Order Code	Full Product Name	Optical cover type
911401826080	WT198C LED18S/840 PSU PCO L600	-
911401826180	WT198C LED25S/840 PSU PCO L1200	-
911401826380	WT198C LED37S/840 PSU PCO L1200	-
911401826480	WT198C LED57S/840 PSU PCO L1500	-
911401826580	WT198C LED75S/840 PSU PCO L1500	-
911401550181	WT198X LED40S/840 WIA L1200	Acrylic bowl/cover frosted

Approval and Application

Order Code	Full Product Name	Flammability	
		mark	Glow-wire test
911401571091	WT198X LED20S/840 L1 S L600	-	Temperature 650 °C, duration 30 s
911401571591	WT198X LED20S/865 L1 S L600	-	Temperature 650 °C, duration 30 s
911401572091	WT198X LED19S/840 L1 S PCO L600	-	Temperature 650 °C, duration 30 s
911401549981	WT198X LED20S/840 WIA L600	For mounting on normally flammable surfaces	-
911401571191	WT198X LED27S/840 L1 S L1200	-	Temperature 650 °C, duration 30 s
911401571291	WT198X LED40S/840 L1 S L1200	-	Temperature 650 °C, duration 30 s
911401571691	WT198X LED27S/865 L1 S L1200	-	Temperature 650 °C, duration 30 s
911401571791	WT198X LED40S/865 L1 S L1200	-	Temperature 650 °C, duration 30 s
911401572191	WT198X LED26S/840 L1 S PCO L1200	-	Temperature 650 °C, duration 30 s
911401572291	WT198X LED38S/840 L1 S PCO L1200	-	Temperature 650 °C, duration 30 s
911401572691	WT198X LED26S/865 L1 S PCO L1200	-	Temperature 650 °C, duration 30 s
911401572791	WT198X LED38S/865 L1 S PCO L1200	-	Temperature 650 °C, duration 30 s
911401550281	WT198X LED60S/840 WIA L1500	For mounting on normally flammable surfaces	-
911401562761	WT198C LED27S/840 PSD L1200	-	Temperature 850 °C, duration 30 s

Order Code	Full Product Name	Flammability	
		mark	Glow-wire test
911401562861	WT198C LED40S/840 PSD L1200	-	Temperature 850 °C, duration 30 s
911401562961	WT198C LED60S/840 PSD L1500	-	Temperature 850 °C, duration 30 s
911401563061	WT198C LED80S/840 PSD L1500	-	Temperature 850 °C, duration 30 s
911401825580	WT198C LED19S/840 PSU L600	-	Temperature 850 °C, duration 30 s
911401825680	WT198C LED27S/840 PSU L1200	-	Temperature 850 °C, duration 30 s
911401825780	WT198C LED40S/840 PSU L1200	-	Temperature 850 °C, duration 30 s
911401825880	WT198C LED60S/840 PSU L1500	-	Temperature 850 °C, duration 30 s
911401825980	WT198C LED80S/840 PSU L1500	-	Temperature 850 °C, duration 30 s
911401826080	WT198C LED18S/840 PSU PCO L600	-	Temperature 850 °C, duration 30 s
911401826180	WT198C LED25S/840 PSU PCO L1200	-	Temperature 850 °C, duration 30 s
911401826380	WT198C LED37S/840 PSU PCO L1200	-	Temperature 850 °C, duration 30 s
911401826480	WT198C LED57S/840 PSU PCO L1500	-	Temperature 850 °C, duration 30 s
911401826580	WT198C LED75S/840 PSU PCO L1500	-	Temperature 850 °C, duration 30 s
911401550181	WT198X LED40S/840 WIA L1200	For mounting on normally flammable surfaces	-

Initial Performance (IEC Compliant)

Order Code	Full Product Name	Initial chromaticity	Luminous flux
			tolerance
911401571091	WT198X LED20S/840 L1 S L600	(0.38, 0.38) SDCM≤3	-10% / +10%

Order Code	Full Product Name	Initial chromaticity	Luminous flux
			tolerance
911401571591	WT198X LED20S/865 L1 S L600	(0.32, 0.33) SDCM≤3	-10% / +10%

GreenPerform Waterproof G3

Order Code	Full Product Name	Initial chromaticity	Luminous flux tolerance
911401572091	WT198X LED19S/840 L1 S PCO L600	(0.38, 0.38) SDCM≤3	-10% / +10%
911401549981	WT198X LED20S/840 WIA L600	(0.3742,0.3698) SDCM<3	+/-10%
911401571191	WT198X LED27S/840 L1 S L1200	(0.38, 0.38) SDCM≤3	-10% / +10%
911401571291	WT198X LED40S/840 L1 S L1200	(0.38, 0.38) SDCM≤3	-10% / +10%
911401571691	WT198X LED27S/865 L1 S L1200	(0.32, 0.33) SDCM≤3	-10% / +10%
911401571791	WT198X LED40S/865 L1 S L1200	(0.32, 0.33) SDCM≤3	-10% / +10%
911401572191	WT198X LED26S/840 L1 S PCO L1200	(0.38, 0.38) SDCM≤3	-10% / +10%
911401572291	WT198X LED38S/840 L1 S PCO L1200	(0.38, 0.38) SDCM≤3	-10% / +10%
911401572691	WT198X LED26S/865 L1 S PCO L1200	(0.32, 0.33) SDCM≤3	-10% / +10%
911401572791	WT198X LED38S/865 L1 S PCO L1200	(0.32, 0.33) SDCM≤3	-10% / +10%
911401550281	WT198X LED60S/840 WIA L1500	(0.3742,0.3698) SDCM<3	+/-10%
911401562761	WT198C LED27S/840 PSD L1200	(0.38,0.38)	+/-10%
911401562861	WT198C LED40S/840 PSD L1200	(0.38,0.38)	+/-10%

Order Code	Full Product Name	Initial chromaticity	Luminous flux tolerance
911401562961	WT198C LED60S/840 PSD L1500	(0.38,0.38)	+/-10%
911401563061	WT198C LED80S/840 PSD L1500	(0.38,0.38)	+/-10%
911401825580	WT198C LED19S/840 PSU L600	(0.38,0.38)	+/-10%
911401825680	WT198C LED27S/840 PSU L1200	(0.38,0.38)	+/-10%
911401825780	WT198C LED40S/840 PSU L1200	(0.38,0.38)	+/-10%
911401825880	WT198C LED60S/840 PSU L1500	(0.38,0.38)	+/-10%
911401825980	WT198C LED80S/840 PSU L1500	(0.38,0.38)	+/-10%
911401826080	WT198C LED18S/840 PSU PCO L600	(0.38,0.38)	+/-10%
911401826180	WT198C LED25S/840 PSU PCO L1200	(0.38,0.38)	+/-10%
911401826380	WT198C LED37S/840 PSU PCO L1200	(0.38,0.38)	+/-10%
911401826480	WT198C LED57S/840 PSU PCO L1500	(0.38,0.38)	+/-10%
911401826580	WT198C LED75S/840 PSU PCO L1500	(0.38,0.38)	+/-10%
911401550181	WT198X LED40S/840 WIA L1200	(0.3742,0.3698) SDCM<3	+/-10%

Over Time Performance (IEC Compliant)

Order Code	Full Product Name	Driver failure rate at 5000 h	Median useful life L80B50	Median useful life L90B50
911401571091	WT198X LED20S/840 L1 S L600	-	-	-
911401571591	WT198X LED20S/865 L1 S L600	-	-	-
911401572091	WT198X LED19S/840 L1 S PCO L600	-	-	-
911401549981	WT198X LED20S/840 WIA L600	-	-	-
911401571191	WT198X LED27S/840 L1 S L1200	-	-	-
911401571291	WT198X LED40S/840 L1 S L1200	-	-	-
911401571691	WT198X LED27S/865 L1 S L1200	-	-	-
911401571791	WT198X LED40S/865 L1 S L1200	-	-	-
911401572191	WT198X LED26S/840 L1 S PCO L1200	-	-	-

Order Code	Full Product Name	Driver failure rate at 5000 h	Median useful life L80B50	Median useful life L90B50
911401572291	WT198X LED38S/840 L1 S PCO L1200	-	-	-
911401572691	WT198X LED26S/865 L1 S PCO L1200	-	-	-
911401572791	WT198X LED38S/865 L1 S PCO L1200	-	-	-
911401550281	WT198X LED60S/840 WIA L1500	-	-	-
911401562761	WT198C LED27S/840 PSD L1200	0.01 %	42,000 hour(s)	20,000 hour(s)
911401562861	WT198C LED40S/840 PSD L1200	0.01 %	42,000 hour(s)	20,000 hour(s)
911401562961	WT198C LED60S/840 PSD L1500	0.01 %	42,000 hour(s)	20,000 hour(s)
911401563061	WT198C LED80S/840 PSD L1500	0.01 %	42,000 hour(s)	20,000 hour(s)
911401825580	WT198C LED19S/840 PSU L600	1 %	42,000 hour(s)	20,000 hour(s)

GreenPerform Waterproof G3

Order Code	Full Product Name	Driver failure rate at 5000 h	Median useful life L80B50	Median useful life L90B50
911401825680	WT198C LED27S/840 PSU L1200	1%	42,000 hour(s)	20,000 hour(s)
911401825780	WT198C LED40S/840 PSU L1200	1%	42,000 hour(s)	20,000 hour(s)
911401825880	WT198C LED60S/840 PSU L1500	1%	42,000 hour(s)	20,000 hour(s)
911401825980	WT198C LED80S/840 PSU L1500	1%	42,000 hour(s)	20,000 hour(s)
911401826080	WT198C LED18S/840 PSU PCO L600	1%	42,000 hour(s)	20,000 hour(s)

Order Code	Full Product Name	Driver failure rate at 5000 h	Median useful life L80B50	Median useful life L90B50
911401826180	WT198C LED25S/840 PSU PCO L1200	1%	42,000 hour(s)	20,000 hour(s)
911401826380	WT198C LED37S/840 PSU PCO L1200	1%	42,000 hour(s)	20,000 hour(s)
911401826480	WT198C LED57S/840 PSU PCO L1500	1%	42,000 hour(s)	20,000 hour(s)
911401826580	WT198C LED75S/840 PSU PCO L1500	1%	42,000 hour(s)	20,000 hour(s)
911401550181	WT198X LED40S/840 WIA L1200	-	-	-

