



# StoreFlow: a new concept in high-contrast aisle lighting

## StoreFlow

Philips StoreFlow is designed to provide an optimal light effect for shelf lighting or aisle lighting, so retailers can create an appealing ambience in-store. The organic, natural design of the luminaire blends easily into the shop environment, while the indirect PerfectAccent optics avoid glare and support a highly energy-efficient lighting installation. StoreFlow shelf lighting is made using bio-based plastics and offers easy serviceability of the LED, driver and optic, resulting in a low carbon footprint, thus meeting the requirements of a circular product. This high-contrast lighting is available with a single-spot head (ST761T) that's ideal for the peripheral areas of the shop, or as a double-spot head (ST762T) version, which is perfect for aisle lighting.

### Benefits

- Optimal light effect for shelves and aisles: eye-level products stand out while the rest of the shelf is evenly lit with no unnecessary light on the floor
- Avoids shopper distraction with PerfectAccent indirect optics to reduce glare
- The compact luminaire design blends easily into store layouts
- StoreFlow can reduce your carbon footprint: the housing is made of bio-based plastics, and easy component replacement and system integration supports circular lighting

## Features

- 340° rotation and +/- 15° tilt (with angle indication) for perfect, consistent light targeting
- Single or double spot head versions to light peripheral areas of the shop as well as general aisles in the centre
- High luminaire efficacy – even with CRI 90 LEDs
- Removable covers for easy maintenance and optic, driver and LED upgrades
- Wireless or DALI-based controls to fine-tune light levels

## Application

- Convenience stores
- Supermarkets and hypermarkets
- Large retail formats

## Warnings and Safety

- Cleaning of the optic should only be done with pressurized air. Touching the LED or reflector is forbidden.
- During maintenance, the product must be switched off and cooled down
- The product must be installed out of arm's reach. Manipulating the product when hot is only possible with an insulated glove
- With regards to damage factor, LED luminaires offer an improvement over conventional light sources, but may still cause colour fading because even with no IR or UV in the light beam, light itself is a source of energy. To minimise the risk, avoid light levels over 1000 lx.
- ST761T Storeflow with 1 spothead should always be installed in line with the track if a suspension wire is used. Installation under an angle is only allowed on a track with rigid suspension to avoid tilting the track

## Versions

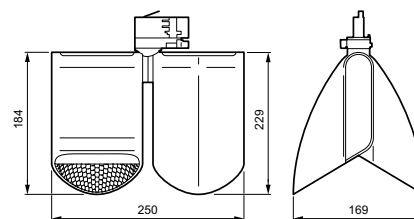
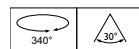
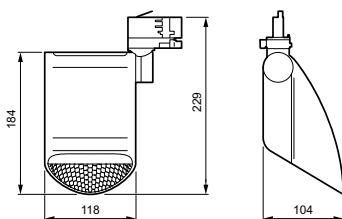
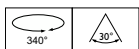


StoreFlow Double Spothead  
ST762T in black



StoreFlow Single Spothead ST761T  
in black

## Dimensional drawing



Product details



StoreFlow Double Spothead  
ST762T frontview black



StoreFlow is easy to service due to  
its removable covers



StoreFlow Single Spothead ST761T  
sideview black



Tilt indications make consistent  
aiming of multiple spotheads easy



StoreFlow Single Spothead ST761T  
frontview black



StoreFlow Double Spothead  
ST762T sideview black

General Information	
Driver included	Yes
Light source replaceable	No
Service Tag	Yes
Light Technical	
Beam angle of light source	120 degree(s)
Correlated Colour Temperature (Nom)	3000 K
Colour rendering index (CRI)	>90
Luminous efficacy (rated) (nom.)	123 lm/W
Operating and Electrical	
Protection class IEC	Safety class II
Input Voltage	220 to 240 V
Line Frequency	50 to 60 Hz
Suitable for random switching	No
Controls and Dimming	
Dimmable	Yes
Maximum dim level	1%
Mechanical and Housing	
Housing Colour	Black
Mech. impact protection code	IK02
Ingress protection code	IP20
Approval and Application	
Ambient temperature range	+10 to +35 °C
CE mark	Yes
ENEC mark	ENEC mark
Flammability mark	For mounting on normally flammable surfaces
Glow-wire test	Temperature 650 °C, duration 30 s
Flickering value (PstLM)	1
Stroboscopic effect	0.5
Initial Performance (IEC Compliant)	
Initial chromaticity	(0.422,0.386)<2
Luminous flux tolerance	+/-10%

General Information

Order Code	Full Product Name	Number of gear units
910505102415	ST762T 49S/PW930 DIA BK	2 units
910505102414	ST761T 49S/PW930 DIA BK	Unit

Light Technical

Order Code	Full Product Name	Luminous Flux	Optic type
910505102415	ST762T 49S/PW930 DIA BK	9,400 lm	Double asymmetric optic

Order Code	Full Product Name	Luminous Flux	Optic type
910505102414	ST761T 49S/PW930 DIA BK	4,700 lm	Assymetric beam angle

Operating and Electrical

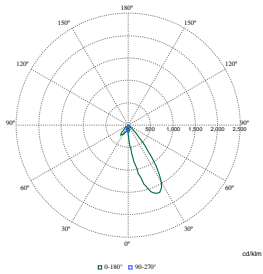
Order Code	Full Product Name	Power Consumption
910505102415	ST762T 49S/PW930 DIA BK	77 W

Order Code	Full Product Name	Power Consumption
910505102414	ST761T 49S/PW930 DIA BK	38.5 W

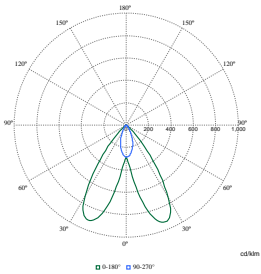
Product Data

Order Code	Full Product Name	Product family code	Order Code	Full Product Name	Product family code
910505102415	ST762T 49S/PW930 DIA BK	ST762T	910505102414	ST761T 49S/PW930 DIA BK	ST761T

Polar Wide Diagrams



Polar Normal (separate) - ST760TI - 910505102414



Polar Normal (separate) - ST760TI - 910505102415

