



Install smarter, finish sooner Choose long-lasting reliability and performance

CoreLine Projector gen2

The well-known CoreLine Projector with its latest generation has undergone important design and performance improvement, raising the bar even higher and setting a new standard for track projectors used in retail and hospitality applications.

Benefits

- Reduced operating costs thanks to energy savings and longer lifetime
- Great accent lighting affect thanks to strong light output delivered in a high quality manner with lens optics
- Clean, simple finish and compact design ensure CoreLine Projector blends into all types of interiors in an unobtrusive way
- Robust design and long luminaire lifetime for a lighting installation that you can rely on
- Track mounted projector compatible with numerous 3 circuit tracks comes with tool-less installation and aiming possibility allowing a hassle-free installation
- Track mounted projectors provide a flexible lighting installation that can accommodate changes in the room or furniture layout

CoreLine Projector gen2

Features

- Unobtrusive and compact design in White (RAL9003) or Black (RAL9004) finish
- 25 degree (accent flood) or 38 degree (accent wide flood) beam spread choices
- Installed light output of 3000 lumens
- Correlated Color Temperature of 3000K or 4000K
- Energy efficiency of up to 110 lm/w
- Color Rendering Index of >90
- Onboard Driver integrated in the spot head instead of a track driver, allowing installation of spots with minimal gap in between
- Small track adaptor with phase selector (3 phases) that fit to numerous 3 circuit track types
- Tool free mounting and aiming with 0-90 degrees tilt and 0-355 degrees pan bandwidth providing ease of installation
- Robust and high quality construction with metal housing and hinge ensures a lighting installation that you can rely on
- 50k hours installation life time (L70B50)
- CE and ENEC certified
- UKCA marking included for Great Britain

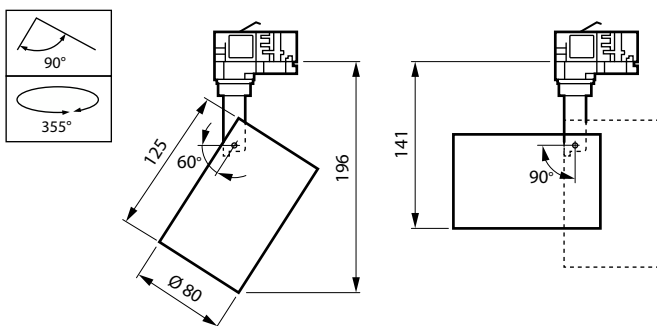
Application

- Small/local Food and Fashion stores
- Small/local hospitality areas
- General Indoor where accent lighting is needed
- Shops
- Restaurants
- Atriums
- Lobbies and Halls
- Foyers
- Corridors
- Hotels

Warnings and Safety

- The luminaire should be mounted outside of arm's reach
- The luminaire should be installed by a qualified electrician and wired in accordance with the latest IEE electrical regulations or the national requirements

Dimensional drawing



CoreLine Projector gen2

Product details



PHL-CoreLine-Projector-DPP.tif



CoreLine Projector gen2 Detail
Photo 1 White



CoreLine Projector gen2 Detail
Photo 2 Black



CoreLine Projector gen2 Detail
Photo 1 Black



CoreLine Projector gen2 Detail
Photo 2 White

CoreLine Projector gen2

General Information

Driver included	Yes
Light source replaceable	No
Number of gear units	1 unit

Light Technical

Color rendering index (CRI)	>90
Luminous Flux	3,000 lm

Operating and Electrical

Protection class IEC	Safety class I
Input Voltage	220 to 240 V
Line Frequency	50 or 60 Hz
Suitable for random switching	No

Controls and Dimming

Dimmable	No
Maximum dim level	Not applicable

Mechanical and Housing

Mech. impact protection code	IK03
Ingress protection code	IP20

Approval and Application

Ambient temperature range	-20 to +40 °C
CE mark	Yes
ENEC mark	ENEC mark
Flammability mark	-
Glow-wire test	Temperature 650 °C, duration 30 s
Flickering value (PstLM) - Flickering value as per EN 61000-3-3	1
Stroboscopic effect visibility measure (SVM)	1.6

Initial Performance (IEC Compliant)

Luminous flux tolerance	+/-10%
-------------------------	--------

Light Technical

Order Code	Full Product Name	Beam angle of light source	Correlated Color	Luminous	Optic type
			Temperature (Nom)	Efficacy (rated) (Nom)	
52857499	ST151T LED30S/930 MB WH	25 degree(s)	3000 K	100 lm/W	Medium beam
52858199	ST151T LED30S/940 MB WH	25 degree(s)	4000 K	110 lm/W	Wide beam
52861199	ST151T LED30S/930 WB WH	38 degree(s)	3000 K	100 lm/W	Wide beam
52862899	ST151T LED30S/940 WB WH	38 degree(s)	4000 K	110 lm/W	Wide beam
52855099	ST151T LED30S/930 MB BK	25 degree(s)	3000 K	100 lm/W	Medium beam
52856799	ST151T LED30S/940 MB BK	25 degree(s)	4000 K	110 lm/W	Medium beam
52859899	ST151T LED30S/930 WB BK	38 degree(s)	3000 K	100 lm/W	Wide beam
52860499	ST151T LED30S/940 WB BK	38 degree(s)	4000 K	110 lm/W	Wide beam

Operating and Electrical

Order Code	Full Product Name	Power Consumption
52857499	ST151T LED30S/930 MB WH	30 W
52858199	ST151T LED30S/940 MB WH	27 W
52861199	ST151T LED30S/930 WB WH	30 W
52862899	ST151T LED30S/940 WB WH	27 W

Order Code	Full Product Name	Power Consumption
52855099	ST151T LED30S/930 MB BK	30 W
52856799	ST151T LED30S/940 MB BK	27 W
52859899	ST151T LED30S/930 WB BK	30 W
52860499	ST151T LED30S/940 WB BK	27 W

Mechanical and Housing

Order Code	Full Product Name	Housing Color
52857499	ST151T LED30S/930 MB WH	White
52858199	ST151T LED30S/940 MB WH	White
52861199	ST151T LED30S/930 WB WH	White
52862899	ST151T LED30S/940 WB WH	White

Order Code	Full Product Name	Housing Color
52855099	ST151T LED30S/930 MB BK	Black
52856799	ST151T LED30S/940 MB BK	Black
52859899	ST151T LED30S/930 WB BK	Black

CoreLine Projector gen2

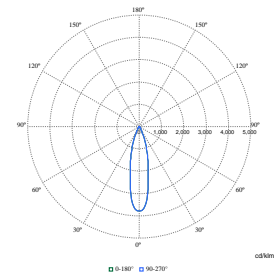
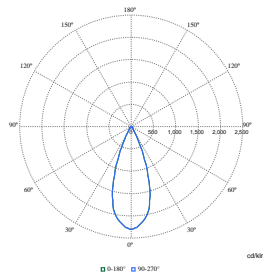
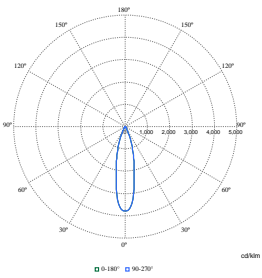
Order Code	Full Product Name	Housing Color
52860499	ST151T LED30S/940 WB BK	Black

Initial Performance (IEC Compliant)

Order Code	Full Product Name	Initial chromaticity
52857499	ST151T LED30S/930 MB WH	(0.4355, 0.4045) SDCM <4
52858199	ST151T LED30S/940 MB WH	(0.3837, 0.3828) SDCM <4
52861199	ST151T LED30S/930 WB WH	(0.4355, 0.4045) SDCM <4
52862899	ST151T LED30S/940 WB WH	(0.3837, 0.3828) SDCM <4

Order Code	Full Product Name	Initial chromaticity
52855099	ST151T LED30S/930 MB BK	(0.4355, 0.4045) SDCM <4
52856799	ST151T LED30S/940 MB BK	(0.3837, 0.3828) SDCM <4
52859899	ST151T LED30S/930 WB BK	(0.4355, 0.4045) SDCM <4
52860499	ST151T LED30S/940 WB BK	(0.3837, 0.3828) SDCM <4

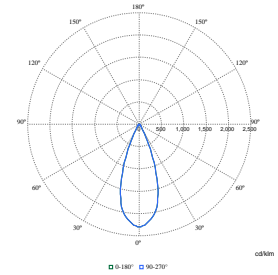
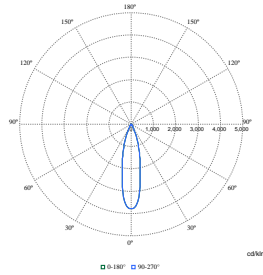
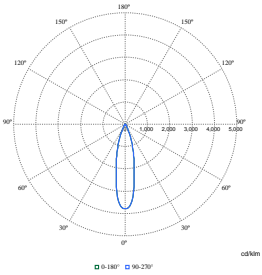
Polar Wide Diagrams



Polar Normal (separate) - 911401846582

Polar Normal (separate) - 911401847182

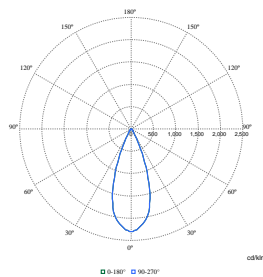
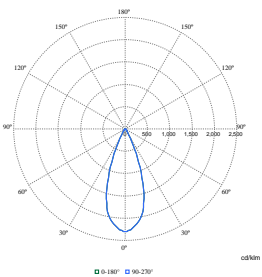
Polar Normal (separate) - 911401846682



Polar Normal (separate) - 911401846782

Polar Normal (separate) - 911401846882

Polar Normal (separate) - 911401846982



Polar Normal (separate) - 911401847082

Polar Normal (separate) - 911401847282

CoreLine Projector gen2

