



# Flexible and Elegant

## SlimBalance G3

SlimBalance G3 SP570P is a flexible linear office offer which fits a variety of spaces like office, education. It offers flexible width of 35/60/90/120mm and length of 600/1200/1500mm to fit multiple applications. Geometric shapes help further create differentiated space. By means of its special designed structure, it offers quick and easy installation and maintenance. UGR19 is available for certain types through customized solution to provide a better visual comfort office environment.

### Benefits

- High lm/w provides better energy saving
- Flexible width offers the feasibility to fit multiple ceiling spaces
- Dali and Interact interfaces available for easy system control
- Low UGR offer for visual comfort
- Multiple mounting installations and geometric shapes to cater for various applications
- Easy installation mechanism and modular design help save installation and maintenance time

### Features

- System efficiency: max 130lm/W
- Product width with 35/60/90/120mm options
- CRI 80 and 90 available
- Lifetime: 50k hours (L70@ta=25deg)
- UGR19 available for certain types through customized solution
- Easy 'Slide and Click' mechanism for quick continuous installation

### Application

- Open plan office
- Public indoor area
- Meeting/Training room
- Library

### Specifications

# SlimBalance G3

<b>Ceiling type</b>	Open ceiling office for suspension installation
	Plaster board ceiling for recessed installation and surface mounted installation
<b>Mains Voltage</b>	220-240V / 50 - 60Hz
<b>Dimming</b>	PSU: non-dimmable
	PSD: Dimmable via Dali-broadcasting
	WIA: Wireless control, compatible with Interact
	SIA: Wireless control, compatible with SNS210 sensor
<b>Control system input</b>	Dali
<b>Integrated sensors</b>	SNS210 available for SIA version
<b>Material</b>	Extrusion aluminium
<b>Luminaire efficacy</b>	130lm/w


<b>Correlated color temperature - CCT</b>	840
<b>Color Rendering index - CRI</b>	840, 940
<b>Optic</b>	UGR19 is available through lens design
<b>Ingress protection</b>	IP20
<b>Driver replaceable</b>	Yes
<b>UGR</b>	19 is available through lens design
<b>Installation</b>	Suspension
	Recessed
	Surface mounted

## Versions



# SlimBalance G3


## Dimensional drawing



SP570 W6L120 SD shop drawing



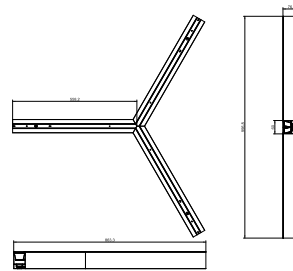
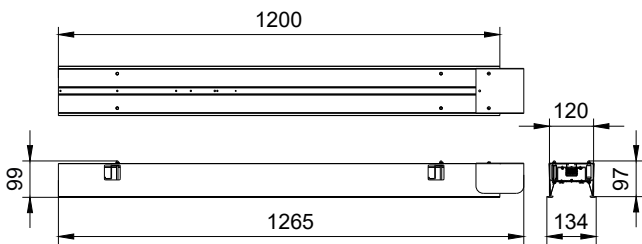
SP570 W6L150 CD shop drawing




SP570 W6L120 SD shop drawing



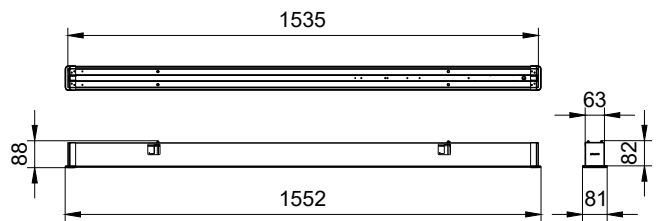
SP570 W6L120 CD shop drawing



SP570 L60W6 Y shop drawing




SP570 W9L120 SD shop drawing


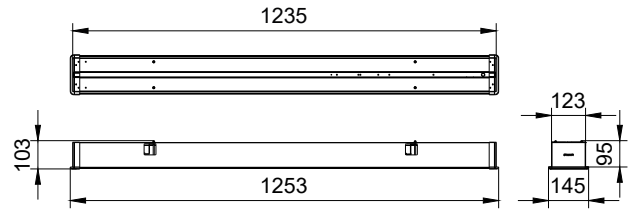


# SlimBalance G3


## Dimensional drawing



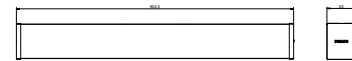
SP570 W6L60 SD shop drawing



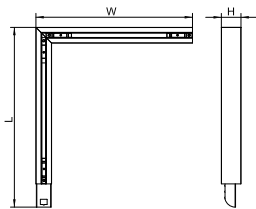
SP570 W6L150 SD shop drawing



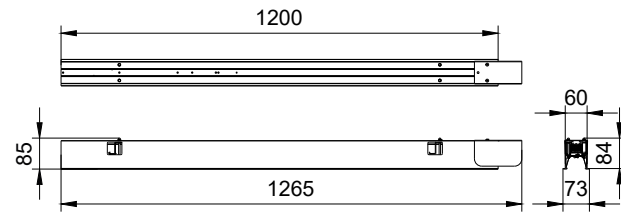
SP570 W6L60 SD shop drawing



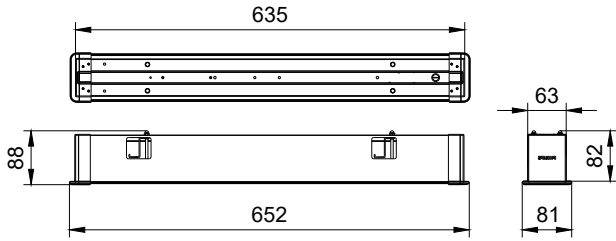
SP570 W6L60 SD shop drawing



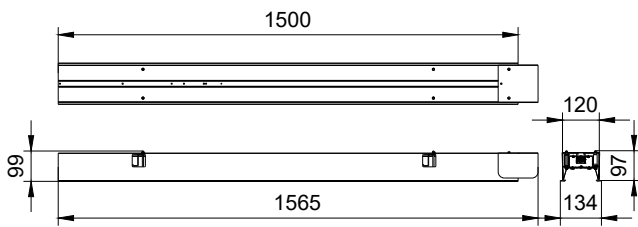
Product Type	Length (mm)	Width (mm)	Height (mm)
SP570	1235	60	85
L60W6 LC	665	60	7.52
L60W6 LC	665	60	8.32
L60W11 LC	665	60	8.32



Dimensional drawing

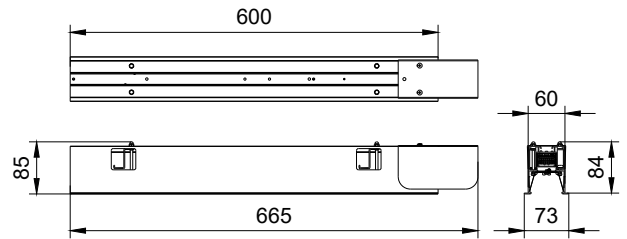


SP570 W9L120 CD shop drawing

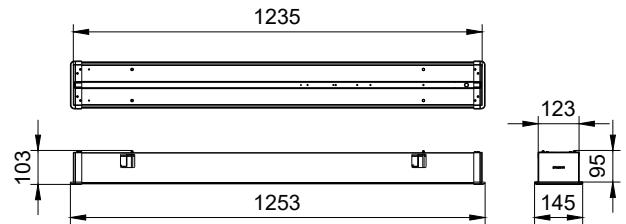


SP570 W6L60 SD shop drawing

SP570 W9L120 SD shop drawing




SP570 W6L120 CD shop drawing

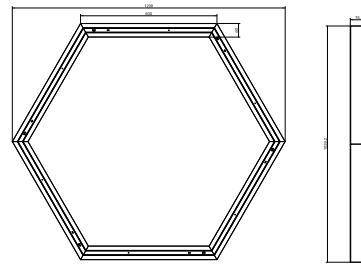


# SlimBalance G3

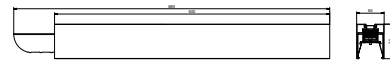
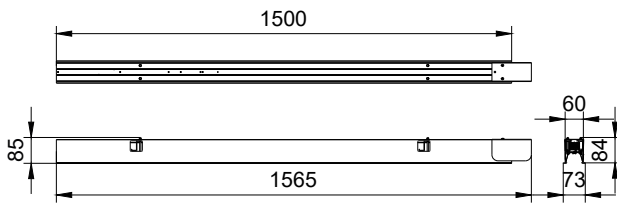
## Dimensional drawing



SP570 W6L60 SD shop drawing



SP570 L60W6 HEX shop drawing



SP570 W6L60 SD shop drawing

## Product details

SlimBalance G3



SlimBalance G3



SlimBalance G3



SlimBalance G3



SlimBalance G3



SlimBalance G3



# SlimBalance G3

## Product details

### SlimBalance G3



General Information	
Gear	-
Operating and Electrical	
Protection class IEC	Safety class I
Line Frequency	50 or 60 Hz
Mechanical and Housing	
Mech. impact protection code	IK03
Ingress protection code	IP20
Approval and Application	
CE mark	Yes
ENEC mark	-
Glow-wire test	Temperature 650 °C, duration 30 s

### General Information

Order Code	Full Product Name	Driver included	Number of gear units	Service tag
911401502043	SP570X LED40/940 L120W6 SD L1 W	Yes	1 unit	-
911401534842	SP570P LED50/840 L150W6 SD PSU	Yes	1 unit	Yes
911401534942	SP570P LED31/840 L150W6 SD PSU	Yes	1 unit	Yes
911401536242	SP570P LED50/940 L150W6 SD PSD	Yes	1 unit	Yes
911401536742	SM570C LED50/840 L150W6 SD PSU	Yes	1 unit	Yes
911401537342	SP570P LED50/840 L150W6 CD PSU	Yes	1 unit	Yes
911401537442	SP570P LED31/840 L150W6 CD PSU	Yes	1 unit	Yes
911401538642	SP570P LED50/940 L150W6 CD PSD	Yes	1 unit	Yes
911401539142	SM570C LED50/840 L150W6 CD PSU	Yes	1 unit	Yes
911401539542	SP571P LED50/840 L150W6 SD PSU	Yes	1 unit	Yes
911401540342	SP571P LED50/840 L150W6 CD PSU	Yes	1 unit	Yes
911401534642	SP570P LED40/840 L120W6 SD PSU	Yes	1 unit	Yes
911401534742	SP570P LED25/840 L120W6 SD PSU	Yes	1 unit	Yes
911401536142	SP570P LED40/940 L120W6 SD PSD	Yes	1 unit	Yes
911401536542	SM570C LED40/840 L120W6 SD PSU	Yes	1 unit	Yes
911401537142	SP570P LED40/840 L120W6 CD PSU	Yes	1 unit	Yes
911401537242	SP570P LED25/840 L120W6 CD PSU	Yes	1 unit	Yes
911401538542	SP570P LED40/940 L120W6 CD PSD	Yes	1 unit	Yes
911401538942	SM570C LED40/840 L120W6 CD PSU	Yes	1 unit	Yes
911401539442	SP571P LED40/840 L120W6 SD PSU	Yes	1 unit	Yes
911401540142	SP571P LED40/840 L120W6 CD PSU	Yes	1 unit	Yes
911401502343	SP570X LED40/940 L120W6 CD L1 W	Yes	1 unit	-
911401534442	SP570P LED20/840 L60W6 SD PSU	Yes	1 unit	Yes
911401534542	SP570P LED12/840 L60W6 SD PSU	Yes	1 unit	Yes
911401536042	SP570P LED20/940 L60W6 SD PSD	Yes	1 unit	Yes
911401536342	SM570C LED20/840 L60W6 SD PSU	Yes	1 unit	Yes
911401536942	SP570P LED20/840 L60W6 CD PSU	Yes	1 unit	Yes
911401537042	SP570P LED12/840 L60W6 CD PSU	Yes	1 unit	Yes
911401538442	SP570P LED20/940 L60W6 CD PSD	Yes	1 unit	Yes
911401538742	SM570C LED20/840 L60W6 CD PSU	Yes	1 unit	Yes
911401539342	SP571P LED20/840 L60W6 SD PSU	Yes	1 unit	Yes
911401539942	SP571P LED20/840 L60W6 CD PSU	Yes	1 unit	Yes
911401540042	SP571P LED12/840 L60W6 CD PSU	Yes	1 unit	Yes
911401568942	RC570B LED40/840 L120W12 SD PSU	-	-	Yes
911401569842	RC570B LED40/940 L120W12 SD PSD	-	-	Yes
911401570242	RC570B LED40/840 L120W12 CD PSU	-	-	Yes
911401570342	RC570B LED25/840 L120W12 CD PSU	-	-	Yes
911401571342	RC570X LED40/940 L120W12 SD WIA	-	-	Yes
911401571442	RC570X LED40/940 L120W12 CD WIA	-	-	Yes
911401571642	RC570B LED40/940 L120W12 CD PSD	-	-	Yes

Order Code	Full Product Name	Driver included	Number of gear units	Service tag
911401540942	SP570P LED40/840 L120W9 SD PSU	Yes	1 unit	Yes
911401541042	SP570P LED25/840 L120W9 SD PSU	Yes	1 unit	Yes
911401542342	SP570P LED40/940 L120W9 SD PSD	Yes	1 unit	Yes
911401542742	SM570C LED40/840 L120W9 SD PSU	Yes	1 unit	Yes
911401543342	SP570P LED40/840 L120W9 CD PSU	Yes	1 unit	Yes
911401543442	SP570P LED25/840 L120W9 CD PSU	Yes	1 unit	Yes
911401544742	SP570P LED40/940 L120W9 CD PSD	Yes	1 unit	Yes
911401545142	SM570C LED40/840 L120W9 CD PSU	Yes	1 unit	Yes
911401545742	SP571P LED40/840 L120W9 SD PSU	Yes	1 unit	Yes
911401546642	SP571P LED40/840 L120W9 CD PSU	Yes	1 unit	Yes
911401502243	SP570X LED20/940 L60W6 CD L1 W	Yes	1 unit	-
911401547542	SP570P LED50/840 L150W12 SD PSU	Yes	1 unit	Yes
911401548442	SP570P LED50/940 L150W12 SD PSD	Yes	1 unit	Yes
911401548942	SM570C LED50/840 L150W12 SD PSU	Yes	1 unit	Yes
911401549542	SP570P LED50/840 L150W12 CD PSU	Yes	1 unit	Yes
911401549642	SP570P LED31/840 L150W12 CD PSU	Yes	1 unit	Yes
911401550842	SP570P LED50/940 L150W12 CD PSD	Yes	1 unit	Yes
911401551342	SM570C LED50/840 L150W12 CD PSU	Yes	1 unit	Yes
911401551742	SP571P LED50/840 L150W12 SD PSU	Yes	1 unit	Yes
911401552342	SP571P LED50/840 L150W12 CD PSU	Yes	1 unit	Yes
911401501943	SP570X LED20/940 L60W6 SD L1 W	Yes	1 unit	-
911401572042	RC570B LED40/940 L60W6 PSD LC	-	-	Yes
911401574042	RC570B LED40/840 L60W6 PSU LC	-	-	Yes
911401566042	RC570B LED50/840 L150W6 SD PSU	-	-	Yes
911401566942	RC570B LED50/940 L150W6 SD PSD	-	-	Yes
911401567442	RC570B LED50/840 L150W6 CD PSU	-	-	Yes
911401567542	RC570B LED31/840 L150W6 CD PSU	-	-	Yes
911401568742	RC570B LED50/940 L150W6 CD PSD	-	-	Yes
911401569342	RC570B LED50/9TW L150W6 SD PSD	-	-	Yes
911401569642	RC570B LED50/9TW L150W6 CD PSD	-	-	Yes
911401570942	RC570X LED50/940 L150W6 SD WIA	-	-	Yes
911401571242	RC570X LED50/940 L150W6 CD WIA	-	-	Yes
911401504443	SP570X LED40/940 L120W9 SD L1 W	Yes	1 unit	-
911401547442	SP570P LED40/840 L120W12 SD PSU	Yes	1 unit	Yes
911401548342	SP570P LED40/940 L120W12 SD PSD	Yes	1 unit	Yes
911401548742	SM570C LED40/840 L120W12 SD PSU	Yes	1 unit	Yes
911401549342	SP570P LED40/840 L120W12 CD PSU	Yes	1 unit	Yes
911401549442	SP570P LED25/840 L120W12 CD PSU	Yes	1 unit	Yes
911401550742	SP570P LED40/940 L120W12 CD PSD	Yes	1 unit	Yes
911401551142	SM570C LED40/840 L120W12 CD PSU	Yes	1 unit	Yes
911401551642	SP571P LED40/840 L120W12 SD PSU	Yes	1 unit	Yes
911401552242	SP571P LED40/840 L120W12 CD PSU	Yes	1 unit	Yes
911401569042	RC570B LED50/840 L150W12 SD PSU	-	-	Yes
911401569942	RC570B LED50/940 L150W12 SD PSD	-	-	Yes
911401570442	RC570B LED50/840 L150W12 CD PSU	-	-	Yes
911401570542	RC570B LED31/840 L150W12 CD PSU	-	-	Yes
911401571742	RC570B LED50/940 L150W12 CD PSD	-	-	Yes
911401541142	SP570P LED50/840 L150W9 SD PSU	Yes	1 unit	Yes
911401541242	SP570P LED31/840 L150W9 SD PSU	Yes	1 unit	Yes
911401542442	SP570P LED50/940 L150W9 SD PSD	Yes	1 unit	Yes
911401542942	SM570C LED50/840 L150W9 SD PSU	Yes	1 unit	Yes
911401543542	SP570P LED50/840 L150W9 CD PSU	Yes	1 unit	Yes

Order Code	Full Product Name	Driver included	Number of gear units	Service tag
911401543642	SP570P LED31/840 L150W9 CD PSU	Yes	1 unit	Yes
911401544842	SP570P LED50/940 L150W9 CD PSD	Yes	1 unit	Yes
911401545342	SM570C LED50/840 L150W9 CD PSU	Yes	1 unit	Yes
911401545942	SP571P LED50/840 L150W9 SD PSU	Yes	1 unit	Yes
911401546842	SP571P LED50/840 L150W9 CD PSU	Yes	1 unit	Yes
911401504543	SP570X LED40/940 L120W9 CD L1 W	Yes	1 unit	-
911401565942	RC570B LED40/840 L120W6 SD PSU	-	-	Yes
911401566842	RC570B LED40/940 L120W6 SD PSD	-	-	Yes
911401567242	RC570B LED40/840 L120W6 CD PSU	-	-	Yes
911401567342	RC570B LED25/840 L120W6 CD PSU	-	-	Yes
911401568642	RC570B LED40/940 L120W6 CD PSD	-	-	Yes
911401569242	RC570B LED40/9TW L120W6 SD PSD	-	-	Yes
911401569542	RC570B LED40/9TW L120W6 CD PSD	-	-	Yes
911401570842	RC570X LED40/940 L120W6 SD WIA	-	-	Yes
911401571142	RC570X LED40/940 L120W6 CD WIA	-	-	Yes
911401540742	SP570P LED20/840 L60W9 SD PSU	Yes	1 unit	Yes
911401540842	SP570P LED12/840 L60W9 SD PSU	Yes	1 unit	Yes
911401542242	SP570P LED20/940 L60W9 SD PSD	Yes	1 unit	Yes
911401542542	SM570C LED20/840 L60W9 SD PSU	Yes	1 unit	Yes
911401543142	SP570P LED20/840 L60W9 CD PSU	Yes	1 unit	Yes
911401543242	SP570P LED12/840 L60W9 CD PSU	Yes	1 unit	Yes
911401544642	SP570P LED20/940 L60W9 CD PSD	Yes	1 unit	Yes
911401544942	SM570C LED20/840 L60W9 CD PSU	Yes	1 unit	Yes
911401545542	SP571P LED20/840 L60W9 SD PSU	Yes	1 unit	Yes
911401545642	SP571P LED12/840 L60W9 SD PSU	Yes	1 unit	Yes
911401546442	SP571P LED20/840 L60W9 CD PSU	Yes	1 unit	Yes
911401546542	SP571P LED12/840 L60W9 CD PSU	Yes	1 unit	Yes
911401554843	SP570P LED60/840 L60W6 PSD Y	Yes	-	Yes
911401565842	RC570B LED20/840 L60W6 SD PSU	-	-	Yes
911401566742	RC570B LED20/940 L60W6 SD PSD	-	-	Yes
911401567042	RC570B LED20/840 L60W6 CD PSU	-	-	Yes
911401567142	RC570B LED12/840 L60W6 CD PSU	-	-	Yes
911401568542	RC570B LED20/940 L60W6 CD PSD	-	-	Yes
911401569142	RC570B LED20/9TW L60W6 SD PSD	-	-	Yes
911401569442	RC570B LED20/9TW L60W6 CD PSD	-	-	Yes
911401570742	RC570X LED20/940 L60W6 SD WIA	-	-	Yes
911401571042	RC570X LED20/940 L60W6 CD WIA	-	-	Yes
911401556843	SP570P LED45/940 L60W6 PSD HEX	Yes	-	Yes
911401547342	SP570P LED20/840 L60W12 SD PSU	Yes	1 unit	Yes
911401548242	SP570P LED20/940 L60W12 SD PSD	Yes	1 unit	Yes
911401548542	SM570C LED20/840 L60W12 SD PSU	Yes	1 unit	Yes
911401549142	SP570P LED20/840 L60W12 CD PSU	Yes	1 unit	Yes
911401549242	SP570P LED12/840 L60W12 CD PSU	Yes	1 unit	Yes
911401550642	SP570P LED20/940 L60W12 CD PSD	Yes	1 unit	Yes
911401550942	SM570C LED20/840 L60W12 CD PSU	Yes	1 unit	Yes
911401551542	SP571P LED20/840 L60W12 SD PSU	Yes	1 unit	Yes
911401552142	SP571P LED20/840 L60W12 CD PSU	Yes	1 unit	Yes

## Light Technical (1/2)

## SlimBalance G3

Order Code	Full Product Name	Beam angle of light source	Correlated Color Temperature (Nom)	Color rendering index (CRI)	Luminous Efficacy (rated) (Nom)
911401502043	SP570X LED40/940 L120W6 SD L1 W	120 degree(s)	4000 K	≥90	125 lm/W
911401534842	SP570P LED50/840 L150W6 SD PSU	120 degree(s)	4000 K	80	132 lm/W
911401534942	SP570P LED31/840 L150W6 SD PSU	120 degree(s)	4000 K	80	138 lm/W
911401536242	SP570P LED50/940 L150W6 SD PSD	120 degree(s)	4000 K	90	112 lm/W
911401536742	SM570C LED50/840 L150W6 SD PSU	120 degree(s)	4000 K	80	132 lm/W
911401537342	SP570P LED50/840 L150W6 CD PSU	120 degree(s)	4000 K	80	132 lm/W
911401537442	SP570P LED31/840 L150W6 CD PSU	120 degree(s)	4000 K	80	137 lm/W
911401538642	SP570P LED50/940 L150W6 CD PSD	120 degree(s)	4000 K	90	122 lm/W
911401539142	SM570C LED50/840 L150W6 CD PSU	120 degree(s)	4000 K	80	132 lm/W
911401539542	SP571P LED50/840 L150W6 SD PSU	120 degree(s)	4000 K	80	134 lm/W
911401540342	SP571P LED50/840 L150W6 CD PSU	120 degree(s)	4000 K	80	134 lm/W
911401534642	SP570P LED40/840 L120W6 SD PSU	120 degree(s)	4000 K	80	138 lm/W
911401534742	SP570P LED25/840 L120W6 SD PSU	120 degree(s)	4000 K	80	141 lm/W
911401536142	SP570P LED40/940 L120W6 SD PSD	120 degree(s)	4000 K	90	123 lm/W
911401536542	SM570C LED40/840 L120W6 SD PSU	120 degree(s)	4000 K	80	138 lm/W
911401537142	SP570P LED40/840 L120W6 CD PSU	120 degree(s)	4000 K	80	133 lm/W

Order Code	Full Product Name	Beam angle of light source	Correlated Color Temperature (Nom)	Color rendering index (CRI)	Luminous Efficacy (rated) (Nom)
911401537242	SP570P LED25/840 L120W6 CD PSU	120 degree(s)	4000 K	80	139 lm/W
911401538542	SP570P LED40/940 L120W6 CD PSD	120 degree(s)	4000 K	90	123 lm/W
911401538942	SM570C LED40/840 L120W6 CD PSU	120 degree(s)	4000 K	80	133 lm/W
911401539442	SP571P LED40/840 L120W6 SD PSU	120 degree(s)	4000 K	80	136 lm/W
911401540142	SP571P LED40/840 L120W6 CD PSU	120 degree(s)	4000 K	80	136 lm/W
911401502343	SP570X LED40/940 L120W6 CD L1 W	120 degree(s)	4000 K	≥90	122 lm/W
911401534442	SP570P LED20/840 L60W6 SD PSU	120 degree(s)	4000 K	80	119 lm/W
911401534542	SP570P LED12/840 L60W6 SD PSU	120 degree(s)	4000 K	80	125 lm/W
911401536042	SP570P LED20/940 L60W6 SD PSD	120 degree(s)	4000 K	90	111 lm/W
911401536342	SM570C LED20/840 L60W6 SD PSU	120 degree(s)	4000 K	80	119 lm/W
911401536942	SP570P LED20/840 L60W6 CD PSU	120 degree(s)	4000 K	80	119 lm/W
911401537042	SP570P LED12/840 L60W6 CD PSU	120 degree(s)	4000 K	80	125 lm/W
911401538442	SP570P LED20/940 L60W6 CD PSD	120 degree(s)	4000 K	90	111 lm/W
911401538742	SM570C LED20/840 L60W6 CD PSU	120 degree(s)	4000 K	80	119 lm/W
911401539342	SP571P LED20/840 L60W6 SD PSU	120 degree(s)	4000 K	80	148 lm/W
911401539942	SP571P LED20/840 L60W6 CD PSU	120 degree(s)	4000 K	80	148 lm/W

## SlimBalance G3

Order Code	Full Product Name	Beam angle of light source	Correlated Color Temperature (Nom)	Color rendering index (CRI)	Luminous Efficacy (rated) (Nom)
911401540042	SP571P LED12/840 L60W6 CD PSU	120 degree(s)	4000 K	80	156 lm/W
911401568942	RC570B LED40/840 L120W12 SD PSU	116 degree(s)	4000 K	>80	147 lm/W
911401569842	RC570B LED40/940 L120W12 SD PSD	116 degree(s)	4000 K	>90	131 lm/W
911401570242	RC570B LED40/840 L120W12 CD PSU	116 degree(s)	4000 K	>80	147 lm/W
911401570342	RC570B LED25/840 L120W12 CD PSU	116 degree(s)	4000 K	>80	143 lm/W
911401571342	RC570X LED40/940 L120W12 SD WIA	116 degree(s)	4000 K	>90	138 lm/W
911401571442	RC570X LED40/940 L120W12 CD WIA	116 degree(s)	4000 K	>90	138 lm/W
911401571642	RC570B LED40/940 L120W12 CD PSD	116 degree(s)	4000 K	>90	131 lm/W
911401540942	SP570P LED40/840 L120W9 SD PSU	120 degree(s)	4000 K	80	138 lm/W
911401541042	SP570P LED25/840 L120W9 SD PSU	120 degree(s)	4000 K	80	143 lm/W
911401542342	SP570P LED40/940 L120W9 SD PSD	120 degree(s)	4000 K	90	123 lm/W
911401542742	SM570C LED40/840 L120W9 SD PSU	120 degree(s)	4000 K	80	138 lm/W
911401543342	SP570P LED40/840 L120W9 CD PSU	120 degree(s)	4000 K	80	131 lm/W
911401543442	SP570P LED25/840 L120W9 CD PSU	120 degree(s)	4000 K	80	136 lm/W
911401544742	SP570P LED40/940 L120W9 CD PSD	120 degree(s)	4000 K	90	123 lm/W
911401545142	SM570C LED40/840 L120W9 CD PSU	120 degree(s)	4000 K	80	131 lm/W

Order Code	Full Product Name	Beam angle of light source	Correlated Color Temperature (Nom)	Color rendering index (CRI)	Luminous Efficacy (rated) (Nom)
911401545742	SP571P LED40/840 L120W9 SD PSU	120 degree(s)	4000 K	80	137 lm/W
911401546642	SP571P LED40/840 L120W9 CD PSU	120 degree(s)	4000 K	80	137 lm/W
911401502243	SP570X LED20/940 L60W6 CD L1 W	120 degree(s)	4000 K	≥90	122 lm/W
911401547542	SP570P LED50/840 L150W12 SD PSU	120 degree(s)	4000 K	80	146 lm/W
911401548442	SP570P LED50/940 L150W12 SD PSD	120 degree(s)	4000 K	90	138 lm/W
911401548942	SM570C LED50/840 L150W12 SD PSU	120 degree(s)	4000 K	80	146 lm/W
911401549542	SP570P LED50/840 L150W12 CD PSU	120 degree(s)	4000 K	80	146 lm/W
911401549642	SP570P LED31/840 L150W12 CD PSU	120 degree(s)	4000 K	80	149 lm/W
911401550842	SP570P LED50/940 L150W12 CD PSD	120 degree(s)	4000 K	90	138 lm/W
911401551342	SM570C LED50/840 L150W12 CD PSU	120 degree(s)	4000 K	80	146 lm/W
911401551742	SP571P LED50/840 L150W12 SD PSU	120 degree(s)	4000 K	80	143 lm/W
911401552342	SP571P LED50/840 L150W12 CD PSU	120 degree(s)	4000 K	80	143 lm/W
911401501943	SP570X LED20/940 L60W6 SD L1 W	120 degree(s)	4000 K	≥90	122 lm/W
911401572042	RC570B LED40/940 L60W6 PSD LC	116 degree(s)	4000 K	>90	119 lm/W
911401574042	RC570B LED40/840 L60W6 PSU LC	116 degree(s)	4000 K	>80	133 lm/W
911401566042	RC570B LED50/840 L150W6 SD PSU	116 degree(s)	4000 K	>80	132 lm/W

## SlimBalance G3

Order Code	Full Product Name	Beam angle of light source	Correlated Color Temperature (Nom)	Color rendering index (CRI)	Luminous Efficacy (rated) (Nom)
911401566942	RC570B LED50/940 L150W6 SD PSD	116 degree(s)	4000 K	>90	110 lm/W
911401567442	RC570B LED50/840 L150W6 CD PSU	116 degree(s)	4000 K	>80	132 lm/W
911401567542	RC570B LED31/840 L150W6 CD PSU	116 degree(s)	4000 K	>80	138 lm/W
911401568742	RC570B LED50/940 L150W6 CD PSD	116 degree(s)	4000 K	>90	110 lm/W
911401569342	RC570B LED50/9TW L150W6 SD PSD	116 degree(s)	Tunable White	>90	126 lm/W
911401569642	RC570B LED50/9TW L150W6 CD PSD	116 degree(s)	Tunable White	>90	122 lm/W
911401570942	RC570X LED50/940 L150W6 SD WIA	116 degree(s)	4000 K	>90	129 lm/W
911401571242	RC570X LED50/940 L150W6 CD WIA	116 degree(s)	4000 K	>90	126 lm/W
911401504443	SP570X LED40/940 L120W9 SD L1 W	120 degree(s)	4000 K	≥90	125 lm/W
911401547442	SP570P LED40/840 L120W12 SD PSU	120 degree(s)	4000 K	80	147 lm/W
911401548342	SP570P LED40/940 L120W12 SD PSD	120 degree(s)	4000 K	90	131 lm/W
911401548742	SM570C LED40/840 L120W12 SD PSU	120 degree(s)	4000 K	80	147 lm/W
911401549342	SP570P LED40/840 L120W12 CD PSU	120 degree(s)	4000 K	80	147 lm/W
911401549442	SP570P LED25/840 L120W12 CD PSU	120 degree(s)	4000 K	80	143 lm/W
911401550742	SP570P LED40/940 L120W12 CD PSD	120 degree(s)	4000 K	90	131 lm/W
911401551142	SM570C LED40/840 L120W12 CD PSU	120 degree(s)	4000 K	80	147 lm/W

Order Code	Full Product Name	Beam angle of light source	Correlated Color Temperature (Nom)	Color rendering index (CRI)	Luminous Efficacy (rated) (Nom)
911401551642	SP571P LED40/840 L120W12 SD PSU	120 degree(s)	4000 K	80	140 lm/W
911401552242	SP571P LED40/840 L120W12 CD PSU	120 degree(s)	4000 K	80	140 lm/W
911401569042	RC570B LED50/840 L150W12 SD PSU	116 degree(s)	4000 K	>80	146 lm/W
911401569942	RC570B LED50/940 L150W12 SD PSD	116 degree(s)	4000 K	>90	138 lm/W
911401570442	RC570B LED50/840 L150W12 CD PSU	116 degree(s)	4000 K	>80	146 lm/W
911401570542	RC570B LED31/840 L150W12 CD PSU	116 degree(s)	4000 K	>80	149 lm/W
911401571742	RC570B LED50/940 L150W12 CD PSD	116 degree(s)	4000 K	>90	138 lm/W
911401541142	SP570P LED50/840 L150W9 SD PSU	120 degree(s)	4000 K	80	122 lm/W
911401541242	SP570P LED31/840 L150W9 SD PSU	120 degree(s)	4000 K	80	141 lm/W
911401542442	SP570P LED50/940 L150W9 SD PSD	120 degree(s)	4000 K	90	114 lm/W
911401542942	SM570C LED50/840 L150W9 SD PSU	120 degree(s)	4000 K	80	124 lm/W
911401543542	SP570P LED50/840 L150W9 CD PSU	120 degree(s)	4000 K	80	129 lm/W
911401543642	SP570P LED31/840 L150W9 CD PSU	120 degree(s)	4000 K	80	134 lm/W
911401544842	SP570P LED50/940 L150W9 CD PSD	120 degree(s)	4000 K	90	120 lm/W
911401545342	SM570C LED50/840 L150W9 CD PSU	120 degree(s)	4000 K	80	129 lm/W
911401545942	SP571P LED50/840 L150W9 SD PSU	120 degree(s)	4000 K	80	137 lm/W

## SlimBalance G3

Order Code	Full Product Name	Beam angle of light source	Correlated Color Temperature (Nom)	Color rendering index (CRI)	Luminous Efficacy (rated) (Nom)
911401546842	SP571P LED50/840 L150W9 CD PSU	120 degree(s)	4000 K	80	137 lm/W
911401504543	SP570X LED40/940 L120W9 CD L1 W	120 degree(s)	4000 K	≥90	119 lm/W
911401565942	RC570B LED40/840 L120W6 SD PSU	116 degree(s)	4000 K	>80	135 lm/W
911401566842	RC570B LED40/940 L120W6 SD PSD	116 degree(s)	4000 K	>90	122 lm/W
911401567242	RC570B LED40/840 L120W6 CD PSU	116 degree(s)	4000 K	>80	135 lm/W
911401567342	RC570B LED25/840 L120W6 CD PSU	116 degree(s)	4000 K	>80	141 lm/W
911401568642	RC570B LED40/940 L120W6 CD PSD	116 degree(s)	4000 K	>90	122 lm/W
911401569242	RC570B LED40/9TW L120W6 SD PSD	116 degree(s)	Tunable White	>90	123 lm/W
911401569542	RC570B LED40/9TW L120W6 CD PSD	116 degree(s)	Tunable White	>90	120 lm/W
911401570842	RC570X LED40/940 L120W6 SD WIA	116 degree(s)	4000 K	>90	129 lm/W
911401571142	RC570X LED40/940 L120W6 CD WIA	116 degree(s)	4000 K	>90	125 lm/W
911401540742	SP570P LED20/840 L60W9 SD PSU	120 degree(s)	4000 K	80	121 lm/W
911401540842	SP570P LED12/840 L60W9 SD PSU	120 degree(s)	4000 K	80	128 lm/W
911401542242	SP570P LED20/940 L60W9 SD PSD	120 degree(s)	4000 K	90	114 lm/W
911401542542	SM570C LED20/840 L60W9 SD PSU	120 degree(s)	4000 K	80	121 lm/W
911401543142	SP570P LED20/840 L60W9 CD PSU	120 degree(s)	4000 K	80	121 lm/W

Order Code	Full Product Name	Beam angle of light source	Correlated Color Temperature (Nom)	Color rendering index (CRI)	Luminous Efficacy (rated) (Nom)
911401543242	SP570P LED12/840 L60W9 CD PSU	120 degree(s)	4000 K	80	128 lm/W
911401544642	SP570P LED20/940 L60W9 CD PSD	120 degree(s)	4000 K	90	114 lm/W
911401544942	SM570C LED20/840 L60W9 CD PSU	120 degree(s)	4000 K	80	121 lm/W
911401545542	SP571P LED20/840 L60W9 SD PSU	120 degree(s)	4000 K	80	149 lm/W
911401545642	SP571P LED12/840 L60W9 SD PSU	120 degree(s)	4000 K	80	157 lm/W
911401546442	SP571P LED20/840 L60W9 CD PSU	120 degree(s)	4000 K	80	149 lm/W
911401546542	SP571P LED12/840 L60W9 CD PSU	120 degree(s)	4000 K	80	157 lm/W
911401554843	SP570P LED60/840 L60W6 PSD Y	116 degree(s)	4000 K	>80	144 lm/W
911401565842	RC570B LED20/840 L60W6 SD PSU	116 degree(s)	4000 K	>80	119 lm/W
911401566742	RC570B LED20/940 L60W6 SD PSD	116 degree(s)	4000 K	>90	111 lm/W
911401567042	RC570B LED20/840 L60W6 CD PSU	116 degree(s)	4000 K	>80	119 lm/W
911401567142	RC570B LED12/840 L60W6 CD PSU	116 degree(s)	4000 K	>80	125 lm/W
911401568542	RC570B LED20/940 L60W6 CD PSD	116 degree(s)	4000 K	>90	111 lm/W
911401569142	RC570B LED20/9TW L60W6 SD PSD	116 degree(s)	Tunable White	>90	110 lm/W
911401569442	RC570B LED20/9TW L60W6 CD PSD	116 degree(s)	Tunable White	>90	110 lm/W
911401570742	RC570X LED20/940 L60W6 SD WIA	116 degree(s)	4000 K	>90	111 lm/W

## SlimBalance G3

Order Code	Full Product Name	Beam angle of light source	Correlated Color Temperature (Nom)	Color rendering index (CRI)	Luminous Efficacy (rated) (Nom)
911401571042	RC570X LED20/940 L60W6 CD WIA	116 degree(s)	4000 K	>90	111 lm/W
911401556843	SP570P LED45/940 L60W6 PSD HEX	116 degree(s)	4000 K	>90	136 lm/W
911401547342	SP570P LED20/840 L60W12 SD PSU	120 degree(s)	4000 K	80	126 lm/W
911401548242	SP570P LED20/940 L60W12 SD PSD	120 degree(s)	4000 K	90	115 lm/W
911401548542	SM570C LED20/840 L60W12 SD PSU	120 degree(s)	4000 K	80	126 lm/W
911401549142	SP570P LED20/840 L60W12 CD PSU	120 degree(s)	4000 K	80	126 lm/W

Order Code	Full Product Name	Beam angle of light source	Correlated Color Temperature (Nom)	Color rendering index (CRI)	Luminous Efficacy (rated) (Nom)
911401549242	SP570P LED12/840 L60W12 CD PSU	120 degree(s)	4000 K	80	122 lm/W
911401550642	SP570P LED20/940 L60W12 CD PSD	120 degree(s)	4000 K	90	115 lm/W
911401550942	SM570C LED20/840 L60W12 CD PSU	120 degree(s)	4000 K	80	126 lm/W
911401551542	SP571P LED20/840 L60W12 SD PSU	120 degree(s)	4000 K	80	151 lm/W
911401552142	SP571P LED20/840 L60W12 CD PSU	120 degree(s)	4000 K	80	151 lm/W

### Light Technical (2/2)

Order Code	Full Product Name	Luminous Flux	Number of light sources	Optic type
911401502043	SP570X LED40/940 L120W6 SD L1 W	4,130 lm	1	Opal
911401534842	SP570P LED50/840 L150W6 SD PSU	5,344 lm	2	Beam angle 100°
911401534942	SP570P LED31/840 L150W6 SD PSU	3,250 lm	2	Beam angle 100°
911401536242	SP570P LED50/940 L150W6 SD PSD	4,580 lm	2	Beam angle 100°
911401536742	SM570C LED50/840 L150W6 SD PSU	5,344 lm	2	Beam angle 100°
911401537342	SP570P LED50/840 L150W6 CD PSU	5,340 lm	2	Beam angle 100°
911401537442	SP570P LED31/840 L150W6 CD PSU	3,210 lm	2	Beam angle 100°
911401538642	SP570P LED50/940 L150W6 CD PSD	5,020 lm	2	Beam angle 100°
911401539142	SM570C LED50/840 L150W6 CD PSU	5,340 lm	2	Beam angle 100°
911401539542	SP571P LED50/840 L150W6 SD PSU	5,020 lm	2	Beam angle 100°
911401540342	SP571P LED50/840 L150W6 CD PSU	5,020 lm	2	Beam angle 100°
911401534642	SP570P LED40/840 L120W6 SD PSU	4,400 lm	1	Beam angle 100°

Order Code	Full Product Name	Luminous Flux	Number of light sources	Optic type
911401534742	SP570P LED25/840 L120W6 SD PSU	2,600 lm	1	Beam angle 100°
911401536142	SP570P LED40/940 L120W6 SD PSD	4,136 lm	1	Beam angle 100°
911401536542	SM570C LED40/840 L120W6 SD PSU	4,400 lm	1	Beam angle 100°
911401537142	SP570P LED40/840 L120W6 CD PSU	4,270 lm	1	Beam angle 100°
911401537242	SP570P LED25/840 L120W6 CD PSU	2,570 lm	1	Beam angle 100°
911401538542	SP570P LED40/940 L120W6 CD PSD	4,130 lm	1	Beam angle 100°
911401538942	SM570C LED40/840 L120W6 CD PSU	4,270 lm	1	Beam angle 100°
911401539442	SP571P LED40/840 L120W6 SD PSU	4,020 lm	1	Beam angle 100°
911401540142	SP571P LED40/840 L120W6 CD PSU	4,020 lm	1	Beam angle 100°
911401502343	SP570X LED40/940 L120W6 CD L1 W	4,010 lm	1	Opal
911401534442	SP570P LED20/840 L60W6 SD PSU	2,080 lm	1	Beam angle 100°
911401534542	SP570P LED12/840 L60W6 SD PSU	1,250 lm	1	Beam angle 100°

## SlimBalance G3

Order Code	Full Product Name	Luminous Flux	Number of light		Optic type
			sources		
911401536042	SP570P LED20/940 L60W6 SD PSD	1,950 lm	1		Beam angle 100°
911401536342	SM570C LED20/840 L60W6 SD PSU	2,080 lm	1		Beam angle 100°
911401536942	SP570P LED20/840 L60W6 CD PSU	2,080 lm	1		Beam angle 100°
911401537042	SP570P LED12/840 L60W6 CD PSU	1,250 lm	1		Beam angle 100°
911401538442	SP570P LED20/940 L60W6 CD PSD	1,950 lm	1		Beam angle 100°
911401538742	SM570C LED20/840 L60W6 CD PSU	2,080 lm	1		Beam angle 100°
911401539342	SP571P LED20/840 L60W6 SD PSU	2,070 lm	1		Beam angle 100°
911401539942	SP571P LED20/840 L60W6 CD PSU	2,070 lm	1		Beam angle 100°
911401540042	SP571P LED12/840 L60W6 CD PSU	1,400 lm	1		Beam angle 100°
911401568942	RC570B LED40/840 L120W12 SD PSU	3,980 lm	-	-	-
911401569842	RC570B LED40/940 L120W12 SD PSD	3,740 lm	-	-	-
911401570242	RC570B LED40/840 L120W12 CD PSU	3,980 lm	-	-	-
911401570342	RC570B LED25/840 L120W12 CD PSU	2,500 lm	-	-	-
911401571342	RC570X LED40/940 L120W12 SD WIA	3,740 lm	-	-	-
911401571442	RC570X LED40/940 L120W12 CD WIA	3,740 lm	-	-	-
911401571642	RC570B LED40/940 L120W12 CD PSD	3,740 lm	-	-	-
911401540942	SP570P LED40/840 L120W9 SD PSU	4,400 lm	1		Beam angle 100°
911401541042	SP570P LED25/840 L120W9 SD PSU	2,650 lm	1		Beam angle 100°
911401542342	SP570P LED40/940 L120W9 SD PSD	4,130 lm	1		Beam angle 100°
911401542742	SM570C LED40/840 L120W9 SD PSU	4,400 lm	1		Beam angle 100°
911401543342	SP570P LED40/840 L120W9 CD PSU	4,200 lm	1		Beam angle 100°
911401543442	SP570P LED25/840 L120W9 CD PSU	2,520 lm	1		Beam angle 100°
911401544742	SP570P LED40/940 L120W9 CD PSD	4,130 lm	1		Beam angle 100°
911401545142	SM570C LED40/840 L120W9 CD PSU	4,200 lm	1		Beam angle 100°
911401545742	SP571P LED40/840 L120W9 SD PSU	4,030 lm	1		Beam angle 100°

Order Code	Full Product Name	Luminous Flux	Number of light		Optic type
			sources		
911401546642	SP571P LED40/840 L120W9 CD PSU	4,030 lm	1		Beam angle 100°
911401502243	SP570X LED20/940 L60W6 CD L1 W	1,950 lm	1		Opal
911401547542	SP570P LED50/840 L150W12 SD PSU	4,970 lm	4		Beam angle 100°
911401548442	SP570P LED50/940 L150W12 SD PSD	4,680 lm	4		Beam angle 100°
911401548942	SM570C LED50/840 L150W12 SD PSU	4,970 lm	4		Beam angle 100°
911401549542	SP570P LED50/840 L150W12 CD PSU	4,970 lm	4		Beam angle 100°
911401549642	SP570P LED31/840 L150W12 CD PSU	3,125 lm	4		Beam angle 100°
911401550842	SP570P LED50/940 L150W12 CD PSD	4,680 lm	4		Beam angle 100°
911401551342	SM570C LED50/840 L150W12 CD PSU	4,970 lm	4		Beam angle 100°
911401551742	SP571P LED50/840 L150W12 SD PSU	4,730 lm	4		Beam angle 100°
911401552342	SP571P LED50/840 L150W12 CD PSU	4,730 lm	4		Beam angle 100°
911401501943	SP570X LED20/940 L60W6 SD L1 W	1,950 lm	1		Opal
911401572042	RC570B LED40/940 L60W6 PSD LC	3,880 lm	-	-	-
911401574042	RC570B LED40/840 L60W6 PSU LC	4,130 lm	-	-	-
911401566042	RC570B LED50/840 L150W6 SD PSU	5,344 lm	-	-	-
911401566942	RC570B LED50/940 L150W6 SD PSD	4,580 lm	-	-	-
911401567442	RC570B LED50/840 L150W6 CD PSU	5,344 lm	-	-	-
911401567542	RC570B LED31/840 L150W6 CD PSU	3,250 lm	-	-	-
911401568742	RC570B LED50/940 L150W6 CD PSD	4,580 lm	-	-	-
911401569342	RC570B LED50/9TW L150W6 SD PSD	5,170 lm	-	-	-
911401569642	RC570B LED50/9TW L150W6 CD PSD	5,020 lm	-	-	-
911401570942	RC570X LED50/940 L150W6 SD WIA	5,170 lm	-	-	-
911401571242	RC570X LED50/940 L150W6 CD WIA	5,020 lm	-	-	-
911401504443	SP570X LED40/940 L120W9 SD L1 W	4,130 lm	1		Opal
911401547442	SP570P LED40/840 L120W12 SD PSU	3,980 lm	2		Beam angle 100°

## SlimBalance G3

Order Code	Full Product Name	Luminous Flux	Number of light	
			sources	Optic type
911401548342	SP570P LED40/940 L120W12 SD PSD	3,740 lm	2	Beam angle 100°
911401548742	SM570C LED40/840 L120W12 SD PSU	3,980 lm	2	Beam angle 100°
911401549342	SP570P LED40/840 L120W12 CD PSU	3,980 lm	2	Beam angle 100°
911401549442	SP570P LED25/840 L120W12 CD PSU	2,500 lm	2	Beam angle 100°
911401550742	SP570P LED40/940 L120W12 CD PSD	3,740 lm	2	Beam angle 100°
911401551142	SM570C LED40/840 L120W12 CD PSU	3,980 lm	2	Beam angle 100°
911401551642	SP571P LED40/840 L120W12 SD PSU	3,720 lm	2	Beam angle 100°
911401552242	SP571P LED40/840 L120W12 CD PSU	3,720 lm	2	Beam angle 100°
911401569042	RC570B LED50/840 L150W12 SD PSU	4,970 lm	-	-
911401569942	RC570B LED50/940 L150W12 SD PSD	4,680 lm	-	-
911401570442	RC570B LED50/840 L150W12 CD PSU	4,970 lm	-	-
911401570542	RC570B LED31/840 L150W12 CD PSU	3,125 lm	-	-
911401571742	RC570B LED50/940 L150W12 CD PSD	4,680 lm	-	-
911401541142	SP570P LED50/840 L150W9 SD PSU	4,960 lm	2	Beam angle 100°
911401541242	SP570P LED31/840 L150W9 SD PSU	3,310 lm	2	Beam angle 100°
911401542442	SP570P LED50/940 L150W9 SD PSD	4,660 lm	2	Beam angle 100°
911401542942	SM570C LED50/840 L150W9 SD PSU	4,960 lm	2	Beam angle 100°
911401543542	SP570P LED50/840 L150W9 CD PSU	5,240 lm	2	Beam angle 100°
911401543642	SP570P LED31/840 L150W9 CD PSU	3,150 lm	2	Beam angle 100°
911401544842	SP570P LED50/940 L150W9 CD PSD	4,932 lm	2	Beam angle 100°
911401545342	SM570C LED50/840 L150W9 CD PSU	5,240 lm	2	Beam angle 100°
911401545942	SP571P LED50/840 L150W9 SD PSU	5,130 lm	2	Beam angle 100°
911401546842	SP571P LED50/840 L150W9 CD PSU	5,130 lm	2	Beam angle 100°
911401504543	SP570X LED40/940 L120W9 CD L1 W	3,940 lm	1	Opal
911401565942	RC570B LED40/840 L120W6 SD PSU	4,400 lm	-	-

Order Code	Full Product Name	Luminous Flux	Number of light	
			sources	Optic type
911401566842	RC570B LED40/940 L120W6 SD PSD	4,136 lm	-	-
911401567242	RC570B LED40/840 L120W6 CD PSU	4,400 lm	-	-
911401567342	RC570B LED25/840 L120W6 CD PSU	2,600 lm	-	-
911401568642	RC570B LED40/940 L120W6 CD PSD	4,136 lm	-	-
911401569242	RC570B LED40/9TW L120W6 SD PSD	4,130 lm	-	-
911401569542	RC570B LED40/9TW L120W6 CD PSD	4,010 lm	-	-
911401570842	RC570X LED40/940 L120W6 SD WIA	4,130 lm	-	-
911401571142	RC570X LED40/940 L120W6 CD WIA	4,010 lm	-	-
911401540742	SP570P LED20/840 L60W9 SD PSU	2,120 lm	1	Beam angle 100°
911401540842	SP570P LED12/840 L60W9 SD PSU	1,280 lm	1	Beam angle 100°
911401542242	SP570P LED20/940 L60W9 SD PSD	2,000 lm	1	Beam angle 100°
911401542542	SM570C LED20/840 L60W9 SD PSU	2,120 lm	1	Beam angle 100°
911401543142	SP570P LED20/840 L60W9 CD PSU	2,120 lm	1	Beam angle 100°
911401543242	SP570P LED12/840 L60W9 CD PSU	1,280 lm	1	Beam angle 100°
911401544642	SP570P LED20/940 L60W9 CD PSD	2,000 lm	1	Beam angle 100°
911401544942	SM570C LED20/840 L60W9 CD PSU	2,120 lm	1	Beam angle 100°
911401545542	SP571P LED20/840 L60W9 SD PSU	2,080 lm	1	Beam angle 100°
911401545642	SP571P LED12/840 L60W9 SD PSU	1,409 lm	1	Beam angle 100°
911401546442	SP571P LED20/840 L60W9 CD PSU	2,080 lm	1	Beam angle 100°
911401546542	SP571P LED12/840 L60W9 CD PSU	1,409 lm	1	Beam angle 100°
911401554843	SP570P LED60/840 L60W6 PSD Y	6,000 lm	-	-
911401565842	RC570B LED20/840 L60W6 SD PSU	2,080 lm	-	-
911401566742	RC570B LED20/940 L60W6 SD PSD	1,950 lm	-	-
911401567042	RC570B LED20/840 L60W6 CD PSU	2,080 lm	-	-
911401567142	RC570B LED12/840 L60W6 CD PSU	1,250 lm	-	-

## SlimBalance G3

Order Code	Full Product Name	Luminous Flux	Number of light	
			sources	Optic type
911401568542	RC570B LED20/940 L60W6 CD PSD	1,950 lm	-	-
911401569142	RC570B LED20/9TW L60W6 SD PSD	1,950 lm	-	-
911401569442	RC570B LED20/9TW L60W6 CD PSD	1,950 lm	-	-
911401570742	RC570X LED20/940 L60W6 SD WIA	1,950 lm	-	-
911401571042	RC570X LED20/940 L60W6 CD WIA	1,950 lm	-	-
911401556843	SP570P LED45/940 L60W6 PSD HEX	4,500 lm	-	-
911401547342	SP570P LED20/840 L60W12 SD PSU	2,140 lm	2	Beam angle 100°
911401548242	SP570P LED20/940 L60W12 SD PSD	2,010 lm	2	Beam angle 100°

Order Code	Full Product Name	Luminous Flux	Number of light	
			sources	Optic type
911401548542	SM570C LED20/840 L60W12 SD PSU	2,140 lm	2	Beam angle 100°
911401549142	SP570P LED20/840 L60W12 CD PSU	2,140 lm	2	Beam angle 100°
911401549242	SP570P LED12/840 L60W12 CD PSU	1,247 lm	2	Beam angle 100°
911401550642	SP570P LED20/940 L60W12 CD PSD	2,010 lm	2	Beam angle 100°
911401550942	SM570C LED20/840 L60W12 CD PSU	2,140 lm	2	Beam angle 100°
911401551542	SP571P LED20/840 L60W12 SD PSU	2,120 lm	2	Beam angle 100°
911401552142	SP571P LED20/840 L60W12 CD PSU	2,120 lm	2	Beam angle 100°

### Operating and Electrical

Order Code	Full Product Name	Power		Suitable for random switching
		Input Voltage	Consumption	
911401502043	SP570X LED40/940 L120W6 SD L1 W	220 to 240 V	33 W	Not applicable
911401534842	SP570P LED50/840 L150W6 SD PSU	220 to 240 V	40.5 W	No
911401534942	SP570P LED31/840 L150W6 SD PSU	220 to 240 V	23.5 W	No
911401536242	SP570P LED50/940 L150W6 SD PSD	220 to 240 V	41 W	No
911401536742	SM570C LED50/840 L150W6 SD PSU	220 to 240 V	40.5 W	No
911401537342	SP570P LED50/840 L150W6 CD PSU	220 to 240 V	40.5 W	No
911401537442	SP570P LED31/840 L150W6 CD PSU	220 to 240 V	23.5 W	No
911401538642	SP570P LED50/940 L150W6 CD PSD	220 to 240 V	41 W	No
911401539142	SM570C LED50/840 L150W6 CD PSU	220 to 240 V	40.5 W	No
911401539542	SP571P LED50/840 L150W6 SD PSU	220 to 240 V	37.5 W	No
911401540342	SP571P LED50/840 L150W6 CD PSU	220 to 240 V	37.5 W	No
911401534642	SP570P LED40/840 L120W6 SD PSU	220 to 240 V	32 W	No
911401534742	SP570P LED25/840 L120W6 SD PSU	220 to 240 V	18.5 W	No
911401536142	SP570P LED40/940 L120W6 SD PSD	220 to 240 V	33.5 W	No

Order Code	Full Product Name	Power		Suitable for random switching
		Input Voltage	Consumption	
911401536542	SM570C LED40/840 L120W6 SD PSU	220 to 240 V	32 W	No
911401537142	SP570P LED40/840 L120W6 CD PSU	220 to 240 V	32 W	No
911401537242	SP570P LED25/840 L120W6 CD PSU	220 to 240 V	18.5 W	No
911401538542	SP570P LED40/940 L120W6 CD PSD	220 to 240 V	33.5 W	No
911401538942	SM570C LED40/840 L120W6 CD PSU	220 to 240 V	32 W	No
911401539442	SP571P LED40/840 L120W6 SD PSU	220 to 240 V	29.5 W	No
911401540142	SP571P LED40/840 L120W6 CD PSU	220 to 240 V	29.5 W	No
911401502343	SP570X LED40/940 L120W6 CD L1 W	220 to 240 V	33 W	Not applicable
911401534442	SP570P LED20/840 L60W6 SD PSU	220 to 240 V	17.5 W	No
911401534542	SP570P LED12/840 L60W6 SD PSU	220 to 240 V	10 W	No
911401536042	SP570P LED20/940 L60W6 SD PSD	220 to 240 V	17.5 W	No
911401536342	SM570C LED20/840 L60W6 SD PSU	220 to 240 V	17.5 W	No
911401536942	SP570P LED20/840 L60W6 CD PSU	220 to 240 V	17.5 W	No
911401537042	SP570P LED12/840 L60W6 CD PSU	220 to 240 V	10 W	No

## SlimBalance G3

Order Code	Full Product Name	Input Voltage	Power		Suitable for random switching
			Consumption		
911401538442	SP570P LED20/940 L60W6 CD PSD	220 to 240 V	17.5 W		No
911401538742	SM570C LED20/840 L60W6 CD PSU	220 to 240 V	17.5 W		No
911401539342	SP571P LED20/840 L60W6 SD PSU	220 to 240 V	14 W		No
911401539942	SP571P LED20/840 L60W6 CD PSU	220 to 240 V	14 W		No
911401540042	SP571P LED12/840 L60W6 CD PSU	220 to 240 V	9 W		No
911401568942	RC570B LED40/840 L120W12 SD PSU	220-240 V	27 W		-
911401569842	RC570B LED40/940 L120W12 SD PSD	220-240 V	28.5 W		-
911401570242	RC570B LED40/840 L120W12 CD PSU	220-240 V	27 W		-
911401570342	RC570B LED25/840 L120W12 CD PSU	220-240 V	17.5 W		-
911401571342	RC570X LED40/940 L120W12 SD WIA	220-240 V	27.2 W		-
911401571442	RC570X LED40/940 L120W12 CD WIA	220-240 V	27.2 W		-
911401571642	RC570B LED40/940 L120W12 CD PSD	220-240 V	28.5 W		-
911401540942	SP570P LED40/840 L120W9 SD PSU	220 to 240 V	32 W		No
911401541042	SP570P LED25/840 L120W9 SD PSU	220 to 240 V	18.5 W		No
911401542342	SP570P LED40/940 L120W9 SD PSD	220 to 240 V	33.5 W		No
911401542742	SM570C LED40/840 L120W9 SD PSU	220 to 240 V	32 W		No
911401543342	SP570P LED40/840 L120W9 CD PSU	220 to 240 V	32 W		No
911401543442	SP570P LED25/840 L120W9 CD PSU	220 to 240 V	18.5 W		No
911401544742	SP570P LED40/940 L120W9 CD PSD	220 to 240 V	33.5 W		No
911401545142	SM570C LED40/840 L120W9 CD PSU	220 to 240 V	32 W		No
911401545742	SP571P LED40/840 L120W9 SD PSU	220 to 240 V	29.5 W		No
911401546642	SP571P LED40/840 L120W9 CD PSU	220 to 240 V	29.5 W		No
911401502243	SP570X LED20/940 L60W6 CD L1 W	220 to 240 V	16 W		Not applicable
911401547542	SP570P LED50/840 L150W12 SD PSU	220 to 240 V	34 W		No
911401548442	SP570P LED50/940 L150W12 SD PSD	220 to 240 V	34 W		No

Order Code	Full Product Name	Input Voltage	Power		Suitable for random switching
			Consumption		
911401548942	SM570C LED50/840 L150W12 SD PSU	220 to 240 V	34 W		No
911401549542	SP570P LED50/840 L150W12 CD PSU	220 to 240 V	34 W		No
911401549642	SP570P LED31/840 L150W12 CD PSU	220 to 240 V	21 W		No
911401550842	SP570P LED50/940 L150W12 CD PSD	220 to 240 V	34 W		No
911401551342	SM570C LED50/840 L150W12 CD PSU	220 to 240 V	34 W		No
911401551742	SP571P LED50/840 L150W12 SD PSU	220 to 240 V	33 W		No
911401552342	SP571P LED50/840 L150W12 CD PSU	220 to 240 V	33 W		No
911401501943	SP570X LED20/940 L60W6 SD L1 W	220 to 240 V	16 W		Not applicable
911401572042	RC570B LED40/940 L60W6 PSD LC	220-240 V	32.5 W		-
911401574042	RC570B LED40/840 L60W6 PSU LC	220-240 V	31 W		-
911401566042	RC570B LED50/840 L150W6 SD PSU	220-240 V	40.5 W		-
911401566942	RC570B LED50/940 L150W6 SD PSD	220-240 V	41.5 W		-
911401567442	RC570B LED50/840 L150W6 CD PSU	220-240 V	40.5 W		-
911401567542	RC570B LED31/840 L150W6 CD PSU	220-240 V	23.5 W		-
911401568742	RC570B LED50/940 L150W6 CD PSD	220-240 V	41.5 W		-
911401569342	RC570B LED50/9TW L150W6 SD PSD	220-240 V	41 W		-
911401569642	RC570B LED50/9TW L150W6 CD PSD	220-240 V	41 W		-
911401570942	RC570X LED50/940 L150W6 SD WIA	220-240 V	40 W		-
911401571242	RC570X LED50/940 L150W6 CD WIA	220-240 V	40 W		-
911401504443	SP570X LED40/940 L120W9 SD L1 W	220 to 240 V	33 W		Not applicable
911401547442	SP570P LED40/840 L120W12 SD PSU	220 to 240 V	27 W		No
911401548342	SP570P LED40/940 L120W12 SD PSD	220 to 240 V	28.5 W		No
911401548742	SM570C LED40/840 L120W12 SD PSU	220 to 240 V	27 W		No
911401549342	SP570P LED40/840 L120W12 CD PSU	220 to 240 V	27 W		No
911401549442	SP570P LED25/840 L120W12 CD PSU	220 to 240 V	17.5 W		No

## SlimBalance G3

Order Code	Full Product Name	Input Voltage	Power	Suitable for random switching
			Consumption	
911401550742	SP570P LED40/940 L120W12 CD PSD	220 to 240 V	28.5 W	No
911401551142	SM570C LED40/840 L120W12 CD PSU	220 to 240 V	27 W	No
911401551642	SP571P LED40/840 L120W12 SD PSU	220 to 240 V	26.5 W	No
911401552242	SP571P LED40/840 L120W12 CD PSU	220 to 240 V	26.5 W	No
911401569042	RC570B LED50/840 L150W12 SD PSU	220-240 V	34 W	-
911401569942	RC570B LED50/940 L150W12 SD PSD	220-240 V	34 W	-
911401570442	RC570B LED50/840 L150W12 CD PSU	220-240 V	34 W	-
911401570542	RC570B LED31/840 L150W12 CD PSU	220-240 V	21 W	-
911401571742	RC570B LED50/940 L150W12 CD PSD	220-240 V	34 W	-
911401541142	SP570P LED50/840 L150W9 SD PSU	220 to 240 V	40.5 W	No
911401541242	SP570P LED31/840 L150W9 SD PSU	220 to 240 V	23.5 W	No
911401542442	SP570P LED50/940 L150W9 SD PSD	220 to 240 V	41 W	No
911401542942	SM570C LED50/840 L150W9 SD PSU	220 to 240 V	40 W	No
911401543542	SP570P LED50/840 L150W9 CD PSU	220 to 240 V	40.5 W	No
911401543642	SP570P LED31/840 L150W9 CD PSU	220 to 240 V	23.5 W	No
911401544842	SP570P LED50/940 L150W9 CD PSD	220 to 240 V	41 W	No
911401545342	SM570C LED50/840 L150W9 CD PSU	220 to 240 V	40.5 W	No
911401545942	SP571P LED50/840 L150W9 SD PSU	220 to 240 V	37.5 W	No
911401546842	SP571P LED50/840 L150W9 CD PSU	220 to 240 V	37.5 W	No
911401504543	SP570X LED40/940 L120W9 CD L1 W	220 to 240 V	33 W	Not applicable
911401565942	RC570B LED40/840 L120W6 SD PSU	220-240 V	32.5 W	-
911401566842	RC570B LED40/940 L120W6 SD PSD	220-240 V	34 W	-
911401567242	RC570B LED40/840 L120W6 CD PSU	220-240 V	32.5 W	-
911401567342	RC570B LED25/840 L120W6 CD PSU	220-240 V	18.5 W	-
911401568642	RC570B LED40/940 L120W6 CD PSD	220-240 V	34 W	-

Order Code	Full Product Name	Input Voltage	Power	Suitable for random switching
			Consumption	
911401569242	RC570B LED40/9TW L120W6 SD PSD	220-240 V	33.5 W	-
911401569542	RC570B LED40/9TW L120W6 CD PSD	220-240 V	33.5 W	-
911401570842	RC570X LED40/940 L120W6 SD WIA	220-240 V	32 W	-
911401571142	RC570X LED40/940 L120W6 CD WIA	220-240 V	32 W	-
911401540742	SP570P LED20/840 L60W9 SD PSU	220 to 240 V	17.5 W	No
911401540842	SP570P LED12/840 L60W9 SD PSU	220 to 240 V	10 W	No
911401542242	SP570P LED20/940 L60W9 SD PSD	220 to 240 V	17.5 W	No
911401542542	SM570C LED20/840 L60W9 SD PSU	220 to 240 V	17.5 W	No
911401543142	SP570P LED20/840 L60W9 CD PSU	220 to 240 V	17.5 W	No
911401543242	SP570P LED12/840 L60W9 CD PSU	220 to 240 V	10 W	No
911401544642	SP570P LED20/940 L60W9 CD PSD	220 to 240 V	17.5 W	No
911401544942	SM570C LED20/840 L60W9 CD PSU	220 to 240 V	17.5 W	No
911401545542	SP571P LED20/840 L60W9 SD PSU	220 to 240 V	14 W	No
911401545642	SP571P LED12/840 L60W9 SD PSU	220 to 240 V	9 W	No
911401546442	SP571P LED20/840 L60W9 CD PSU	220 to 240 V	14 W	No
911401546542	SP571P LED12/840 L60W9 CD PSU	220 to 240 V	9 W	No
911401554843	SP570P LED60/840 L60W6 PSD Y	220-240 V	44.5 W	-
911401565842	RC570B LED20/840 L60W6 SD PSU	220-240 V	17.5 W	-
911401566742	RC570B LED20/940 L60W6 SD PSD	220-240 V	17.5 W	-
911401567042	RC570B LED20/840 L60W6 CD PSU	220-240 V	17.5 W	-
911401567142	RC570B LED12/840 L60W6 CD PSU	220-240 V	10 W	-
911401568542	RC570B LED20/940 L60W6 CD PSD	220-240 V	17.5 W	-
911401569142	RC570B LED20/9TW L60W6 SD PSD	220-240 V	17.7 W	-
911401569442	RC570B LED20/9TW L60W6 CD PSD	220-240 V	17.7 W	-
911401570742	RC570X LED20/940 L60W6 SD WIA	220-240 V	17.5 W	-

## SlimBalance G3

Order Code	Full Product Name	Input Voltage	Power	Suitable for
			Consumption	random switching
911401571042	RC570X LED20/940 L60W6 CD WIA	220-240 V	17.5 W	-
911401556843	SP570P LED45/940 L60W6 PSD HEX	220-240 V	32 W	-
911401547342	SP570P LED20/840 L60W12 SD PSU	220 to 240 V	17 W	No
911401548242	SP570P LED20/940 L60W12 SD PSD	220 to 240 V	17.5 W	No
911401548542	SM570C LED20/840 L60W12 SD PSU	220 to 240 V	17 W	No
911401549142	SP570P LED20/840 L60W12 CD PSU	220 to 240 V	17 W	No

Order Code	Full Product Name	Input Voltage	Power	Suitable for
			Consumption	random switching
911401549242	SP570P LED12/840 L60W12 CD PSU	220 to 240 V	10.2 W	No
911401550642	SP570P LED20/940 L60W12 CD PSD	220 to 240 V	17.5 W	No
911401550942	SM570C LED20/840 L60W12 CD PSU	220 to 240 V	17 W	No
911401551542	SP571P LED20/840 L60W12 SD PSU	220 to 240 V	14 W	No
911401552142	SP571P LED20/840 L60W12 CD PSU	220 to 240 V	14 W	No

### Controls and Dimming

Order Code	Full Product Name	Dimmable	Maximum dim
			level
911401502043	SP570X LED40/940 L120W6 SD L1 W	Wireless Dim	1%
911401534842	SP570P LED50/840 L150W6 SD PSU	No	Not applicable
911401534942	SP570P LED31/840 L150W6 SD PSU	No	Not applicable
911401536242	SP570P LED50/940 L150W6 SD PSD	DALI	1%
911401536742	SM570C LED50/840 L150W6 SD PSU	No	Not applicable
911401537342	SP570P LED50/840 L150W6 CD PSU	No	Not applicable
911401537442	SP570P LED31/840 L150W6 CD PSU	No	Not applicable
911401538642	SP570P LED50/940 L150W6 CD PSD	DALI	1%
911401539142	SM570C LED50/840 L150W6 CD PSU	No	Not applicable
911401539542	SP571P LED50/840 L150W6 SD PSU	No	Not applicable
911401540342	SP571P LED50/840 L150W6 CD PSU	No	Not applicable
911401534642	SP570P LED40/840 L120W6 SD PSU	No	Not applicable
911401534742	SP570P LED25/840 L120W6 SD PSU	No	Not applicable
911401536142	SP570P LED40/940 L120W6 SD PSD	DALI	1%
911401536542	SM570C LED40/840 L120W6 SD PSU	No	Not applicable
911401537142	SP570P LED40/840 L120W6 CD PSU	No	Not applicable
911401537242	SP570P LED25/840 L120W6 CD PSU	No	Not applicable
911401538542	SP570P LED40/940 L120W6 CD PSD	DALI	1%
911401538942	SM570C LED40/840 L120W6 CD PSU	No	Not applicable
911401539442	SP571P LED40/840 L120W6 SD PSU	No	Not applicable
911401540142	SP571P LED40/840 L120W6 CD PSU	No	Not applicable
911401502343	SP570X LED40/940 L120W6 CD L1 W	Wireless Dim	1%
911401534442	SP570P LED20/840 L60W6 SD PSU	No	Not applicable
911401534542	SP570P LED12/840 L60W6 SD PSU	No	Not applicable
911401536042	SP570P LED20/940 L60W6 SD PSD	DALI	3%
911401536342	SM570C LED20/840 L60W6 SD PSU	No	Not applicable
911401536942	SP570P LED20/840 L60W6 CD PSU	No	Not applicable
911401537042	SP570P LED12/840 L60W6 CD PSU	No	Not applicable
911401538442	SP570P LED20/940 L60W6 CD PSD	DALI	3%
911401538742	SM570C LED20/840 L60W6 CD PSU	No	Not applicable
911401539342	SP571P LED20/840 L60W6 SD PSU	No	Not applicable
911401539942	SP571P LED20/840 L60W6 CD PSU	No	Not applicable
911401540042	SP571P LED12/840 L60W6 CD PSU	No	Not applicable

Order Code	Full Product Name	Dimmable	Maximum dim
			level
911401568942	RC570B LED40/840 L120W12 SD PSU	-	-
911401569842	RC570B LED40/940 L120W12 SD PSD	DALI	-
911401570242	RC570B LED40/840 L120W12 CD PSU	-	-
911401570342	RC570B LED25/840 L120W12 CD PSU	-	-
911401571342	RC570X LED40/940 L120W12 SD WIA	Wireless Dim	-
911401571442	RC570X LED40/940 L120W12 CD WIA	Wireless Dim	-
911401571642	RC570B LED40/940 L120W12 CD PSD	DALI	-
911401540942	SP570P LED40/840 L120W9 SD PSU	No	Not applicable
911401541042	SP570P LED25/840 L120W9 SD PSU	No	Not applicable
911401542342	SP570P LED40/940 L120W9 SD PSD	DMX	1%
911401542742	SM570C LED40/840 L120W9 SD PSU	No	Not applicable
911401543342	SP570P LED40/840 L120W9 CD PSU	No	Not applicable
911401543442	SP570P LED25/840 L120W9 CD PSU	No	Not applicable
911401544742	SP570P LED40/940 L120W9 CD PSD	DALI	1%
911401545142	SM570C LED40/840 L120W9 CD PSU	No	Not applicable
911401545742	SP571P LED40/840 L120W9 SD PSU	No	Not applicable
911401546642	SP571P LED40/840 L120W9 CD PSU	No	Not applicable
911401502243	SP570X LED20/940 L60W6 CD L1 W	Wireless Dim	1%
911401547542	SP570P LED50/840 L150W12 SD PSU	No	Not applicable
911401548442	SP570P LED50/940 L150W12 SD PSD	DALI	1%
911401548942	SM570C LED50/840 L150W12 SD PSU	No	Not applicable
911401549542	SP570P LED50/840 L150W12 CD PSU	No	Not applicable
911401549642	SP570P LED31/840 L150W12 CD PSU	No	Not applicable
911401550842	SP570P LED50/940 L150W12 CD PSD	DALI	1%
911401551342	SM570C LED50/840 L150W12 CD PSU	No	Not applicable
911401551742	SP571P LED50/840 L150W12 SD PSU	No	Not applicable
911401552342	SP571P LED50/840 L150W12 CD PSU	No	Not applicable
911401501943	SP570X LED20/940 L60W6 SD L1 W	Wireless Dim	1%
911401572042	RC570B LED40/940 L60W6 PSD LC	DALI	-
911401574042	RC570B LED40/840 L60W6 PSU LC	-	-
911401566042	RC570B LED50/840 L150W6 SD PSU	-	-
911401566942	RC570B LED50/940 L150W6 SD PSD	DALI	-
911401567442	RC570B LED50/840 L150W6 CD PSU	-	-

## SlimBalance G3

Order Code	Full Product Name	Dimmable	Maximum dim level
911401567542	RC570B LED31/840 L150W6 CD PSU	-	-
911401568742	RC570B LED50/940 L150W6 CD PSD	DALI	-
911401569342	RC570B LED50/9TW L150W6 SD PSD	DALI	-
911401569642	RC570B LED50/9TW L150W6 CD PSD	DALI	-
911401570942	RC570X LED50/940 L150W6 SD WIA	Wireless Dim	-
911401571242	RC570X LED50/940 L150W6 CD WIA	Wireless Dim	-
911401504443	SP570X LED40/940 L120W9 SD L1 W	Wireless Dim	1%
911401547442	SP570P LED40/840 L120W12 SD PSU	No	Not applicable
911401548342	SP570P LED40/940 L120W12 SD PSD	DALI	1%
911401548742	SM570C LED40/840 L120W12 SD PSU	No	Not applicable
911401549342	SP570P LED40/840 L120W12 CD PSU	No	Not applicable
911401549442	SP570P LED25/840 L120W12 CD PSU	No	Not applicable
911401550742	SP570P LED40/940 L120W12 CD PSD	DALI	1%
911401551142	SM570C LED40/840 L120W12 CD PSU	No	Not applicable
911401551642	SP571P LED40/840 L120W12 SD PSU	No	Not applicable
911401552242	SP571P LED40/840 L120W12 CD PSU	No	Not applicable
911401569042	RC570B LED50/840 L150W12 SD PSU	-	-
911401569942	RC570B LED50/940 L150W12 SD PSD	DALI	-
911401570442	RC570B LED50/840 L150W12 CD PSU	-	-
911401570542	RC570B LED31/840 L150W12 CD PSU	-	-
911401571742	RC570B LED50/940 L150W12 CD PSD	DALI	-
911401541142	SP570P LED50/840 L150W9 SD PSU	No	Not applicable
911401541242	SP570P LED31/840 L150W9 SD PSU	No	Not applicable
911401542442	SP570P LED50/940 L150W9 SD PSD	DMX	1%
911401542942	SM570C LED50/840 L150W9 SD PSU	No	Not applicable
911401543542	SP570P LED50/840 L150W9 CD PSU	No	Not applicable
911401543642	SP570P LED31/840 L150W9 CD PSU	No	Not applicable
911401544842	SP570P LED50/940 L150W9 CD PSD	DALI	1%
911401545342	SM570C LED50/840 L150W9 CD PSU	No	Not applicable
911401545942	SP571P LED50/840 L150W9 SD PSU	No	Not applicable
911401546842	SP571P LED50/840 L150W9 CD PSU	No	Not applicable
911401504543	SP570X LED40/940 L120W9 CD L1 W	Wireless Dim	1%
911401565942	RC570B LED40/840 L120W6 SD PSU	-	-
911401566842	RC570B LED40/940 L120W6 SD PSD	DALI	-
911401567242	RC570B LED40/840 L120W6 CD PSU	-	-
911401567342	RC570B LED25/840 L120W6 CD PSU	-	-
911401568642	RC570B LED40/940 L120W6 CD PSD	DALI	-

Order Code	Full Product Name	Dimmable	Maximum dim level
911401569242	RC570B LED40/9TW L120W6 SD PSD	DALI	-
911401569542	RC570B LED40/9TW L120W6 CD PSD	DALI	-
911401570842	RC570X LED40/940 L120W6 SD WIA	Wireless Dim	-
911401571142	RC570X LED40/940 L120W6 CD WIA	Wireless Dim	-
911401540742	SP570P LED20/840 L60W9 SD PSU	No	Not applicable
911401540842	SP570P LED12/840 L60W9 SD PSU	No	Not applicable
911401542242	SP570P LED20/940 L60W9 SD PSD	DMX	3%
911401542542	SM570C LED20/840 L60W9 SD PSU	No	Not applicable
911401543142	SP570P LED20/840 L60W9 CD PSU	No	Not applicable
911401543242	SP570P LED12/840 L60W9 CD PSU	No	Not applicable
911401544642	SP570P LED20/940 L60W9 CD PSD	DALI	3%
911401544942	SM570C LED20/840 L60W9 CD PSU	No	Not applicable
911401545542	SP571P LED20/840 L60W9 SD PSU	No	Not applicable
911401545642	SP571P LED12/840 L60W9 SD PSU	No	Not applicable
911401546442	SP571P LED20/840 L60W9 CD PSU	No	Not applicable
911401546542	SP571P LED12/840 L60W9 CD PSU	No	Not applicable
911401554843	SP570P LED60/840 L60W6 PSD Y	DALI	-
911401565842	RC570B LED20/840 L60W6 SD PSU	-	-
911401566742	RC570B LED20/940 L60W6 SD PSD	DALI	-
911401567042	RC570B LED20/840 L60W6 CD PSU	-	-
911401567142	RC570B LED12/840 L60W6 CD PSU	-	-
911401568542	RC570B LED20/940 L60W6 CD PSD	DALI	-
911401569142	RC570B LED20/9TW L60W6 SD PSD	DALI	-
911401569442	RC570B LED20/9TW L60W6 CD PSD	DALI	-
911401570742	RC570X LED20/940 L60W6 SD WIA	Wireless Dim	-
911401571042	RC570X LED20/940 L60W6 CD WIA	Wireless Dim	-
911401556843	SP570P LED45/940 L60W6 PSD HEX	DALI	-
911401547342	SP570P LED20/840 L60W12 SD PSU	No	Not applicable
911401548242	SP570P LED20/940 L60W12 SD PSD	DALI	3%
911401548542	SM570C LED20/840 L60W12 SD PSU	No	Not applicable
911401549142	SP570P LED20/840 L60W12 CD PSU	No	Not applicable
911401549242	SP570P LED12/840 L60W12 CD PSU	No	Not applicable
911401550642	SP570P LED20/940 L60W12 CD PSD	DALI	3%
911401550942	SM570C LED20/840 L60W12 CD PSU	No	Not applicable
911401551542	SP571P LED20/840 L60W12 SD PSU	No	Not applicable
911401552142	SP571P LED20/840 L60W12 CD PSU	No	Not applicable

### Mechanical and Housing

Order Code	Full Product Name	Optical cover type	Housing Color
911401502043	SP570X LED40/940 L120W6 SD L1 W	Polycarbonate bowl/cover	White RAL 9003
911401534842	SP570P LED50/840 L150W6 SD PSU	Opal	White
911401534942	SP570P LED31/840 L150W6 SD PSU	Opal	White
911401536242	SP570P LED50/940 L150W6 SD PSD	Opal	White
911401536742	SM570C LED50/840 L150W6 SD PSU	Opal	White

Order Code	Full Product Name	Optical cover type	Housing Color
911401537342	SP570P LED50/840 L150W6 CD PSU	Opal	White
911401537442	SP570P LED31/840 L150W6 CD PSU	Opal	White
911401538642	SP570P LED50/940 L150W6 CD PSD	Opal	White
911401539142	SM570C LED50/840 L150W6 CD PSU	Opal	White
911401539542	SP571P LED50/840 L150W6 SD PSU	Opal	White

## SlimBalance G3

Order Code	Full Product Name	Optical cover type	Housing Color	Order Code	Full Product Name	Optical cover type	Housing Color
911401540342	SP571P LED50/840 L150W6 CD PSU	Opal	White	911401570342	RC570B LED25/840 L120W12 CD PSU	Polycarbonate bowl/cover frosted	White RAL 9003
911401534642	SP570P LED40/840 L120W6 SD PSU	Opal	White	911401571342	RC570X LED40/940 L120W12 SD WIA	Polycarbonate bowl/cover frosted	White RAL 9003
911401534742	SP570P LED25/840 L120W6 SD PSU	Opal	White	911401571442	RC570X LED40/940 L120W12 CD WIA	Polycarbonate bowl/cover frosted	White RAL 9003
911401536142	SP570P LED40/940 L120W6 SD PSD	Opal	White	911401571642	RC570B LED40/940 L120W12 CD PSD	Polycarbonate bowl/cover frosted	White RAL 9003
911401536542	SM570C LED40/840 L120W6 SD PSU	Opal	White	911401540942	SP570P LED40/840 L120W9 SD PSU	Opal	White
911401537142	SP570P LED40/840 L120W6 CD PSU	Opal	White	911401541042	SP570P LED25/840 L120W9 SD PSU	Opal	White
911401537242	SP570P LED25/840 L120W6 CD PSU	Opal	White	911401542342	SP570P LED40/940 L120W9 SD PSD	Opal	White
911401538542	SP570P LED40/940 L120W6 CD PSD	Opal	White	911401542742	SM570C LED40/840 L120W9 SD PSU	Opal	White
911401538942	SM570C LED40/840 L120W6 CD PSU	Opal	White	911401543342	SP570P LED40/840 L120W9 CD PSU	Opal	White
911401539442	SP571P LED40/840 L120W6 SD PSU	Opal	White	911401543442	SP570P LED25/840 L120W9 CD PSU	Opal	White
911401540142	SP571P LED40/840 L120W6 CD PSU	Opal	White	911401544742	SP570P LED40/940 L120W9 CD PSD	Opal	White
911401502343	SP570X LED40/940 L120W6 CD L1 W	Polycarbonate bowl/cover	White RAL 9003	911401545142	SM570C LED40/840 L120W9 CD PSU	Opal	White
911401534442	SP570P LED20/840 L60W6 SD PSU	Opal	White	911401545742	SP571P LED40/840 L120W9 SD PSU	Opal	White
911401534542	SP570P LED12/840 L60W6 SD PSU	Opal	White	911401546642	SP571P LED40/840 L120W9 CD PSU	Opal	White
911401536042	SP570P LED20/940 L60W6 SD PSD	Opal	White	911401502243	SP570X LED20/940 L60W6 CD L1 W	Polycarbonate bowl/cover	White RAL 9003
911401536342	SM570C LED20/840 L60W6 SD PSU	Opal	White	911401547542	SP570P LED50/840 L150W12 SD PSU	Opal	White
911401536942	SP570P LED20/840 L60W6 CD PSU	Opal	White	911401548442	SP570P LED50/940 L150W12 SD PSD	Opal	White
911401537042	SP570P LED12/840 L60W6 CD PSU	Opal	White	911401548942	SM570C LED50/840 L150W12 SD PSU	Opal	White
911401538442	SP570P LED20/940 L60W6 CD PSD	Opal	White	911401549542	SP570P LED50/840 L150W12 CD PSU	Opal	White
911401538742	SM570C LED20/840 L60W6 CD PSU	Opal	White	911401549642	SP570P LED31/840 L150W12 CD PSU	Opal	White
911401539342	SP571P LED20/840 L60W6 SD PSU	Opal	White	911401550842	SP570P LED50/940 L150W12 CD PSD	Opal	White
911401539942	SP571P LED20/840 L60W6 CD PSU	Opal	White	911401551342	SM570C LED50/840 L150W12 CD PSU	Opal	White
911401540042	SP571P LED12/840 L60W6 CD PSU	Opal	White	911401551742	SP571P LED50/840 L150W12 SD PSU	Opal	White
911401568942	RC570B LED40/840 L120W12 SD PSU	Polycarbonate bowl/cover frosted	White RAL 9003	911401552342	SP571P LED50/840 L150W12 CD PSU	Opal	White
911401569842	RC570B LED40/940 L120W12 SD PSD	Polycarbonate bowl/cover frosted	White RAL 9003	911401501943	SP570X LED20/940 L60W6 SD L1 W	Polycarbonate bowl/cover	White RAL 9003
911401570242	RC570B LED40/840 L120W12 CD PSU	Polycarbonate bowl/cover frosted	White RAL 9003	911401572042	RC570B LED40/940 L60W6 PSD LC	Polycarbonate bowl/cover frosted	White RAL 9003

## SlimBalance G3

Order Code	Full Product Name	Optical cover type	Housing Color	Order Code	Full Product Name	Optical cover type	Housing Color
911401574042	RC570B LED40/840 L60W6 PSU LC	Polycarbonate bowl/ cover frosted	White RAL 9003	911401541242	SP570P LED31/840 L150W9 SD PSU	Opal	White
911401566042	RC570B LED50/840 L150W6 SD PSU	Polycarbonate bowl/ cover frosted	White RAL 9003	911401542442	SP570P LED50/940 L150W9 SD PSD	Opal	White
911401566942	RC570B LED50/940 L150W6 SD PSD	Polycarbonate bowl/ cover frosted	White RAL 9003	911401542942	SM570C LED50/840 L150W9 SD PSU	Opal	White
911401567442	RC570B LED50/840 L150W6 CD PSU	Polycarbonate bowl/ cover frosted	White RAL 9003	911401543542	SP570P LED50/840 L150W9 CD PSU	Opal	White
911401567542	RC570B LED31/840 L150W6 CD PSU	Polycarbonate bowl/ cover frosted	White RAL 9003	911401543642	SP570P LED31/840 L150W9 CD PSU	Opal	White
911401568742	RC570B LED50/940 L150W6 CD PSD	Polycarbonate bowl/ cover frosted	White RAL 9003	911401544842	SP570P LED50/940 L150W9 CD PSD	Opal	White
911401569342	RC570B LED50/9TW L150W6 SD PSD	Polycarbonate bowl/ cover frosted	White RAL 9003	911401545342	SM570C LED50/840 L150W9 CD PSU	Opal	White
911401569642	RC570B LED50/9TW L150W6 CD PSD	Polycarbonate bowl/ cover frosted	White RAL 9003	911401545942	SP571P LED50/840 L150W9 SD PSU	Opal	White
911401570942	RC570X LED50/940 L150W6 SD WIA	Polycarbonate bowl/ cover frosted	White RAL 9003	911401546842	SP571P LED50/840 L150W9 CD PSU	Opal	White
911401571242	RC570X LED50/940 L150W6 CD WIA	Polycarbonate bowl/ cover frosted	White RAL 9003	911401504543	SP570X LED40/940 L120W9 CD L1 W	Polycarbonate bowl/ cover	White RAL 9003
911401504443	SP570X LED40/940 L120W9 SD L1 W	Polycarbonate bowl/ cover	White RAL 9003	911401565942	RC570B LED40/840 L120W6 SD PSU	Polycarbonate bowl/ cover frosted	White RAL 9003
911401547442	SP570P LED40/840 L120W12 SD PSU	Opal	White	911401566842	RC570B LED40/940 L120W6 SD PSD	Polycarbonate bowl/ cover frosted	White RAL 9003
911401548342	SP570P LED40/940 L120W12 SD PSD	Opal	White	911401567242	RC570B LED40/840 L120W6 CD PSU	Polycarbonate bowl/ cover frosted	White RAL 9003
911401548742	SM570C LED40/840 L120W12 SD PSU	Opal	White	911401567342	RC570B LED25/840 L120W6 CD PSU	Polycarbonate bowl/ cover frosted	White RAL 9003
911401549342	SP570P LED40/840 L120W12 CD PSU	Opal	White	911401568642	RC570B LED40/940 L120W6 CD PSD	Polycarbonate bowl/ cover frosted	White RAL 9003
911401549442	SP570P LED25/840 L120W12 CD PSU	Opal	White	911401569242	RC570B LED40/9TW L120W6 SD PSD	Polycarbonate bowl/ cover frosted	White RAL 9003
911401550742	SP570P LED40/940 L120W12 CD PSD	Opal	White	911401569542	RC570B LED40/9TW L120W6 CD PSD	Polycarbonate bowl/ cover frosted	White RAL 9003
911401551142	SM570C LED40/840 L120W12 CD PSU	Opal	White	911401570842	RC570X LED40/940 L120W6 SD WIA	Polycarbonate bowl/ cover frosted	White RAL 9003
911401551642	SP571P LED40/840 L120W12 SD PSU	Opal	White	911401571142	RC570X LED40/940 L120W6 CD WIA	Polycarbonate bowl/ cover frosted	White RAL 9003
911401552242	SP571P LED40/840 L120W12 CD PSU	Opal	White	911401540742	SP570P LED20/840 L60W9 SD PSU	Opal	White
911401569042	RC570B LED50/840 L150W12 SD PSU	Polycarbonate bowl/ cover frosted	White RAL 9003	911401540842	SP570P LED12/840 L60W9 SD PSU	Opal	White
911401569942	RC570B LED50/940 L150W12 SD PSD	Polycarbonate bowl/ cover frosted	White RAL 9003	911401542242	SP570P LED20/940 L60W9 SD PSD	Opal	White
911401570442	RC570B LED50/840 L150W12 CD PSU	Polycarbonate bowl/ cover frosted	White RAL 9003	911401542542	SM570C LED20/840 L60W9 SD PSU	Opal	White
911401570542	RC570B LED31/840 L150W12 CD PSU	Polycarbonate bowl/ cover frosted	White RAL 9003	911401543142	SP570P LED20/840 L60W9 CD PSU	Opal	White
911401571742	RC570B LED50/940 L150W12 CD PSD	Polycarbonate bowl/ cover frosted	White RAL 9003	911401543242	SP570P LED12/840 L60W9 CD PSU	Opal	White
911401541142	SP570P LED50/840 L150W9 SD PSU	Opal	White	911401544642	SP570P LED20/940 L60W9 CD PSD	Opal	White

## SlimBalance G3

Order Code	Full Product Name	Optical cover type	Housing Color
911401544942	SM570C LED20/840 L60W9 CD PSU	Opal	White
911401545542	SP571P LED20/840 L60W9 SD PSU	Opal	White
911401545642	SP571P LED12/840 L60W9 SD PSU	Opal	White
911401546442	SP571P LED20/840 L60W9 CD PSU	Opal	White
911401546542	SP571P LED12/840 L60W9 CD PSU	Opal	White
911401554843	SP570P LED60/840 L60W6 PSD Y	Polycarbonate bowl/cover frosted	White RAL 9003
911401565842	RC570B LED20/840 L60W6 SD PSU	Polycarbonate bowl/cover frosted	White RAL 9003
911401566742	RC570B LED20/940 L60W6 SD PSD	Polycarbonate bowl/cover frosted	White RAL 9003
911401567042	RC570B LED20/840 L60W6 CD PSU	Polycarbonate bowl/cover frosted	White RAL 9003
911401567142	RC570B LED12/840 L60W6 CD PSU	Polycarbonate bowl/cover frosted	White RAL 9003
911401568542	RC570B LED20/940 L60W6 CD PSD	Polycarbonate bowl/cover frosted	White RAL 9003
911401569142	RC570B LED20/9TW L60W6 SD PSD	Polycarbonate bowl/cover frosted	White RAL 9003
911401569442	RC570B LED20/9TW L60W6 CD PSD	Polycarbonate bowl/cover frosted	White RAL 9003

Order Code	Full Product Name	Optical cover type	Housing Color
911401570742	RC570X LED20/940 L60W6 SD WIA	Polycarbonate bowl/cover frosted	White RAL 9003
911401571042	RC570X LED20/940 L60W6 CD WIA	Polycarbonate bowl/cover frosted	White RAL 9003
911401556843	SP570P LED45/940 L60W6 PSD HEX	Polycarbonate bowl/cover frosted	White RAL 9003
911401547342	SP570P LED20/840 L60W12 SD PSU	Opal	White
911401548242	SP570P LED20/940 L60W12 SD PSD	Opal	White
911401548542	SM570C LED20/840 L60W12 SD PSU	Opal	White
911401549142	SP570P LED20/840 L60W12 CD PSU	Opal	White
911401549242	SP570P LED12/840 L60W12 CD PSU	Opal	White
911401550642	SP570P LED20/940 L60W12 CD PSD	Opal	White
911401550942	SM570C LED20/840 L60W12 CD PSU	Opal	White
911401551542	SP571P LED20/840 L60W12 SD PSU	Opal	White
911401552142	SP571P LED20/840 L60W12 CD PSU	Opal	White

### Approval and Application

Order Code	Full Product Name	Ambient temperature range	Flammability mark
911401502043	SP570X LED40/940 L120W6 SD L1 W	-20 °C to 40 °C	-
911401534842	SP570P LED50/840 L150W6 SD PSU	-20 °C to 40 °C	For mounting on normally flammable surfaces
911401534942	SP570P LED31/840 L150W6 SD PSU	-20 °C to 40 °C	For mounting on normally flammable surfaces
911401536242	SP570P LED50/940 L150W6 SD PSD	-20 °C to 40 °C	For mounting on normally flammable surfaces
911401536742	SM570C LED50/840 L150W6 SD PSU	-20 °C to 40 °C	For mounting on normally flammable surfaces
911401537342	SP570P LED50/840 L150W6 CD PSU	-20 °C to 40 °C	For mounting on normally flammable surfaces
911401537442	SP570P LED31/840 L150W6 CD PSU	-20 °C to 40 °C	For mounting on normally flammable surfaces

Order Code	Full Product Name	Ambient temperature range	Flammability mark
911401538642	SP570P LED50/940 L150W6 CD PSD	-20 °C to 40 °C	For mounting on normally flammable surfaces
911401539142	SM570C LED50/840 L150W6 CD PSU	-20 °C to 40 °C	For mounting on normally flammable surfaces
911401539542	SP571P LED50/840 L150W6 SD PSU	-20 °C to 40 °C	For mounting on normally flammable surfaces
911401540342	SP571P LED50/840 L150W6 CD PSU	-20 °C to 40 °C	For mounting on normally flammable surfaces
911401534642	SP570P LED40/840 L120W6 SD PSU	-20 °C to 40 °C	For mounting on normally flammable surfaces
911401534742	SP570P LED25/840 L120W6 SD PSU	-20 °C to 40 °C	For mounting on normally flammable surfaces
911401536142	SP570P LED40/940 L120W6 SD PSD	-20 °C to 40 °C	For mounting on normally flammable surfaces

## SlimBalance G3

Order Code	Full Product Name	Ambient temperature	
		range	Flammability mark
911401536542	SM570C LED40/840 L120W6 SD PSU	-20 °C to 40 °C	For mounting on normally flammable surfaces
911401537142	SP570P LED40/840 L120W6 CD PSU	-20 °C to 40 °C	For mounting on normally flammable surfaces
911401537242	SP570P LED25/840 L120W6 CD PSU	-20 °C to 40 °C	For mounting on normally flammable surfaces
911401538542	SP570P LED40/940 L120W6 CD PSD	-20 °C to 40 °C	For mounting on normally flammable surfaces
911401538942	SM570C LED40/840 L120W6 CD PSU	-20 °C to 40 °C	For mounting on normally flammable surfaces
911401539442	SP571P LED40/840 L120W6 SD PSU	-20 °C to 40 °C	For mounting on normally flammable surfaces
911401540142	SP571P LED40/840 L120W6 CD PSU	-20 °C to 40 °C	For mounting on normally flammable surfaces
911401502343	SP570X LED40/940 L120W6 CD L1 W	-20 °C to 40 °C	-
911401534442	SP570P LED20/840 L60W6 SD PSU	-20 °C to 40 °C	For mounting on normally flammable surfaces
911401534542	SP570P LED12/840 L60W6 SD PSU	-20 °C to 40 °C	For mounting on normally flammable surfaces
911401536042	SP570P LED20/940 L60W6 SD PSD	-20 °C to 40 °C	For mounting on normally flammable surfaces
911401536342	SM570C LED20/840 L60W6 SD PSU	-20 °C to 40 °C	For mounting on normally flammable surfaces
911401536942	SP570P LED20/840 L60W6 CD PSU	-20 °C to 40 °C	For mounting on normally flammable surfaces
911401537042	SP570P LED12/840 L60W6 CD PSU	-20 °C to 40 °C	For mounting on normally flammable surfaces
911401538442	SP570P LED20/940 L60W6 CD PSD	-20 °C to 40 °C	For mounting on normally flammable surfaces
911401538742	SM570C LED20/840 L60W6 CD PSU	-20 °C to 40 °C	For mounting on normally flammable surfaces
911401539342	SP571P LED20/840 L60W6 SD PSU	-20 °C to 40 °C	For mounting on normally flammable surfaces

Order Code	Full Product Name	Ambient temperature	
		range	Flammability mark
911401539942	SP571P LED20/840 L60W6 CD PSU	-20 °C to 40 °C	For mounting on normally flammable surfaces
911401540042	SP571P LED12/840 L60W6 CD PSU	-20 °C to 40 °C	For mounting on normally flammable surfaces
911401568942	RC570B LED40/840 L120W12 SD PSU	-20 to +40 °C	For mounting on normally flammable surfaces
911401569842	RC570B LED40/940 L120W12 SD PSD	-20 to +40 °C	For mounting on normally flammable surfaces
911401570242	RC570B LED40/840 L120W12 CD PSU	-20 to +40 °C	For mounting on normally flammable surfaces
911401570342	RC570B LED25/840 L120W12 CD PSU	-20 to +40 °C	For mounting on normally flammable surfaces
911401571342	RC570X LED40/940 L120W12 SD WIA	-20 to +40 °C	For mounting on normally flammable surfaces
911401571442	RC570X LED40/940 L120W12 CD WIA	-20 to +40 °C	For mounting on normally flammable surfaces
911401571642	RC570B LED40/940 L120W12 CD PSD	-20 to +40 °C	For mounting on normally flammable surfaces
911401540942	SP570P LED40/840 L120W9 SD PSU	-20 °C to 40 °C	For mounting on normally flammable surfaces
911401541042	SP570P LED25/840 L120W9 SD PSU	-20 °C to 40 °C	For mounting on normally flammable surfaces
911401542342	SP570P LED40/940 L120W9 SD PSD	-20 °C to 40 °C	For mounting on normally flammable surfaces
911401542742	SM570C LED40/840 L120W9 SD PSU	-20 °C to 40 °C	For mounting on normally flammable surfaces
911401543342	SP570P LED40/840 L120W9 CD PSU	-20 °C to 40 °C	For mounting on normally flammable surfaces
911401543442	SP570P LED25/840 L120W9 CD PSU	-20 °C to 40 °C	For mounting on normally flammable surfaces
911401544742	SP570P LED40/940 L120W9 CD PSD	-20 °C to 40 °C	For mounting on normally flammable surfaces
911401545142	SM570C LED40/840 L120W9 CD PSU	-20 °C to 40 °C	For mounting on normally flammable surfaces

## SlimBalance G3

Order Code	Full Product Name	Ambient temperature	
		range	Flammability mark
911401545742	SP571P LED40/840 L120W9 SD PSU	-20 °C to 40 °C	For mounting on normally flammable surfaces
911401546642	SP571P LED40/840 L120W9 CD PSU	-20 °C to 40 °C	For mounting on normally flammable surfaces
911401502243	SP570X LED20/940 L60W6 CD L1 W	-20 °C to 40 °C	-
911401547542	SP570P LED50/840 L150W12 SD PSU	-20 °C to 40 °C	For mounting on normally flammable surfaces
911401548442	SP570P LED50/940 L150W12 SD PSD	-20 °C to 40 °C	For mounting on normally flammable surfaces
911401548942	SM570C LED50/840 L150W12 SD PSU	-20 °C to 40 °C	For mounting on normally flammable surfaces
911401549542	SP570P LED50/840 L150W12 CD PSU	-20 °C to 40 °C	For mounting on normally flammable surfaces
911401549642	SP570P LED31/840 L150W12 CD PSU	-20 °C to 40 °C	For mounting on normally flammable surfaces
911401550842	SP570P LED50/940 L150W12 CD PSD	-20 °C to 40 °C	For mounting on normally flammable surfaces
911401551342	SM570C LED50/840 L150W12 CD PSU	-20 °C to 40 °C	For mounting on normally flammable surfaces
911401551742	SP571P LED50/840 L150W12 SD PSU	-20 °C to 40 °C	For mounting on normally flammable surfaces
911401552342	SP571P LED50/840 L150W12 CD PSU	-20 °C to 40 °C	For mounting on normally flammable surfaces
911401501943	SP570X LED20/940 L60W6 SD L1 W	-20 °C to 40 °C	-
911401572042	RC570B LED40/940 L60W6 PSD LC	-20 to +40 °C	For mounting on normally flammable surfaces
911401574042	RC570B LED40/840 L60W6 PSU LC	-20 to +40 °C	For mounting on normally flammable surfaces
911401566042	RC570B LED50/840 L150W6 SD PSU	-20 to +40 °C	For mounting on normally flammable surfaces
911401566942	RC570B LED50/940 L150W6 SD PSD	-20 to +40 °C	For mounting on normally flammable surfaces

Order Code	Full Product Name	Ambient temperature	
		range	Flammability mark
911401567442	RC570B LED50/840 L150W6 CD PSU	-20 to +40 °C	For mounting on normally flammable surfaces
911401567542	RC570B LED31/840 L150W6 CD PSU	-20 to +40 °C	For mounting on normally flammable surfaces
911401568742	RC570B LED50/940 L150W6 CD PSD	-20 to +40 °C	For mounting on normally flammable surfaces
911401569342	RC570B LED50/9TW L150W6 SD PSD	-20 to +40 °C	For mounting on normally flammable surfaces
911401569642	RC570B LED50/9TW L150W6 CD PSD	-20 to +40 °C	For mounting on normally flammable surfaces
911401570942	RC570X LED50/940 L150W6 SD WIA	-20 to +40 °C	For mounting on normally flammable surfaces
911401571242	RC570X LED50/940 L150W6 CD WIA	-20 to +40 °C	For mounting on normally flammable surfaces
911401504443	SP570X LED40/940 L120W9 SD L1 W	-20 °C to 40 °C	-
911401547442	SP570P LED40/840 L120W12 SD PSU	-20 °C to 40 °C	For mounting on normally flammable surfaces
911401548342	SP570P LED40/940 L120W12 SD PSD	-20 °C to 40 °C	For mounting on normally flammable surfaces
911401548742	SM570C LED40/840 L120W12 SD PSU	-20 °C to 40 °C	For mounting on normally flammable surfaces
911401549342	SP570P LED40/840 L120W12 CD PSU	-20 °C to 40 °C	For mounting on normally flammable surfaces
911401549442	SP570P LED25/840 L120W12 CD PSU	-20 °C to 40 °C	For mounting on normally flammable surfaces
911401550742	SP570P LED40/940 L120W12 CD PSD	-20 °C to 40 °C	For mounting on normally flammable surfaces
911401551142	SM570C LED40/840 L120W12 CD PSU	-20 °C to 40 °C	For mounting on normally flammable surfaces
911401551642	SP571P LED40/840 L120W12 SD PSU	-20 °C to 40 °C	For mounting on normally flammable surfaces
911401552242	SP571P LED40/840 L120W12 CD PSU	-20 °C to 40 °C	For mounting on normally flammable surfaces

## SlimBalance G3

Order Code	Full Product Name	Ambient temperature	
		range	Flammability mark
911401569042	RC570B LED50/840 L150W12 SD PSU	-20 to +40 °C	For mounting on normally flammable surfaces
911401569942	RC570B LED50/940 L150W12 SD PSD	-20 to +40 °C	For mounting on normally flammable surfaces
911401570442	RC570B LED50/840 L150W12 CD PSU	-20 to +40 °C	For mounting on normally flammable surfaces
911401570542	RC570B LED31/840 L150W12 CD PSU	-20 to +40 °C	For mounting on normally flammable surfaces
911401571742	RC570B LED50/940 L150W12 CD PSD	-20 to +40 °C	For mounting on normally flammable surfaces
911401541142	SP570P LED50/840 L150W9 SD PSU	-20 °C to 40 °C	For mounting on normally flammable surfaces
911401541242	SP570P LED31/840 L150W9 SD PSU	-20 °C to 40 °C	For mounting on normally flammable surfaces
911401542442	SP570P LED50/940 L150W9 SD PSD	-20 °C to 40 °C	For mounting on normally flammable surfaces
911401542942	SM570C LED50/840 L150W9 SD PSU	-20 °C to 40 °C	For mounting on normally flammable surfaces
911401543542	SP570P LED50/840 L150W9 CD PSU	-20 °C to 40 °C	For mounting on normally flammable surfaces
911401543642	SP570P LED31/840 L150W9 CD PSU	-20 °C to 40 °C	For mounting on normally flammable surfaces
911401544842	SP570P LED50/940 L150W9 CD PSD	-20 °C to 40 °C	For mounting on normally flammable surfaces
911401545342	SM570C LED50/840 L150W9 CD PSU	-20 °C to 40 °C	For mounting on normally flammable surfaces
911401545942	SP571P LED50/840 L150W9 SD PSU	-20 °C to 40 °C	For mounting on normally flammable surfaces
911401546842	SP571P LED50/840 L150W9 CD PSU	-20 °C to 40 °C	For mounting on normally flammable surfaces
911401504543	SP570X LED40/940 L120W9 CD L1 W	-20 °C to 40 °C	-
911401565942	RC570B LED40/840 L120W6 SD PSU	-20 to +40 °C	For mounting on normally flammable surfaces

Order Code	Full Product Name	Ambient temperature	
		range	Flammability mark
911401566842	RC570B LED40/940 L120W6 SD PSD	-20 to +40 °C	For mounting on normally flammable surfaces
911401567242	RC570B LED40/840 L120W6 CD PSU	-20 to +40 °C	For mounting on normally flammable surfaces
911401567342	RC570B LED25/840 L120W6 CD PSU	-20 to +40 °C	For mounting on normally flammable surfaces
911401568642	RC570B LED40/940 L120W6 CD PSD	-20 to +40 °C	For mounting on normally flammable surfaces
911401569242	RC570B LED40/9TW L120W6 SD PSD	-20 to +40 °C	For mounting on normally flammable surfaces
911401569542	RC570B LED40/9TW L120W6 CD PSD	-20 to +40 °C	For mounting on normally flammable surfaces
911401570842	RC570X LED40/940 L120W6 SD WIA	-20 to +40 °C	For mounting on normally flammable surfaces
911401571142	RC570X LED40/940 L120W6 CD WIA	-20 to +40 °C	For mounting on normally flammable surfaces
911401540742	SP570P LED20/840 L60W9 SD PSU	-20 °C to 40 °C	For mounting on normally flammable surfaces
911401540842	SP570P LED12/840 L60W9 SD PSU	-20 °C to 40 °C	For mounting on normally flammable surfaces
911401542242	SP570P LED20/940 L60W9 SD PSD	-20 °C to 40 °C	For mounting on normally flammable surfaces
911401542542	SM570C LED20/840 L60W9 SD PSU	-20 °C to 40 °C	For mounting on normally flammable surfaces
911401543142	SP570P LED20/840 L60W9 CD PSU	-20 °C to 40 °C	For mounting on normally flammable surfaces
911401543242	SP570P LED12/840 L60W9 CD PSU	-20 °C to 40 °C	For mounting on normally flammable surfaces
911401544642	SP570P LED20/940 L60W9 CD PSD	-20 °C to 40 °C	For mounting on normally flammable surfaces
911401544942	SM570C LED20/840 L60W9 CD PSU	-20 °C to 40 °C	For mounting on normally flammable surfaces
911401545542	SP571P LED20/840 L60W9 SD PSU	-20 °C to 40 °C	For mounting on normally flammable surfaces

## SlimBalance G3

Order Code	Full Product Name	Ambient temperature	
		range	Flammability mark
911401545642	SP571P LED12/840 L60W9 SD PSU	-20 °C to 40 °C	For mounting on normally flammable surfaces
911401546442	SP571P LED20/840 L60W9 CD PSU	-20 °C to 40 °C	For mounting on normally flammable surfaces
911401546542	SP571P LED12/840 L60W9 CD PSU	-20 °C to 40 °C	For mounting on normally flammable surfaces
911401554843	SP570P LED60/840 L60W6 PSD Y	-20 to +40 °C	For mounting on normally flammable surfaces
911401565842	RC570B LED20/840 L60W6 SD PSU	-20 to +40 °C	For mounting on normally flammable surfaces
911401566742	RC570B LED20/940 L60W6 SD PSD	-20 to +40 °C	For mounting on normally flammable surfaces
911401567042	RC570B LED20/840 L60W6 CD PSU	-20 to +40 °C	For mounting on normally flammable surfaces
911401567142	RC570B LED12/840 L60W6 CD PSU	-20 to +40 °C	For mounting on normally flammable surfaces
911401568542	RC570B LED20/940 L60W6 CD PSD	-20 to +40 °C	For mounting on normally flammable surfaces
911401569142	RC570B LED20/9TW L60W6 SD PSD	-20 to +40 °C	For mounting on normally flammable surfaces
911401569442	RC570B LED20/9TW L60W6 CD PSD	-20 to +40 °C	For mounting on normally flammable surfaces
911401570742	RC570X LED20/940 L60W6 SD WIA	-20 to +40 °C	For mounting on normally flammable surfaces

Order Code	Full Product Name	Ambient temperature	
		range	Flammability mark
911401571042	RC570X LED20/940 L60W6 CD WIA	-20 to +40 °C	For mounting on normally flammable surfaces
911401556843	SP570P LED45/940 L60W6 PSD HEX	-20 to +40 °C	For mounting on normally flammable surfaces
911401547342	SP570P LED20/840 L60W12 SD PSU	-20 °C to 40 °C	For mounting on normally flammable surfaces
911401548242	SP570P LED20/940 L60W12 SD PSD	-20 °C to 40 °C	For mounting on normally flammable surfaces
911401548542	SM570C LED20/840 L60W12 SD PSU	-20 °C to 40 °C	For mounting on normally flammable surfaces
911401549142	SP570P LED20/840 L60W12 CD PSU	-20 °C to 40 °C	For mounting on normally flammable surfaces
911401549242	SP570P LED12/840 L60W12 CD PSU	-20 °C to 40 °C	For mounting on normally flammable surfaces
911401550642	SP570P LED20/940 L60W12 CD PSD	-20 °C to 40 °C	For mounting on normally flammable surfaces
911401550942	SM570C LED20/840 L60W12 CD PSU	-20 °C to 40 °C	For mounting on normally flammable surfaces
911401551542	SP571P LED20/840 L60W12 SD PSU	-20 °C to 40 °C	For mounting on normally flammable surfaces
911401552142	SP571P LED20/840 L60W12 CD PSU	-20 °C to 40 °C	For mounting on normally flammable surfaces

### Initial Performance (IEC Compliant)

Order Code	Full Product Name	Initial chromaticity	Luminous flux
			tolerance
911401502043	SP570X LED40/940 L120W6 SD L1 W	(0.3859,0.3772)SDCM≤4	-10% / +10%
911401534842	SP570P LED50/840 L150W6 SD PSU	SDCM≤4	-10% / +10%
911401534942	SP570P LED31/840 L150W6 SD PSU	SDCM≤4	-10% / +10%
911401536242	SP570P LED50/940 L150W6 SD PSD	SDCM≤4	-10% / +10%
911401536742	SM570C LED50/840 L150W6 SD PSU	SDCM≤4	-10% / +10%

Order Code	Full Product Name	Initial chromaticity	Luminous flux
			tolerance
911401537342	SP570P LED50/840 L150W6 CD PSU	SDCM≤4	-10% / +10%
911401537442	SP570P LED31/840 L150W6 CD PSU	SDCM≤4	-10% / +10%
911401538642	SP570P LED50/940 L150W6 CD PSD	SDCM≤4	-10% / +10%
911401539142	SM570C LED50/840 L150W6 CD PSU	SDCM≤4	-10% / +10%
911401539542	SP571P LED50/840 L150W6 SD PSU	SDCM≤4	-10% / +10%

## SlimBalance G3

Order Code	Full Product Name	Initial chromaticity	Luminous flux tolerance
911401540342	SP571P LED50/840 L150W6 CD PSU	SDCM<=4	-10% / +10%
911401534642	SP570P LED40/840 L120W6 SD PSU	SDCM<=4	-10% / +10%
911401534742	SP570P LED25/840 L120W6 SD PSU	SDCM<=4	-10% / +10%
911401536142	SP570P LED40/940 L120W6 SD PSD	SDCM<=4	-10% / +10%
911401536542	SM570C LED40/840 L120W6 SD PSU	SDCM<=4	-10% / +10%
911401537142	SP570P LED40/840 L120W6 CD PSU	SDCM<=4	-10% / +10%
911401537242	SP570P LED25/840 L120W6 CD PSU	SDCM<=4	-10% / +10%
911401538542	SP570P LED40/940 L120W6 CD PSD	SDCM<=4	-10% / +10%
911401538942	SM570C LED40/840 L120W6 CD PSU	SDCM<=4	-10% / +10%
911401539442	SP571P LED40/840 L120W6 SD PSU	SDCM<=4	-10% / +10%
911401540142	SP571P LED40/840 L120W6 CD PSU	SDCM<=4	-10% / +10%
911401502343	SP570X LED40/940 L120W6 CD L1 W	(0.3859,0.3772)SDCM≤4	-10% / +10%
911401534442	SP570P LED20/840 L60W6 SD PSU	SDCM<=4	-10% / +10%
911401534542	SP570P LED12/840 L60W6 SD PSU	SDCM<=4	-10% / +10%
911401536042	SP570P LED20/940 L60W6 SD PSD	SDCM<=4	-10% / +10%
911401536342	SM570C LED20/840 L60W6 SD PSU	SDCM<=4	-10% / +10%
911401536942	SP570P LED20/840 L60W6 CD PSU	SDCM<=4	-10% / +10%
911401537042	SP570P LED12/840 L60W6 CD PSU	SDCM<=4	-10% / +10%
911401538442	SP570P LED20/940 L60W6 CD PSD	SDCM<=4	-10% / +10%
911401538742	SM570C LED20/840 L60W6 CD PSU	SDCM<=4	-10% / +10%
911401539342	SP571P LED20/840 L60W6 SD PSU	SDCM<=4	-10% / +10%
911401539942	SP571P LED20/840 L60W6 CD PSU	SDCM<=4	-10% / +10%
911401540042	SP571P LED12/840 L60W6 CD PSU	SDCM<=4	-10% / +10%
911401568942	RC570B LED40/840 L120W12 SD PSU	SDCM<=4	+/-10%
911401569842	RC570B LED40/940 L120W12 SD PSD	SDCM<=4	+/-10%

Order Code	Full Product Name	Initial chromaticity	Luminous flux tolerance
911401570242	RC570B LED40/840 L120W12 CD PSU	SDCM<=4	+/-10%
911401570342	RC570B LED25/840 L120W12 CD PSU	SDCM<=4	+/-10%
911401571342	RC570X LED40/940 L120W12 SD WIA	SDCM<=4	+/-10%
911401571442	RC570X LED40/940 L120W12 CD WIA	SDCM<=4	+/-10%
911401571642	RC570B LED40/940 L120W12 CD PSD	SDCM<=4	+/-10%
911401540942	SP570P LED40/840 L120W9 SD PSU	SDCM<=4	-10% / +10%
911401541042	SP570P LED25/840 L120W9 SD PSU	SDCM<=4	-10% / +10%
911401542342	SP570P LED40/940 L120W9 SD PSD	SDCM<=4	-10% / +10%
911401542742	SM570C LED40/840 L120W9 SD PSU	SDCM<=4	-10% / +10%
911401543342	SP570P LED40/840 L120W9 CD PSU	SDCM<=4	-10% / +10%
911401543442	SP570P LED25/840 L120W9 CD PSU	SDCM<=4	-10% / +10%
911401544742	SP570P LED40/940 L120W9 CD PSD	SDCM<=4	-10% / +10%
911401545142	SM570C LED40/840 L120W9 CD PSU	SDCM<=4	-10% / +10%
911401545742	SP571P LED40/840 L120W9 SD PSU	SDCM<=4	-10% / +10%
911401546642	SP571P LED40/840 L120W9 CD PSU	SDCM<=4	-10% / +10%
911401502243	SP570X LED20/940 L60W6 CD L1 W	(0.3859,0.3772)SDCM≤4	-10% / +10%
911401547542	SP570P LED50/840 L150W12 SD PSU	SDCM<=4	-10% / +10%
911401548442	SP570P LED50/940 L150W12 SD PSD	SDCM<=4	-10% / +10%
911401548942	SM570C LED50/840 L150W12 SD PSU	SDCM<=4	-10% / +10%
911401549542	SP570P LED50/840 L150W12 CD PSU	SDCM<=4	-10% / +10%
911401549642	SP570P LED31/840 L150W12 CD PSU	SDCM<=4	-10% / +10%
911401550842	SP570P LED50/940 L150W12 CD PSD	SDCM<=4	-10% / +10%
911401551342	SM570C LED50/840 L150W12 CD PSU	SDCM<=4	-10% / +10%
911401551742	SP571P LED50/840 L150W12 SD PSU	SDCM<=4	-10% / +10%
911401552342	SP571P LED50/840 L150W12 CD PSU	SDCM<=4	-10% / +10%

## SlimBalance G3

Order Code	Full Product Name	Initial chromaticity	Luminous flux tolerance
911401501943	SP570X LED20/940 L60W6 SD L1 W	(0.3859,0.3772)SDCM≤4	-10% / +10%
911401572042	RC570B LED40/940 L60W6 PSD LC	SDCM≤=4	+/-10%
911401574042	RC570B LED40/840 L60W6 PSU LC	SDCM≤=4	+/-10%
911401566042	RC570B LED50/840 L150W6 SD PSU	SDCM≤=4	+/-10%
911401566942	RC570B LED50/940 L150W6 SD PSD	SDCM≤=4	+/-10%
911401567442	RC570B LED50/840 L150W6 CD PSU	SDCM≤=4	+/-10%
911401567542	RC570B LED31/840 L150W6 CD PSU	SDCM≤=4	+/-10%
911401568742	RC570B LED50/940 L150W6 CD PSD	SDCM≤=4	+/-10%
911401569342	RC570B LED50/9TW L150W6 SD PSD	SDCM≤=4	+/-10%
911401569642	RC570B LED50/9TW L150W6 CD PSD	SDCM≤=4	+/-10%
911401570942	RC570X LED50/940 L150W6 SD WIA	SDCM≤=4	+/-10%
911401571242	RC570X LED50/940 L150W6 CD WIA	SDCM≤=4	+/-10%
911401504443	SP570X LED40/940 L120W9 SD L1 W	(0.3859,0.3772)SDCM≤4	-10% / +10%
911401547442	SP570P LED40/840 L120W12 SD PSU	SDCM≤=4	-10% / +10%
911401548342	SP570P LED40/940 L120W12 SD PSD	SDCM≤=4	-10% / +10%
911401548742	SM570C LED40/840 L120W12 SD PSU	SDCM≤=4	-10% / +10%
911401549342	SP570P LED40/840 L120W12 CD PSU	SDCM≤=4	-10% / +10%
911401549442	SP570P LED25/840 L120W12 CD PSU	SDCM≤=4	-10% / +10%
911401550742	SP570P LED40/940 L120W12 CD PSD	SDCM≤=4	-10% / +10%
911401551142	SM570C LED40/840 L120W12 CD PSU	SDCM≤=4	-10% / +10%
911401551642	SP571P LED40/840 L120W12 SD PSU	SDCM≤=4	-10% / +10%
911401552242	SP571P LED40/840 L120W12 CD PSU	SDCM≤=4	-10% / +10%
911401569042	RC570B LED50/840 L150W12 SD PSU	SDCM≤=4	+/-10%
911401569942	RC570B LED50/940 L150W12 SD PSD	SDCM≤=4	+/-10%
911401570442	RC570B LED50/840 L150W12 CD PSU	SDCM≤=4	+/-10%

Order Code	Full Product Name	Initial chromaticity	Luminous flux tolerance
911401570542	RC570B LED31/840 L150W12 CD PSU	SDCM≤=4	+/-10%
911401571742	RC570B LED50/940 L150W12 CD PSD	SDCM≤=4	+/-10%
911401541142	SP570P LED50/840 L150W9 SD PSU	SDCM≤=4	-10% / +10%
911401541242	SP570P LED31/840 L150W9 SD PSU	SDCM≤=4	-10% / +10%
911401542442	SP570P LED50/940 L150W9 SD PSD	SDCM≤=4	-10% / +10%
911401542942	SM570C LED50/840 L150W9 SD PSU	SDCM≤=4	-10% / +10%
911401543542	SP570P LED50/840 L150W9 CD PSU	SDCM≤=4	-10% / +10%
911401543642	SP570P LED31/840 L150W9 CD PSU	SDCM≤=4	-10% / +10%
911401544842	SP570P LED50/940 L150W9 CD PSD	SDCM≤=4	-10% / +10%
911401545342	SM570C LED50/840 L150W9 CD PSU	SDCM≤=4	-10% / +10%
911401545942	SP571P LED50/840 L150W9 SD PSU	SDCM≤=4	-10% / +10%
911401546842	SP571P LED50/840 L150W9 CD PSU	SDCM≤=4	-10% / +10%
911401504543	SP570X LED40/940 L120W9 CD L1 W	(0.3859,0.3772)SDCM≤4	-10% / +10%
911401565942	RC570B LED40/840 L120W6 SD PSU	SDCM≤=4	+/-10%
911401566842	RC570B LED40/940 L120W6 SD PSD	SDCM≤=4	+/-10%
911401567242	RC570B LED40/840 L120W6 CD PSU	SDCM≤=4	+/-10%
911401567342	RC570B LED25/840 L120W6 CD PSU	SDCM≤=4	+/-10%
911401568642	RC570B LED40/940 L120W6 CD PSD	SDCM≤=4	+/-10%
911401569242	RC570B LED40/9TW L120W6 SD PSD	SDCM≤=4	+/-10%
911401569542	RC570B LED40/9TW L120W6 CD PSD	SDCM≤=4	+/-10%
911401570842	RC570X LED40/940 L120W6 SD WIA	SDCM≤=4	+/-10%
911401571142	RC570X LED40/940 L120W6 CD WIA	SDCM≤=4	+/-10%
911401540742	SP570P LED20/840 L60W9 SD PSU	SDCM≤=4	-10% / +10%
911401540842	SP570P LED12/840 L60W9 SD PSU	SDCM≤=4	-10% / +10%
911401542242	SP570P LED20/940 L60W9 SD PSD	SDCM≤=4	-10% / +10%

## SlimBalance G3

Order Code	Full Product Name	Initial chromaticity	Luminous flux tolerance
911401542542	SM570C LED20/840 L60W9 SD PSU	SDCM<=4	-10% / +10%
911401543142	SP570P LED20/840 L60W9 CD PSU	SDCM<=4	-10% / +10%
911401543242	SP570P LED12/840 L60W9 CD PSU	SDCM<=4	-10% / +10%
911401544642	SP570P LED20/940 L60W9 CD PSD	SDCM<=4	-10% / +10%
911401544942	SM570C LED20/840 L60W9 CD PSU	SDCM<=4	-10% / +10%
911401545542	SP571P LED20/840 L60W9 SD PSU	SDCM<=4	-10% / +10%
911401545642	SP571P LED12/840 L60W9 SD PSU	SDCM<=4	-10% / +10%
911401546442	SP571P LED20/840 L60W9 CD PSU	SDCM<=4	-10% / +10%
911401546542	SP571P LED12/840 L60W9 CD PSU	SDCM<=4	-10% / +10%
911401554843	SP570P LED60/840 L60W6 PSD Y	SDCM<=4	+/-10%
911401565842	RC570B LED20/840 L60W6 SD PSU	SDCM<=4	+/-10%
911401566742	RC570B LED20/940 L60W6 SD PSD	SDCM<=4	+/-10%
911401567042	RC570B LED20/840 L60W6 CD PSU	SDCM<=4	+/-10%
911401567142	RC570B LED12/840 L60W6 CD PSU	SDCM<=4	+/-10%
911401568542	RC570B LED20/940 L60W6 CD PSD	SDCM<=4	+/-10%

Order Code	Full Product Name	Initial chromaticity	Luminous flux tolerance
911401569142	RC570B LED20/9TW L60W6 SD PSD	SDCM<=4	+/-10%
911401569442	RC570B LED20/9TW L60W6 CD PSD	SDCM<=4	+/-10%
911401570742	RC570X LED20/940 L60W6 SD WIA	SDCM<=4	+/-10%
911401571042	RC570X LED20/940 L60W6 CD WIA	SDCM<=4	+/-10%
911401556843	SP570P LED45/940 L60W6 PSD HEX	SDCM<=4	+/-10%
911401547342	SP570P LED20/840 L60W12 SD PSU	SDCM<=4	-10% / +10%
911401548242	SP570P LED20/940 L60W12 SD PSD	SDCM<=4	-10% / +10%
911401548542	SM570C LED20/840 L60W12 SD PSU	SDCM<=4	-10% / +10%
911401549142	SP570P LED20/840 L60W12 CD PSU	SDCM<=4	-10% / +10%
911401549242	SP570P LED12/840 L60W12 CD PSU	SDCM<=4	-10% / +10%
911401550642	SP570P LED20/940 L60W12 CD PSD	SDCM<=4	-10% / +10%
911401550942	SM570C LED20/840 L60W12 CD PSU	SDCM<=4	-10% / +10%
911401551542	SP571P LED20/840 L60W12 SD PSU	SDCM<=4	-10% / +10%
911401552142	SP571P LED20/840 L60W12 CD PSU	SDCM<=4	-10% / +10%

