



TrueLine, suspended – True line of light: elegant, energy- efficient and compliant with office lighting norms

TrueLine, suspended

Architects need a lighting solution that matches the interior architecture of the property they are working on. They want a light line with an elegant design and very high light levels. Specifiers need luminaires that enable them to save energy while at the same time providing the right level of light, in compliance with office lighting norms. TrueLine, suspended is able to meet both sets of requirements. TrueLine is also available in a recessed version.

Benefits

- The most uniform exit window
- Extremely high efficacy for a line luminaire
- Luminaire housing dimensions most favored by architects

TrueLine, suspended

Features

- Luminous efficacy > 100 lm/W
- Complies with office lighting norms
- Stand-alone and continuous lines
- Recessed version also available
- Direct and indirect light
- Homogeneous exit window
- Future-proof: PoE

Application

- General lighting for mid- and high-end office buildings

Warnings and Safety

- The product is IPX0 and, as such, is not protected against water ingress. Therefore, we strongly recommend that the environment in which the luminaire is to be installed is suitably checked.
- If the above advice is not taken and the luminaires are subject to water ingress, Philips / Signify cannot guarantee safe failure and the product warranty will become void

Versions

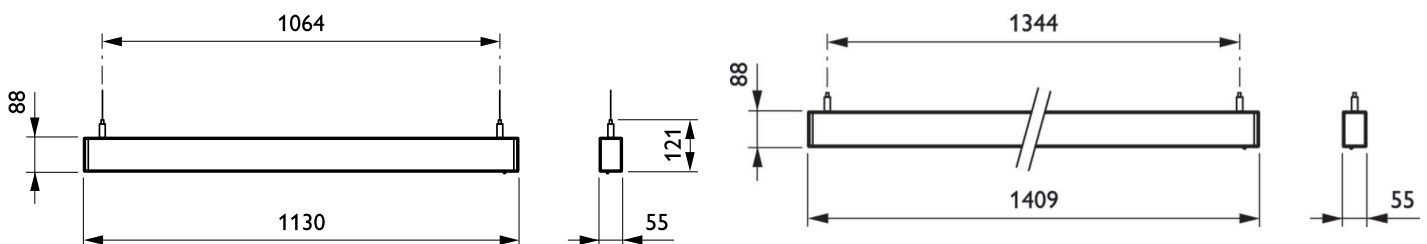


TrueLine-Suspended-line-LE



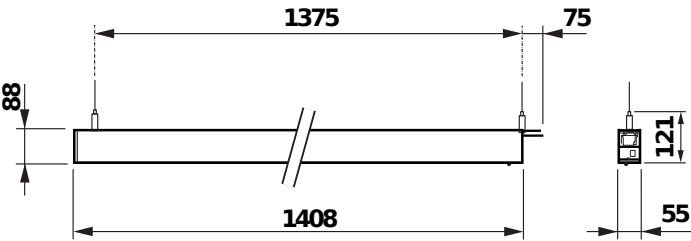
TrueLine suspended-SP530P
SP532P L1130 ALU

Dimensional drawing



TrueLine, suspended

Dimensional drawing



Product details



TrueLine_Suspended-line-side-view



TrueLine_Suspended-line-top-view



TrueLine_Suspended-top-view



TrueLine_Suspended-U0



TrueLine_Suspended-SP530P-LF-power-cable-03



TrueLine_SM_SP-line-connection-side-view-2

TrueLine, suspended

General Information	
Driver included	Yes
Light source replaceable	No
Number of gear units	1 unit
Service tag	Yes
Light Technical	
Beam angle of light source	120 degree(s)
Color rendering index (CRI)	>90
Operating and Electrical	
Protection class IEC	Safety class I
Input Voltage	220 to 240 V
Line Frequency	50 to 60 Hz
Suitable for random switching	No
Controls and Dimming	
Dimmable	Yes
Maximum dim level	1%
Mechanical and Housing	
Housing Color	Aluminum
Mech. impact protection code	IK03
Ingress protection code	IP20
Emergency Operation	
Central Emergency	Yes
Emergency lighting	DC operated central emergency lighting
Approval and Application	
Ambient temperature range	+10 to +40 °C
CE mark	Yes
ENEC mark	ENEC mark
Flammability mark	For mounting on normally flammable surfaces
Glow-wire test	Temperature 650 °C, duration 30 s
Flickering value (PstLM) - Flickering value as per EN 61000-3-3	1
Stroboscopic effect visibility measure (SVM)	0.4
Initial Performance (IEC Compliant)	
Initial chromaticity	(0.38, 0.38) SDCM <3
Luminous flux tolerance	+/-10%

Light Technical

Order Code	Full Product Name	Correlated Color	Luminous	Luminous	Optic type
		Temperature (Nom)	Efficacy (rated) (Nom)		
97274200	SP534P 43S/940 DEIA LS SM2 L1410 ALU	4000 K	132 lm/W	4,300 lm	Asymmetrical mirror
97237700	SP531P 15S/940 DEIA SM2 L1130 ALU	4000 K	104 lm/W	1,500 lm	Wide beam
97264300	SP532P 77S/930 DEIA SM2 L1410 ALU	3000 K	128 lm/W	7,700 lm	Wide beam

Operating and Electrical

TrueLine, suspended

Order Code	Full Product Name	Power Consumption
97274200	SP534P 43S/940 DEIA LS SM2 L1410 ALU	32.5 W
97237700	SP531P 15S/940 DEIA SM2 L1130 ALU	14.4 W

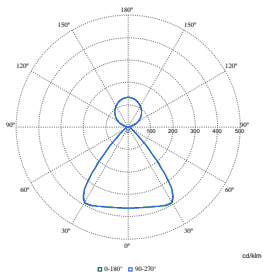
Order Code	Full Product Name	Power Consumption
97264300	SP532P 77S/930 DEIA SM2 L1410 ALU	60 W

Product Data

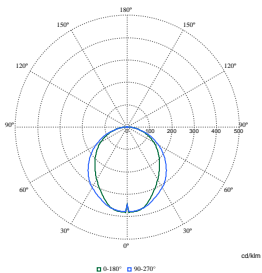
Order Code	Full Product Name	Product family code
97274200	SP534P 43S/940 DEIA LS SM2 L1410 ALU	SP534P
97237700	SP531P 15S/940 DEIA SM2 L1130 ALU	SP531P

Order Code	Full Product Name	Product family code
97264300	SP532P 77S/930 DEIA SM2 L1410 ALU	SP532P

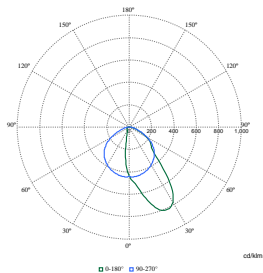
Polar Wide Diagrams



Polar Normal (separate) - SM530CI - 910505103174



Polar Normal (separate) - SM530CI - 910505103166



Polar Normal (separate) - SM530CI - 910505103213

