



# FlexBlend heading the way to efficient and flexible furnished offices areas

## FlexBlend, Surface-Mounted

Philips FlexBlend is an attractive family of surface mounted and suspended luminaires, next to Flexblend recessed. The luminaire range is enabling building owners to advance their lighting operations, by offering office-compliant lighting with a return on investment of less than 3 years. FlexBlend provides the required flexibility through the adaptability in design. This gives the possibility to install the luminaires easily in the field, at any moment. Even when today's luminaire is suspended, tomorrow this can be adapted to a surface mounted installation at the venue. And the other way around. . The surface-mounted and suspended luminaire range fits many different office spaces like open plan offices, corridors, reception areas or meeting rooms. FlexBlend is offered in both lines and as standalone, using the same lighting module. This gives the option to the users to use FlexBlend as standalone now, and tomorrow, as line. The controller is integrated in the luminaire. As technology is changing fast, the ideal lighting solution is also expected to be ready to incorporate innovations that can help optimise operations further. For this reason, FlexBlend holds all connectivity and future ready options available. As System Ready luminaire it can be paired with lighting management systems such as the Philips Interact Office wired (PoE) and Interact Office wireless and/or existing and upcoming sensor innovations. The luminaire range is therefore future ready and can be delivered without any system component, and in a next phase, in the field to be upgraded. An attractive opportunity for new installations and renovations.

## FlexBlend, Surface-Mounted

### Benefits

- Return of investment less than three years
- A flexible office, with application flexibility to the choice of luminaires to fit many office areas
- Future ready: scalable and ready to be connected to controls and lighting systems

### Features

- Fully office-compliant (UGR <19, L65 < 3,000 cd/sm), light level according to office application requirements
- Homogenous and uniform light effect
- Various mounting options, dimensional variety and local options
- Integrated sensors
- Ready to be connected to software-based lighting systems, such as Interact Office

### Application

- Offices
- Education
- Healthcare

### Warnings and Safety

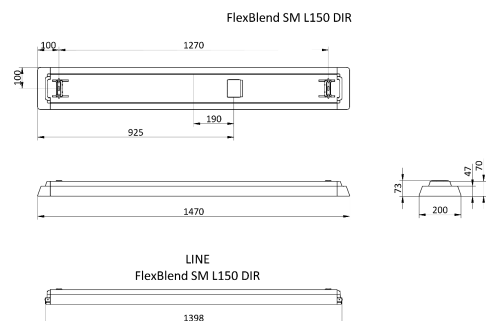
- The product is IPX0 and as such is not protected against water ingress, so we strongly recommend that the environment in which the luminaire is to be installed is suitably checked
- If the above advice is not followed and the luminaires are subject to water ingress, Philips/Signify cannot guarantee safe use and the product warranty will become void

### Versions



FlexBlend Surface Mounted  
SM340C PCS WH

### Dimensional drawing



# FlexBlend, Surface-Mounted

## Product details


FlexBlend Surface Mounted  
SM340C WH



FlexBlend Surface Mounted  
SM340C WH



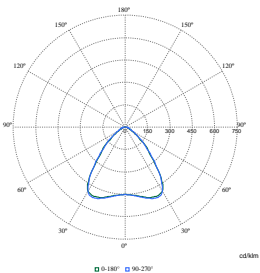
FlexBlend Suspended SP340P WH



FlexBlend Surface Mounted  
SM340C brackets



## Polar Wide Diagrams



Polar Normal (separate) - SM340CI -  
910925867879

