



TrueCircle : Versatile LED ceiling luminaire in round shape

TrueCircle Surface & Suspended

TrueCircle is a functional surface mount round luminaire with a strict classical design to fit in almost any office space. It is a modern, unobtrusive designed family of luminaire in Surface mounted & Suspended providing direct diffuse light ensuring this luminaire will blend into the architecture of most buildings. This range features a selection of 2 different sizes, light outputs, and optics. The special micro prismatic optics provides glare-free comfort & also infuses the homogeneous light by offering full Office compliance. This new round luminaire from Philips offers sustainable solution with installation flexibility, creating exemplary illumination & high quality of light.

Benefits

- Comfortable, glare-free Office-compliant
- Competitive solution with good lighting specifications
- Delivers the right visual comfort for various applications.
- Uniform Lighting distribution
- Easy to install & maintain: comes with all the accessories and cabling

Features


- Office-compliant lighting using PSP optics (UGR<19)
- Two lumen packages and sizes; 2000lm 38cm dia, 3600lm 50cm dia
- Comes with two colors (White & Black), two different optics (PSP & OC) & two different drivers (PSU-Non Dim & PSD-Dali dim) to cater for diverse applications
- 3000K, 4000K options with CRI >80
- Long lifetime 50,000 hours @L80, and a low SDCM of <3
- IP40 rating perfect for indoor applications
- Offers a complete range for round luminaire applications in office (main area, corridors/hallways)

TrueCircle Surface & Suspended

Application

- Offices
- Hospitality
- Schools
- Residential


Versions



TrueCircle Surface SM250B O WH
D500_SPP

Dimensional drawing


Product details



TrueCircle Suspended

TrueCircle Surface & Suspended

Polar Wide Diagrams



Polar Normal (separate) - null - 912401483455

