



# CoreLine FastSet waterproof IP44: easy installation, excellent illumination

## CoreLine Fastset, waterproof

Philips CoreLine FastSet is a 1:1 energy-efficient LED replacement for conventional indoor IP44 waterproof lights. With identical lumen packages to fluorescent lighting, there's no need to make new lighting calculations for retrofit projects – thanks to the all-in-one design, you can switch between correlated color temperatures (CCT) and lumen package in the same luminaire to suit your exact needs. Installation of these IP44 waterproof LED lights is fast and flexible too with a choice of simple through-wiring, or cable entry from the side or back of the luminaire. That means CoreLine FastSet indoor IP44 waterproof lights are easy to mount as a standalone fixture, directly to the wall or using brackets. It is also easy to connect them to other CoreLine FastSet luminaires to create harmonious lines of light. As you'd expect from Philips, safety is designed into every CoreLine FastSet luminaire. Not only are the IP44 and IK06 rated to protect against accidental impact, the captive safety pins on the luminaire cover also prevents it from falling. Interact Ready options are available for smart lighting applications. So with CoreLine FastSet IP44 waterproof LED lights, you have the perfect solution for high circulation areas such as parking garages, laundry rooms and staircase lighting.

### Benefits

- Retrofit replacement in energy-efficient LED
- All-in-one: switch between a choice of two lumen packages (3000 lm, 6000 lm) and two color temperatures (3000K, 4000K) in one luminaire
- Install as standalone fixtures or connect to create lines of light
- Fast and easy installation

# CoreLine Fastset, waterproof

## Features

- Up to 140 lm/W
- Identical lumen packages to fluorescent 2400-6000 lm
- Choice of standard lengths: 600mm, 1200mm and 1500mm
- Easy installation with simple through wiring and three cable entry options
- IP44 protection and IK06 impact resistance
- Interact Ready version available for smart lighting applications
- On/Off, DALI and connected versions available

## Application

- Offices
- Parking Garages
- Education
- Healthcare
- Schools

## Versions

CoreLine FastSet All-in SM155C  
L600 RTP



CoreLine FastSet SM155C\_wall-  
mounted horizontal 1\_SPP



CoreLine FastSet SM155C L1500  
RTP



CoreLine FastSet All-in SM155C  
L1500 RTP



CoreLine FastSet All-in SM155C  
L1200 RTP

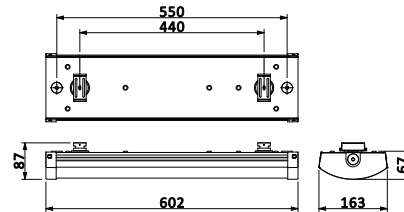
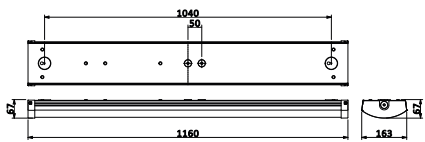
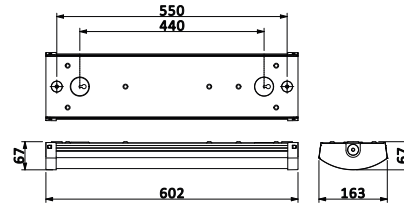
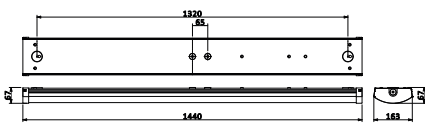
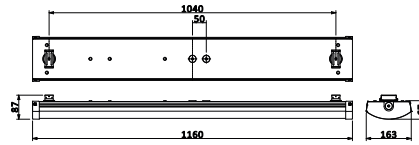
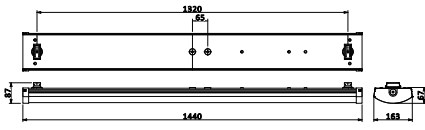


CoreLine FastSet SM155C L1200  
RTP



# CoreLine Fastset, waterproof

## Dimensional drawing



## Product details



CoreLine FastSet SM155C\_captive  
pins open\_DPP



CoreLine FastSet  
SM155C\_Backside L600\_DPP

# CoreLine Fastset, waterproof

## Product details



CoreLine FastSet SM155C\_End cap  
+ suspension set\_DPP



CoreLine FastSet SM155C\_cable  
entrance backside\_DPP



CoreLine FastSet SM155C\_End cap  
+ bracket\_DPP



CoreLine FastSet SM155C\_Inside  
luminaire\_DPP



CoreLine FastSet  
SM155C\_Backside L1200\_DPP



CoreLine FastSet  
SM155C\_Backside L1500\_DPP



CoreLine FastSet SM155C\_captive  
pins open screwdriver\_DPP



CoreLine FastSet SM155C\_End cap  
1\_DPP



CoreLine FastSet\_Brackets in the  
box



CoreLine FastSet SM155C\_End cap  
2\_DPP

# CoreLine Fastset, waterproof

## Product details



CoreLine FastSet  
SM155C\_side\_DPP



CoreLine FastSet SM155C\_captive  
pins closed\_DPP



CoreLine FastSet  
SM155C\_connection\_DPP

# CoreLine Fastset, waterproof

## General Information

Driver included	Yes
Number of gear units	1 unit
Service tag	Yes

## Light Technical

Color rendering index (CRI)	>80
Optic type	Opal

## Operating and Electrical

Protection class IEC	Safety class I
Input Voltage	220 to 240 V
Line Frequency	50 or 60 Hz

## Mechanical and Housing

Housing Color	White
Mech. impact protection code	IK06
Ingress protection code	IP20/44

## Approval and Application

Ambient temperature range	-20 °C to 45 °C
CE mark	Yes
ENEC mark	ENEC mark
Flammability mark	For mounting on normally flammable surfaces
Glow-wire test	Temperature 650 °C, duration 30 s

## Initial Performance (IEC Compliant)

Luminous flux tolerance	+/-10%
-------------------------	--------

## Light Technical

Order Code	Full Product Name	All-in Type	Correlated Color	Luminous	
			Temperature (Nom)	Efficacy (rated) (Nom)	Luminous Flux
51015999	SM155C 17_26S/830_840 PSU TW3 PI5 L602	All-in, Multi Lumen	3000 K	142 lm/W	1,700 lm
75070899	SM155C 48S/830_840 WIA TW3 PI5 L1160	All-in, Multi Color Temperature	3000 K	139 lm/W	4,800 lm
75071599	SM155C 60S/830_840 WIA TW3 PI5 L1440	All-in, Multi Color Temperature	3000 K	138 lm/W	6,000 lm
75072299	SM155C 26S/830_840 WIA TW3 PI5 L602	All-in, Multi Color Temperature	3000 K	130 lm/W	2,600 lm
75073999	SM155C 30_48S/830_840 PSED TW1 PI5 L1160	All-in, Multi Lumen	3000 K	146 lm/W	3,000 lm
75074699	SM155C 37_60S/830_840 PSED TW1 PI5 L1440	All-in, Multi Lumen	3000 K	145 lm/W	3,700 lm
51014299	SM155C 60S/840 PSU TW3 PI5 L1440	-	4000 K	140 lm/W	6,000 lm
51017399	SM155C 37_60S/830_840 PSU TW3 PI5 L1440	All-in, Multi Lumen	3000 K	148 lm/W	3,700 lm
51016699	SM155C 30_48S/830_840 PSU TW3 PI5 L1160	All-in, Multi Lumen	3000 K	150 lm/W	3,000 lm
51013599	SM155C 48S/840 PSU TW3 PI5 L1160	-	4000 K	140 lm/W	4,800 lm

## Operating and Electrical

Order Code	Full Product Name	Power Consumption	Suitable for random switching	Order Code	Full Product Name	Power Consumption	Suitable for random switching
51015999	SM155C 17_26S/830_840 PSU TW3 PI5 L602	20 W	No	75074699	SM155C 37_60S/830_840 PSED TW1 PI5 L1440	43.5 W	Yes
75070899	SM155C 48S/830_840 WIA TW3 PI5 L1160	34.5 W	Yes	51014299	SM155C 60S/840 PSU TW3 PI5 L1440	43 W	No
75071599	SM155C 60S/830_840 WIA TW3 PI5 L1440	43.5 W	Yes	51017399	SM155C 37_60S/830_840 PSU TW3 PI5 L1440	43 W	No
75072299	SM155C 26S/830_840 WIA TW3 PI5 L602	20.5 W	Yes	51016699	SM155C 30_48S/830_840 PSU TW3 PI5 L1160	34 W	No
75073999	SM155C 30_48S/830_840 PSED TW1 PI5 L1160	34.5 W	Yes	51013599	SM155C 48S/840 PSU TW3 PI5 L1160	34 W	No

## Controls and Dimming

## CoreLine Fastset, waterproof

Order Code	Full Product Name	Dimmable	Maximum dim level
51015999	SM155C 17_26S/830_840 PSU TW3 PI5 L602	No	Not applicable
75070899	SM155C 48S/830_840 WIA TW3 PI5 L1160	Yes	1%
75071599	SM155C 60S/830_840 WIA TW3 PI5 L1440	Yes	1%
75072299	SM155C 26S/830_840 WIA TW3 PI5 L602	Yes	1%
75073999	SM155C 30_48S/830_840 PSED TW1 PI5 L1160	Yes	1%
75074699	SM155C 37_60S/830_840 PSED TW1 PI5 L1440	Yes	1%

Order Code	Full Product Name	Dimmable	Maximum dim level
51014299	SM155C 60S/840 PSU TW3 PI5 L1440	No	Not applicable
51017399	SM155C 37_60S/830_840 PSU TW3 PI5 L1440	No	Not applicable
51016699	SM155C 30_48S/830_840 PSU TW3 PI5 L1160	No	Not applicable
51013599	SM155C 48S/840 PSU TW3 PI5 L1160	No	Not applicable

### Emergency Operation

Order Code	Full Product Name	Central Emergency	Emergency lighting	Emergency flux	Power consumption during Central DC emergency mode
51015999	SM155C 17_26S/830_840 PSU TW3 PI5 L602	No	-	-	-
75070899	SM155C 48S/830_840 WIA TW3 PI5 L1160	No	-	-	-
75071599	SM155C 60S/830_840 WIA TW3 PI5 L1440	No	-	-	-
75072299	SM155C 26S/830_840 WIA TW3 PI5 L602	No	-	-	-
75073999	SM155C 30_48S/830_840 PSED TW1 PI5 L1160	Yes	DC operated central emergency lighting	420 lm	4.2 W
75074699	SM155C 37_60S/830_840 PSED TW1 PI5 L1440	Yes	DC operated central	530 lm	6 W

Order Code	Full Product Name	Central Emergency	Emergency lighting	Emergency flux	Power consumption during Central DC emergency mode
51014299	SM155C 60S/840 PSU TW3 PI5 L1440	No	emergency lighting	-	-
51017399	SM155C 37_60S/830_840 PSU TW3 PI5 L1440	No	-	-	-
51016699	SM155C 30_48S/830_840 PSU TW3 PI5 L1160	No	-	-	-
51013599	SM155C 48S/840 PSU TW3 PI5 L1160	No	-	-	-

### Approval and Application

Order Code	Full Product Name	Flickering value (PstLM) - Flickering value as per EN 61000-3-3	Stroboscopic effect visibility measure (SVM)
51015999	SM155C 17_26S/830_840 PSU TW3 PI5 L602	1	0.4
75070899	SM155C 48S/830_840 WIA TW3 PI5 L1160	0.5	0.5
75071599	SM155C 60S/830_840 WIA TW3 PI5 L1440	0.5	0.5

Order Code	Full Product Name	Flickering value (PstLM) - Flickering value as per EN 61000-3-3	Stroboscopic effect visibility measure (SVM)
75072299	SM155C 26S/830_840 WIA TW3 PI5 L602	0.5	0.5
75073999	SM155C 30_48S/830_840 PSED TW1 PI5 L1160	1	0.4
75074699	SM155C 37_60S/830_840 PSED TW1 PI5 L1440	1	0.4

## CoreLine Fastset, waterproof

Order Code	Full Product Name	Flickering value (PstLM) - Flickering value as per EN 61000-3-3		Stroboscopic effect visibility measure (SVM)
		Flickering value	Flickering value	
51014299	SM155C 60S/840 PSU TW3 PI5 L1440	1	0.4	0.4
51017399	SM155C 37_60S/830_840 PSU TW3 PI5 L1440	1	0.4	0.4

Order Code	Full Product Name	Flickering value (PstLM) - Flickering value as per EN 61000-3-3		Stroboscopic effect visibility measure (SVM)
		Flickering value	Flickering value	
51016699	SM155C 30_48S/830_840 PSU TW3 PI5 L1160	1	0.4	0.4
51013599	SM155C 48S/840 PSU TW3 PI5 L1160	1	0.4	0.4

### Initial Performance (IEC Compliant)

Order Code	Full Product Name	Initial chromaticity
51015999	SM155C 17_26S/830_840 PSU TW3 PI5 L602	(0.38,0.38)SDCM<3; (0.44,0.40)SDCM<3
75070899	SM155C 48S/830_840 WIA TW3 PI5 L1160	(0.38,0.38)SDCM<3; (0.44,0.40)SDCM<3
75071599	SM155C 60S/830_840 WIA TW3 PI5 L1440	(0.38,0.38)SDCM<3; (0.44,0.40)SDCM<3
75072299	SM155C 26S/830_840 WIA TW3 PI5 L602	(0.38,0.38)SDCM<3; (0.44,0.40)SDCM<3
75073999	SM155C 30_48S/830_840 PSED TW1 PI5 L1160	(0.38,0.38)SDCM<3; (0.44,0.40)SDCM<3

Order Code	Full Product Name	Initial chromaticity
75074699	SM155C 37_60S/830_840 PSED TW1 PI5 L1440	(0.38,0.38)SDCM<3; (0.44,0.40)SDCM<3
51014299	SM155C 60S/840 PSU TW3 PI5 L1440	(0.38,0.38)SDCM<3
51017399	SM155C 37_60S/830_840 PSU TW3 PI5 L1440	(0.38,0.38)SDCM<3; (0.44,0.40)SDCM<3
51016699	SM155C 30_48S/830_840 PSU TW3 PI5 L1160	(0.38,0.38)SDCM<3; (0.44,0.40)SDCM<3
51013599	SM155C 48S/840 PSU TW3 PI5 L1160	(0.38,0.38)SDCM<3

