



TrueLine Interalu: True sustainable light for special ceiling

TrueLine Interalu

Architects need a lighting solution that matches the interior architecture of the space they are enhancing. They want a light with elegant proportions and high light levels that offers maximum design freedom. Philips TrueLine is a flexible linear luminaire for indoor office applications that offers excellent quality with the promise of future-proof upgrades. Specifiers need luminaires that save energy, at the same time as providing the right level of light. TrueLine recessed meets both these sets of requirements. Not only is it compliant with the WELL Building Standard for Light, TrueLine recessed is rated $UGR < 19$, which is compliant with all office norms (OC). These luminaires in the family are available in different lengths and light outputs. This offers the ultimate design flexibility and unlimited possibilities. TrueLine luminaires are also a sustainable, future-proof choice with high efficiency up to 140 lm/W and the option to upgrade to wireless connectivity and control.

Benefits

- Office compliant lighting
- Future-ready, scalable smart office capabilities
- Compatible with the Interact connected lighting system
- Supports sustainable building design and energy-saving subsidy criteria

Features

- Highly-uniform lighting with excellent glare control ($UGR < 19$, $L65 < 3000 \text{ cd/m}^2$)
- Best-in-class efficacy up to 140 lm/W
- 3000K & 4000K in $CRI > 90$
- Long lifetime $L90 @ 50,000$ hours
- Integrated sensors/wireless drivers for data collection, occupancy, daylight regulation and wayfinding
- Environmental Product Declaration (EPD)

TrueLine Interalu

Application

- Offices
- Retail

Warnings and Safety

- The product is IP20 and, as such, is not protected against water ingress. Therefore, we strongly recommend that the environment in which the luminaire is to be installed is suitably checked.
- If the above advice is not taken and the luminaires are subject to water ingress, Philips / Signify cannot guarantee safe failure and the product warranty will become void.

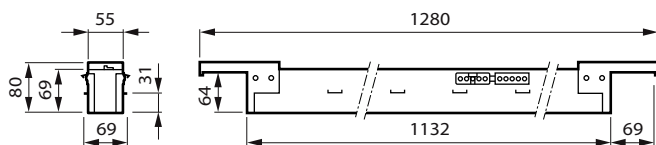
Versions



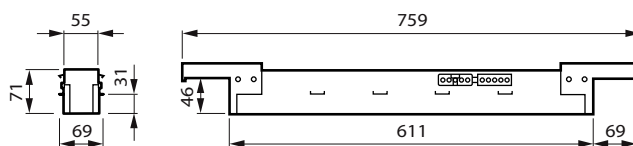
TrueLine Interalu 2ft KLIMA

TrueLine Interalu 2ft SAPP

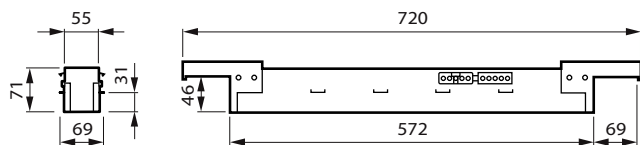
Dimensional drawing



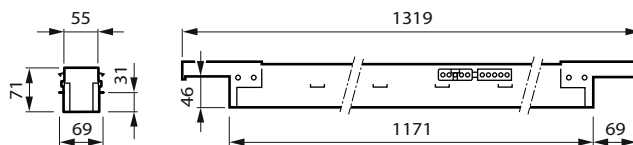
TrueLine Interalu_L113-SAPP



TrueLine Interalu_L61-KLIMA

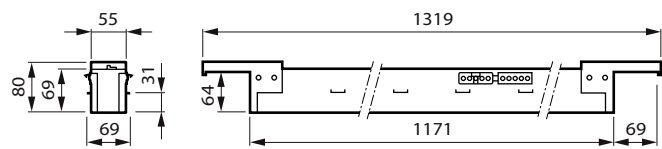


TrueLine Interalu_L57-KLIMA

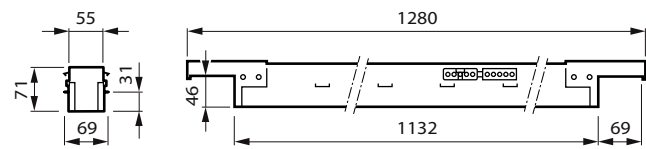


TrueLine Interalu_L117-KLIMA

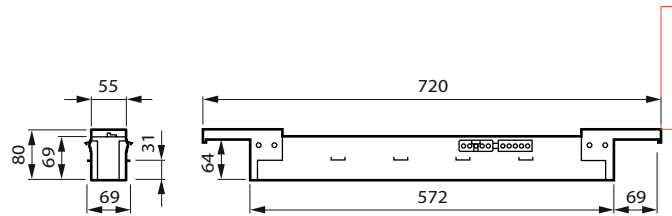
Dimensional drawing



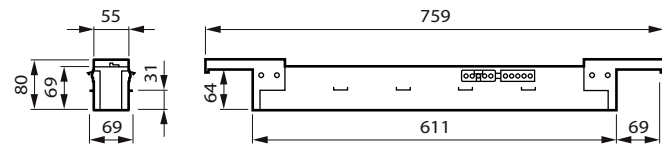
TrueLine Interalu_L117-SAPP



TrueLine Interalu_L113-KLIMA



TrueLine Interalu_L57-SAPP



TrueLine Interalu_L61-SAPP

Product details



TrueLine Interalu W5MF connector



W3 Connector DP



TrueLine Interalu SAPP bracket DT



TrueLine Interalu KLIMA bracket

General Information

Driver included	Yes
Number of gear units	1 unit
Service tag	Yes

Light Technical

Beam angle of light source	120 degree(s)
Color rendering index (CRI)	>90
Optic type	Wide beam

Operating and Electrical

Protection class IEC	Safety class I
Line Frequency	50 to 60 Hz
Suitable for random switching	No

Controls and Dimming

Dimmable	Yes
----------	-----

Mechanical and Housing

Housing Color	Black
Mech. impact protection code	IK03
Ingress protection code	IP20

Approval and Application

Ambient temperature range	0 to +35 °C
CE mark	Yes
ENEC mark	ENEC mark
Flammability mark	For mounting on normally flammable surfaces
Glow-wire test	Temperature 650 °C, duration 30 s

Initial Performance (IEC Compliant)

Luminous flux tolerance	+/-10%
-------------------------	--------

Product Data

Product family code	RC536B
---------------------	--------

Light Technical

Order Code	Full Product Name	Correlated Color		Luminous Efficacy (rated) (Nom)	Luminous Flux
		Temperature (Nom)			
910505105525	RC536B 25S/940 PSD W5L113KLIMA W5-M/F BK	4000 K		138 lm/W	2,500 lm
910505105526	RC536B 25S/930 PSD W5L113KLIMA W5-M/F BK	3000 K		135 lm/W	2,500 lm
910505105527	RC536B 34S/940 PSD W5L113KLIMA W5-M/F BK	4000 K		139 lm/W	3,400 lm
910505105528	RC536B 34S/930 PSD W5L113KLIMA W5-M/F BK	3000 K		131 lm/W	3,400 lm
910505105529	RC536B 40S/940 PSD W5L113KLIMA W5-M/F BK	4000 K		138 lm/W	4,000 lm
910505105530	RC536B 40S/930 PSD W5L113KLIMA W5-M/F BK	3000 K		131 lm/W	4,000 lm
910505105513	RC536B 25S/940 PSD W5L113 SAPP W5-M/F BK	4000 K		138 lm/W	2,500 lm
910505105514	RC536B 25S/930 PSD W5L113 SAPP W5-M/F BK	3000 K		135 lm/W	2,500 lm
910505105515	RC536B 34S/940 PSD W5L113 SAPP W5-M/F BK	4000 K		139 lm/W	3,400 lm
910505105516	RC536B 34S/930 PSD W5L113 SAPP W5-M/F BK	3000 K		131 lm/W	3,400 lm
910505105517	RC536B 40S/940 PSD W5L113 SAPP W5-M/F BK	4000 K		138 lm/W	4,000 lm
910505105518	RC536B 40S/930 PSD W5L113 SAPP W5-M/F BK	3000 K		131 lm/W	4,000 lm
910505105531	RC536B 20S/940 PSD W5L57 KLIMA W5-M/F BK	4000 K		108 lm/W	2,000 lm
910505105532	RC536B 20S/930 PSD W5L57 KLIMA W5-M/F BK	3000 K		108 lm/W	2,000 lm
910505105738	RC536B 20S/940 SRD W5L61SAPP U4W3-M/F BK	4000 K		108 lm/W	2,000 lm
910505105739	RC536B 20S/930 SRD W5L61SAPP U4W3-M/F BK	3000 K		108 lm/W	2,000 lm
910505105742	RC536B 20S/940SRD W5L61KLIMA U4W3-M/F BK	4000 K		108 lm/W	2,000 lm
910505105743	RC536B 20S/930SRD W5L61KLIMA U4W3-M/F BK	3000 K		120 lm/W	2,000 lm
910505105519	RC536B 20S/940 PSD W5L57 SAPP W5-M/F BK	4000 K		108 lm/W	2,000 lm
910505105520	RC536B 20S/930 PSD W5L57 SAPP W5-M/F BK	3000 K		108 lm/W	2,000 lm
910505105736	RC536B 40S/940SRD W5L117SAPP U4W3-M/F BK	4000 K		143 lm/W	4,000 lm
910505105737	RC536B 40S/930SRD W5L117SAPP U4W3-M/F BK	3000 K		143 lm/W	4,000 lm
910505105740	RC536B 40S/940SRD W5L117KLIMA U4W3-M/FBK	4000 K		143 lm/W	4,000 lm
910505105741	RC536B 40S/930SRD W5L117KLIMA U4W3-M/FBK	3000 K		143 lm/W	4,000 lm

Operating and Electrical

Order Code	Full Product Name	Input Voltage	Power
			Consumption
910505105525	RC536B 25S/940 PSD W5L113KLIMA W5-M/F BK	220-240 V	18 W
910505105526	RC536B 25S/930 PSD W5L113KLIMA W5-M/F BK	220-240 V	17.8 W
910505105527	RC536B 34S/940 PSD W5L113KLIMA W5-M/F BK	220-240 V	24.5 W
910505105528	RC536B 34S/930 PSD W5L113KLIMA W5-M/F BK	220-240 V	24.5 W
910505105529	RC536B 40S/940 PSD W5L113KLIMA W5-M/F BK	220-240 V	29 W
910505105530	RC536B 40S/930 PSD W5L113KLIMA W5-M/F BK	220-240 V	29 W
910505105513	RC536B 25S/940 PSD W5L113 SAPP W5-M/F BK	220-240 V	18 W
910505105514	RC536B 25S/930 PSD W5L113 SAPP W5-M/F BK	220-240 V	17.8 W
910505105515	RC536B 34S/940 PSD W5L113 SAPP W5-M/F BK	220-240 V	24.5 W
910505105516	RC536B 34S/930 PSD W5L113 SAPP W5-M/F BK	220-240 V	24.5 W
910505105517	RC536B 40S/940 PSD W5L113 SAPP W5-M/F BK	220-240 V	29 W
910505105518	RC536B 40S/930 PSD W5L113 SAPP W5-M/F BK	220-240 V	29 W

Controls and Dimming

Order Code	Full Product Name	Embedded control
910505105525	RC536B 25S/940 PSD W5L113KLIMA W5-M/F BK	-
910505105526	RC536B 25S/930 PSD W5L113KLIMA W5-M/F BK	-
910505105527	RC536B 34S/940 PSD W5L113KLIMA W5-M/F BK	-
910505105528	RC536B 34S/930 PSD W5L113KLIMA W5-M/F BK	-
910505105529	RC536B 40S/940 PSD W5L113KLIMA W5-M/F BK	-
910505105530	RC536B 40S/930 PSD W5L113KLIMA W5-M/F BK	-
910505105513	RC536B 25S/940 PSD W5L113 SAPP W5-M/F BK	-
910505105514	RC536B 25S/930 PSD W5L113 SAPP W5-M/F BK	-
910505105515	RC536B 34S/940 PSD W5L113 SAPP W5-M/F BK	-
910505105516	RC536B 34S/930 PSD W5L113 SAPP W5-M/F BK	-
910505105517	RC536B 40S/940 PSD W5L113 SAPP W5-M/F BK	-
910505105518	RC536B 40S/930 PSD W5L113 SAPP W5-M/F BK	-

Order Code	Full Product Name	Input Voltage	Power
			Consumption
910505105531	RC536B 20S/940 PSD W5L57 KLIMA W5-M/F BK	220-240 V	18.5 W
910505105532	RC536B 20S/930 PSD W5L57 KLIMA W5-M/F BK	220-240 V	18.5 W
910505105738	RC536B 20S/940 SRD W5L61SAPP U4W3-M/F BK	220 to 240 V	18.5 W
910505105739	RC536B 20S/930 SRD W5L61SAPP U4W3-M/F BK	220 to 240 V	18.5 W
910505105742	RC536B 20S/940SRD W5L61KLIMA U4W3-M/F BK	220 to 240 V	18.5 W
910505105743	RC536B 20S/930SRD W5L61KLIMA U4W3-M/F BK	220 to 240 V	18.5 W
910505105519	RC536B 20S/940 PSD W5L57 SAPP W5-M/F BK	220-240 V	18.5 W
910505105520	RC536B 20S/930 PSD W5L57 SAPP W5-M/F BK	220-240 V	18.5 W
910505105736	RC536B 40S/940SRD W5L117SAPP U4W3-M/F BK	220 to 240 V	28 W
910505105737	RC536B 40S/930SRD W5L117SAPP U4W3-M/F BK	220 to 240 V	28 W
910505105740	RC536B 40S/940SRD W5L117KLIMA U4W3-M/FBK	220 to 240 V	28 W
910505105741	RC536B 40S/930SRD W5L117KLIMA U4W3-M/FBK	220 to 240 V	28 W

Order Code	Full Product Name	Embedded control
910505105531	RC536B 20S/940 PSD W5L57 KLIMA W5-M/F BK	-
910505105532	RC536B 20S/930 PSD W5L57 KLIMA W5-M/F BK	-
910505105738	RC536B 20S/940 SRD W5L61SAPP U4W3-M/F BK	Upgradable sensor slot with SNS210 sensor
910505105739	RC536B 20S/930 SRD W5L61SAPP U4W3-M/F BK	Upgradable sensor slot with SNS210 sensor
910505105742	RC536B 20S/940SRD W5L61KLIMA U4W3-M/F BK	Upgradable sensor slot with SNS210 sensor
910505105743	RC536B 20S/930SRD W5L61KLIMA U4W3-M/F BK	Upgradable sensor slot with SNS210 sensor
910505105519	RC536B 20S/940 PSD W5L57 SAPP W5-M/F BK	-
910505105520	RC536B 20S/930 PSD W5L57 SAPP W5-M/F BK	-
910505105736	RC536B 40S/940SRD W5L117SAPP U4W3-M/F BK	Upgradable sensor slot with SNS210 sensor

Order Code	Full Product Name	Embedded control
910505105737	RC536B 40S/930SRD W5L117SAPP U4W3-M/F BK	Upgradable sensor slot with SNS210 sensor
910505105740	RC536B 40S/940SRD W5L117KLIMA U4W3-M/FBK	Upgradable sensor slot with SNS210 sensor

Order Code	Full Product Name	Embedded control
910505105741	RC536B 40S/930SRD W5L117KLIMA U4W3-M/FBK	Upgradable sensor slot with SNS210 sensor

Initial Performance (IEC Compliant)

Order Code	Full Product Name	Initial chromaticity
910505105525	RC536B 25S/940 PSD W5L113KLIMA W5-M/F BK	(0.38, 0.38) SDCM <3
910505105526	RC536B 25S/930 PSD W5L113KLIMA W5-M/F BK	(0.38, 0.38) SDCM <3
910505105527	RC536B 34S/940 PSD W5L113KLIMA W5-M/F BK	(0.38, 0.38) SDCM <3
910505105528	RC536B 34S/930 PSD W5L113KLIMA W5-M/F BK	(0.38, 0.38) SDCM <3
910505105529	RC536B 40S/940 PSD W5L113KLIMA W5-M/F BK	(0.38, 0.38) SDCM <3
910505105530	RC536B 40S/930 PSD W5L113KLIMA W5-M/F BK	(0.38, 0.38) SDCM <3
910505105513	RC536B 25S/940 PSD W5L113 SAPP W5-M/F BK	(0.38, 0.38) SDCM <3
910505105514	RC536B 25S/930 PSD W5L113 SAPP W5-M/F BK	(0.38, 0.38) SDCM <3
910505105515	RC536B 34S/940 PSD W5L113 SAPP W5-M/F BK	(0.38, 0.38) SDCM <3
910505105516	RC536B 34S/930 PSD W5L113 SAPP W5-M/F BK	(0.38, 0.38) SDCM <3
910505105517	RC536B 40S/940 PSD W5L113 SAPP W5-M/F BK	(0.38, 0.38) SDCM <3
910505105518	RC536B 40S/930 PSD W5L113 SAPP W5-M/F BK	(0.38, 0.38) SDCM <3
910505105531	RC536B 20S/940 PSD W5L57 KLIMA W5-M/F BK	(0.38, 0.38) SDCM <3
910505105532	RC536B 20S/930 PSD W5L57 KLIMA W5-M/F BK	(0.38, 0.38) SDCM <3
910505105738	RC536B 20S/940 SRD W5L61SAPP U4W3-M/F BK	(0.38, 0.38) SDCM <3

Order Code	Full Product Name	Initial chromaticity
910505105739	RC536B 20S/930 SRD W5L61SAPP U4W3-M/F BK	(0.43, 0.40) SDCM <3
910505105742	RC536B 20S/940SRD W5L61KLIMA U4W3-M/F BK	(0.38, 0.38) SDCM <3
910505105743	RC536B 20S/930SRD W5L61KLIMA U4W3-M/F BK	(0.43, 0.40) SDCM <3
910505105519	RC536B 20S/940 PSD W5L57 SAPP W5-M/F BK	(0.38, 0.38) SDCM <3
910505105520	RC536B 20S/930 PSD W5L57 SAPP W5-M/F BK	(0.38, 0.38) SDCM <3
910505105736	RC536B 40S/940SRD W5L117SAPP U4W3-M/F BK	(0.38, 0.38) SDCM <3
910505105737	RC536B 40S/930SRD W5L117SAPP U4W3-M/F BK	(0.43, 0.40) SDCM <3
910505105740	RC536B 40S/940SRD W5L117KLIMA U4W3-M/FBK	(0.38, 0.38) SDCM <3
910505105741	RC536B 40S/930SRD W5L117KLIMA U4W3-M/FBK	(0.43, 0.40) SDCM <3

