

# Philips TrueLine recessed: True line of light

## TrueLine, recessed

Architects need a lighting solution that matches the interior architecture of the space they are enhancing. They want a light line with elegant proportions and high light levels that offers maximum design freedom. Philips TrueLine is a flexible linear luminaire for indoor office applications that offers excellent quality with the promise of future-proof upgrades. Specifiers need luminaires that save energy, at the same time as providing the right level of light. TrueLine recessed meets both these sets of requirements. Not only is it compliant with the WELL Building Standard for Light, the TrueLine recess-mounted is rated UGR<19, which is compliant with all office norms (OC). TrueLine also comes in suspended and surface-mounted versions. All the luminaires in the family are available in different lengths, shapes, colors and light outputs. This offers the ultimate design flexibility and unlimited possibilities. TrueLine luminaires are also a sustainable, future-proof choice with high efficiency up to 174 lm/W and the option to upgrade to wireless connectivity and control.

### Benefits

- Extremely high efficacy for a line luminaire
- Office compliant lighting
- Future-ready, scalable smart office capabilities
- Compatible with the Interact connected lighting system
- Supports sustainable building design and energy-saving subsidy criteria

## TrueLine, recessed

### Features

- Highly-uniform lighting with excellent glare control ( $UGR < 19$ ,  $L65 < 3000 \text{cd/m}^2$ )
- Best-in-class efficacy up to 174 lm/W with our Ultra efficient offering
- 3,000 K, 4,000 K and Tunable White versions, all CRI>90; Bio-up and Ultra efficient with CRI>80
- Long lifetime L90@50,000 hours
- Integrated sensors/wireless drivers for data collection, occupancy, daylight regulation and wayfinding
- Environmental Product Declaration (EPD)
- Recessed, suspended and surface mounted options


### Application

- Offices
- Education
- Retail

### Warnings and Safety

- The product is IPX0 and, as such, is not protected against water ingress. Therefore, we strongly recommend that the environment in which the luminaire is to be installed is suitably checked.
- If the above advice is not taken and the luminaires are subject to water ingress, Philips/Signify cannot guarantee safe failure and the product warranty will become void.

### Versions

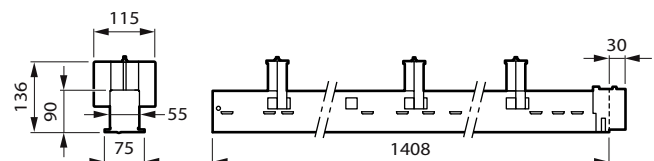
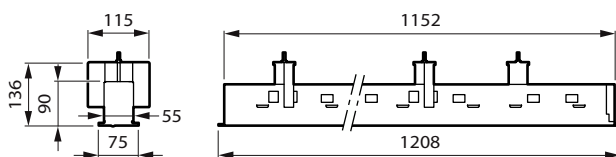


TrueLine recessed-RC530B L1130



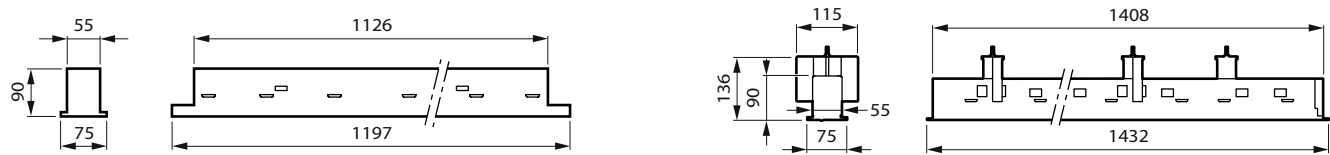
TrueLine Recessed PCV LINE  
NOSENSOR RTP

### Dimensional drawing



TrueLine, recessed

Dimensional drawing



Recessed VPC\_W8L120\_no sensor

Product details

TrueLine\_recessed-  
RC530B\_PCV\_L1130-DP.tif



TrueLineRecessed OC OPTICS DP



TrueLineRecessed PCV line  
CONNECTED DP1



TrueLineRecessed PCV line  
CONNECTED DP2



TrueLine\_Recessed IP DP



General Information	
Driver included	Yes
Light source replaceable	No
Number of gear units	Unit
Light Technical	
Beam angle of light source	- degree(s)
Correlated Colour Temperature (Nom)	4000 K
Colour rendering index (CRI)	>90
Optic type	Wide beam
Operating and Electrical	
Protection class IEC	Safety class I
Input Voltage	220 to 240 V
Line Frequency	50 to 60 Hz
Suitable for random switching	No
Controls and Dimming	
Maximum dim level	1%
Mechanical and Housing	
Housing Colour	White
Approval and Application	
Ambient temperature range	+10 to +40 °C
CE mark	Yes
ENEC mark	ENEC mark
Flammability mark	For mounting on normally flammable surfaces
Glow-wire test	Temperature 650 °C, duration 30 s
Flickering value (PstLM)	1
Stroboscopic effect	0.4
Initial Performance (IEC Compliant)	
Initial chromaticity	(0.38, 0.38) SDCM <3
Luminous flux tolerance	+/-10%

General Information

Order Code	Full Product Name	Service Tag
910505103110	RC530B 43S/940 DEIA W8L141 PCV	Yes
910505103115	RC530B 34S/940 DEIA W8L113 PCV	Yes
910505103118	RC532B LED15S/940 PSD W8L113 PCV PI5	-
910505103106	RC532B 19S/940 DEIA W8L141 PCV	Yes
910505103124	RC532B 43S/940 DEIA W8L141 PCV	Yes

Light Technical

Order Code	Full Product Name	Luminous efficacy (rated) (nom.)	Luminous Flux
910505103110	RC530B 43S/940 DEIA W8L141 PCV	144 lm/W	4,300 lm
910505103115	RC530B 34S/940 DEIA W8L113 PCV	143 lm/W	3,400 lm
910505103118	RC532B LED15S/940 PSD W8L113 PCV PI5	127 lm/W	1,500 lm

Order Code	Full Product Name	Luminous efficacy (rated) (nom.)	Luminous Flux
910505103106	RC532B 19S/940 DEIA W8L141 PCV	143 lm/W	1,900 lm
910505103124	RC532B 43S/940 DEIA W8L141 PCV	144 lm/W	4,300 lm

Operating and Electrical

Order Code	Full Product Name	Power Consumption
910505103110	RC530B 43S/940 DEIA W8L141 PCV	30.5 W
910505103115	RC530B 34S/940 DEIA W8L113 PCV	24.5 W
910505103118	RC532B LED15S/940 PSD W8L113 PCV PI5	12.2 W

Controls and Dimming

Order Code	Full Product Name	Dimmable
910505103110	RC530B 43S/940 DEIA W8L141 PCV	Yes
910505103115	RC530B 34S/940 DEIA W8L113 PCV	Yes
910505103118	RC532B LED15S/940 PSD W8L113 PCV PI5	Yes

Mechanical and Housing

Order Code	Full Product Name	Mech. impact protection code	Ingress protection code
910505103110	RC530B 43S/940 DEIA W8L141 PCV	IK03	IP20
910505103115	RC530B 34S/940 DEIA W8L113 PCV	IK03	IP20
910505103118	RC532B LED15S/940 PSD W8L113 PCV PI5	IK02	IP20/40

Emergency Operation

Order Code	Full Product Name	Central Emergency	Emergency lighting
910505103110	RC530B 43S/940 DEIA W8L141 PCV	Yes	DC operated central emergency lighting
910505103115	RC530B 34S/940 DEIA W8L113 PCV	Yes	DC operated central emergency lighting
910505103118	RC532B LED15S/940 PSD W8L113 PCV PI5	-	-

Product Data

Order Code	Full Product Name	Product family code
910505103110	RC530B 43S/940 DEIA W8L141 PCV	RC530B
910505103115	RC530B 34S/940 DEIA W8L113 PCV	RC530B
910505103118	RC532B LED15S/940 PSD W8L113 PCV PI5	RC532B

Order Code	Full Product Name	Power Consumption
910505103106	RC532B 19S/940 DEIA W8L141 PCV	14 W
910505103124	RC532B 43S/940 DEIA W8L141 PCV	30.5 W

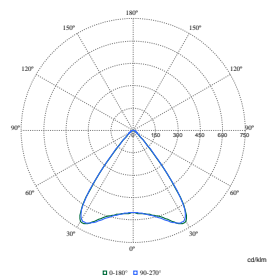
Order Code	Full Product Name	Dimmable
910505103106	RC532B 19S/940 DEIA W8L141 PCV	-
910505103124	RC532B 43S/940 DEIA W8L141 PCV	Yes

Order Code	Full Product Name	Mech. impact protection code	Ingress protection code
910505103106	RC532B 19S/940 DEIA W8L141 PCV	IK03	IP20
910505103124	RC532B 43S/940 DEIA W8L141 PCV	IK03	IP20

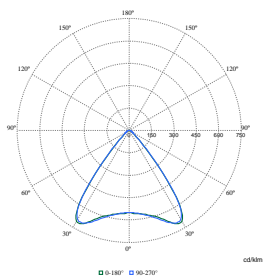
Order Code	Full Product Name	Central Emergency	Emergency lighting
910505103106	RC532B 19S/940 DEIA W8L141 PCV	Yes	DC operated central emergency lighting
910505103124	RC532B 43S/940 DEIA W8L141 PCV	Yes	DC operated central emergency lighting

Order Code	Full Product Name	Product family code
910505103106	RC532B 19S/940 DEIA W8L141 PCV	RC532B
910505103124	RC532B 43S/940 DEIA W8L141 PCV	RC532B

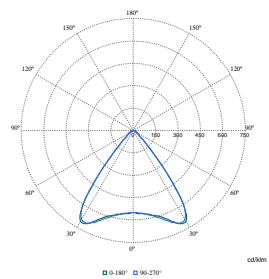
Polar Wide Diagrams



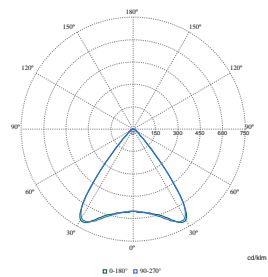
Polar Normal (separate) - RC530BI - 910505103106



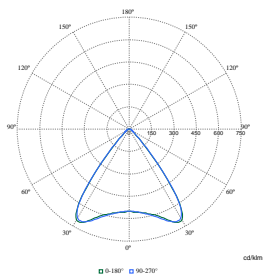
Polar Normal (separate) - RC530BI - 910505103115



Polar Normal (separate) - RC530BI - 910505103110



Polar Normal (separate) - RC530BI - 910505103118



Polar Normal (separate) - RC530BI - 910505103124

