



Philips TrueLine recessed: True line of light

TrueLine, recessed

Architects need a lighting solution that matches the interior architecture of the space they are enhancing. They want a light line with elegant proportions and high light levels that offers maximum design freedom. Philips TrueLine is a flexible linear luminaire for indoor office applications that offers excellent quality with the promise of future-proof upgrades. Specifiers need luminaires that save energy, at the same time as providing the right level of light. TrueLine recessed meets both these sets of requirements. Not only is it compliant with the WELL Building Standard for Light, the TrueLine recess-mounted is rated UGR<19, which is compliant with all office norms (OC). TrueLine also comes in suspended and surface-mounted versions. All the luminaires in the family are available in different lengths, shapes, colors and light outputs. This offers the ultimate design flexibility and unlimited possibilities. TrueLine luminaires are also a sustainable, future-proof choice with high efficiency up to 174 lm/W and the option to upgrade to wireless connectivity and control.

Benefits

- Extremely high efficacy for a line luminaire
- Office compliant lighting
- Future-ready, scalable smart office capabilities
- Compatible with the Interact connected lighting system
- Supports sustainable building design and energy-saving subsidy criteria

TrueLine, recessed

Features

- Highly-uniform lighting with excellent glare control (UGR<19, L65<3000cd/m2)
- Best-in-class efficacy up to 174 lm/W with our Ultra efficient offering
- 3,000 K, 4,000 K and Tunable White versions, all CRI>90; Bio-up and Ultra efficient with CRI>80
- Long lifetime L90@50,000 hours
- Integrated sensors/wireless drivers for data collection, occupancy, daylight regulation and wayfinding
- Environmental Product Declaration (EPD)
- Recessed, suspended and surface mounted options

Application

- Offices
- Education
- Retail

Warnings and Safety

- The product is IPX0 and, as such, is not protected against water ingress. Therefore, we strongly recommend that the environment in which the luminaire is to be installed is suitably checked.
- If the above advice is not taken and the luminaires are subject to water ingress, Philips/Signify cannot guarantee safe failure and the product warranty will become void.

Versions

TrueLine-RC530 RC531B PCV
ELP3



TrueLineRecessed PCV
ASYMMETRIC RTP



TrueLineRecessed PCV LINE
NOSENSOR RTP

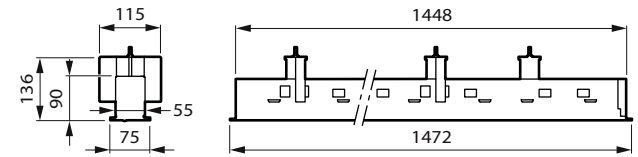
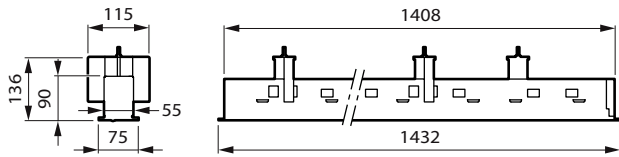
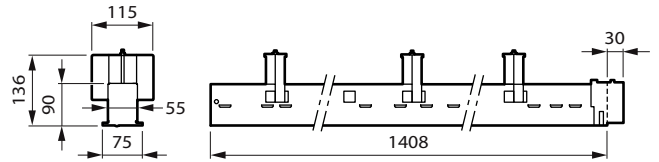
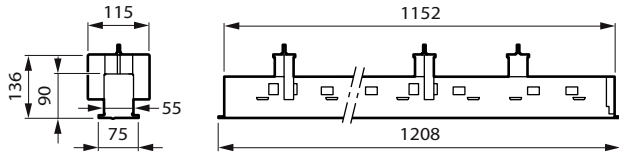


TrueLine Recessed-U3



TrueLine, recessed

Dimensional drawing



Product details



TrueLineRecessed NOC OPTICS
DP



TrueLine_Recessed U4 DP



TrueLine-
RC530_RC531_RC534B_VPC-
DPP.tif



TrueLine-
RC530_RC531_RC532_RC533B_P
CV-1DPP.tif

TrueLine, recessed

Product details



TrueLine-
RC530_RC531_RC532_RC533B_P
CV-2DPP.tif



TrueLine-
RC530_RC531_RC534B_VPC_PI5-
DPP.tif



TrueLine-
RC534B_SM534C_SP534P-DPP.tif



TrueLineRecessed OC OPTICS DP



TrueLineRecessed PCV line
CONNECTED DP1



TrueLine_Recessed-U3



TrueLineRecessed PCV line
CONNECTED DP2



TrueLine_Recessed IP DP

TrueLine, recessed

Product details



TrueLineRecessed ASYMMETRIC
OPTICS DP

General Information

Driver included	Yes
Light source replaceable	No
Number of gear units	Unit
Service Tag	Yes

Light Technical

Colour rendering index (CRI)	>90
------------------------------	-----

Operating and Electrical

Protection class IEC	Safety class I
Input Voltage	220 to 240 V
Line Frequency	50 to 60 Hz
Suitable for random switching	No

Controls and Dimming

Dimmable	Yes
Maximum dim level	1%

Mechanical and Housing

Housing Colour	White
Mech. impact protection code	IK03
Ingress protection code	IP20

Approval and Application

Ambient temperature range	+10 to +40 °C
CE mark	Yes
ENEC mark	ENEC mark
Flammability mark	For mounting on normally flammable surfaces
Glow-wire test	Temperature 650 °C, duration 30 s
Flickering value (PstLM)	1
Stroboscopic effect	0.4

Initial Performance (IEC Compliant)

Initial chromaticity	(0.38, 0.38) SDCM <3
Luminous flux tolerance	+/-10%

Light Technical (1/2)

Order Code	Full Product Name	Beam angle of light source	Correlated Colour Temperature (Nom)	Luminous efficacy (rated) (nom.)	Luminous Flux
910505103115	RC530B 34S/940 DEIA W8L113 PCV	- degree(s)	4000 K	143 lm/W	3,400 lm
910505103121	RC531B 31S/940 DEIA W8L141 PCV	- degree(s)	4000 K	110 lm/W	3,100 lm
910505103145	RC531B 31S/940 DIA W8L145 PCV ELP3	- degree(s)	4000 K	112 lm/W	3,100 lm
910505103128	RC534B 43S/940 DEIA W8L141 PCV	- degree(s)	4000 K	138 lm/W	4,300 lm
910505103122	RC532B 31S/940 DEIA W8L141 PCV	- degree(s)	4000 K	148 lm/W	3,100 lm
910505103126	RC533B 31S/940 DEIA W8L141 PCV	- degree(s)	4000 K	112 lm/W	3,100 lm
910505103285	RC530B 43S/TW9 SEIA W8L145 PCV U4	120 degree(s)	Tunable white 2700-6500 K	121 lm/W	4,300 lm

TrueLine, recessed

Light Technical (2/2)

Order Code	Full Product Name	Optic type
910505103115	RC530B 34S/940 DEIA W8L113 PCV	Wide beam
910505103121	RC531B 31S/940 DEIA W8L141 PCV	Wide beam
910505103145	RC531B 31S/940 DIA W8L145 PCV ELP3	Wide beam
910505103128	RC534B 43S/940 DEIA W8L141 PCV	Asymmetrical mirror

Order Code	Full Product Name	Optic type
910505103122	RC532B 31S/940 DEIA W8L141 PCV	Wide beam
910505103126	RC533B 31S/940 DEIA W8L141 PCV	Wide beam
910505103285	RC530B 43S/TW9 SEIA W8L145 PCV U4	Wide beam

Operating and Electrical

Order Code	Full Product Name	Power Consumption
910505103115	RC530B 34S/940 DEIA W8L113 PCV	24.5 W
910505103121	RC531B 31S/940 DEIA W8L141 PCV	29 W
910505103145	RC531B 31S/940 DIA W8L145 PCV ELP3	29 W
910505103128	RC534B 43S/940 DEIA W8L141 PCV	32 W

Order Code	Full Product Name	Power Consumption
910505103122	RC532B 31S/940 DEIA W8L141 PCV	21 W
910505103126	RC533B 31S/940 DEIA W8L141 PCV	29 W
910505103285	RC530B 43S/TW9 SEIA W8L145 PCV U4	35.5 W

Controls and Dimming

Order Code	Full Product Name	Embedded control
910505103115	RC530B 34S/940 DEIA W8L113 PCV	-
910505103121	RC531B 31S/940 DEIA W8L141 PCV	-
910505103145	RC531B 31S/940 DIA W8L145 PCV ELP3	-
910505103128	RC534B 43S/940 DEIA W8L141 PCV	-

Order Code	Full Product Name	Embedded control
910505103122	RC532B 31S/940 DEIA W8L141 PCV	-
910505103126	RC533B 31S/940 DEIA W8L141 PCV	-
910505103285	RC530B 43S/TW9 SEIA W8L145 PCV U4	Upgradable sensor slot with SC200 sensor

Emergency Operation

Order Code	Full Product Name	Central Emergency	Emergency lighting	Type of emergency lighting battery	Rated duration of the emergency lighting (when fully charged)
910505103115	RC530B 34S/940 DEIA W8L113 PCV	Yes	DC operated central emergency lighting	-	-
910505103121	RC531B 31S/940 DEIA W8L141 PCV	Yes	DC operated central emergency lighting	-	-
910505103145	RC531B 31S/940 DIA W8L145 PCV ELP3	No	Emergency lighting 3-hour duration Pro version	Lithium	3 h
910505103128	RC534B 43S/940	Yes	DC operated central	-	-

Order Code	Full Product Name	Central Emergency	Emergency lighting	Type of emergency lighting battery	Rated duration of the emergency lighting (when fully charged)
910505103122	RC532B 31S/940 DEIA W8L141 PCV	Yes	DC operated central emergency lighting	-	-
910505103126	RC533B 31S/940 DEIA W8L141 PCV	Yes	DC operated central emergency lighting	-	-
910505103285	RC530B 43S/TW9 SEIA W8L145 PCV U4	Yes	DC operated central emergency lighting	-	-

Product Data

Order Code	Full Product Name	Product family code
910505103115	RC530B 34S/940 DEIA W8L113 PCV	RC530B

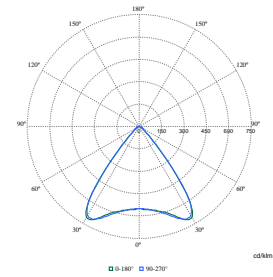
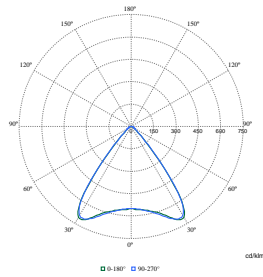
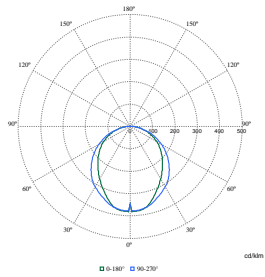
Order Code	Full Product Name	Product family code
910505103121	RC531B 31S/940 DEIA W8L141 PCV	RC531B

TrueLine, recessed

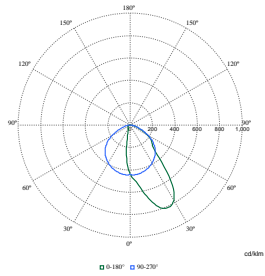
Order Code	Full Product Name	Product family code
910505103145	RC531B 31S/940 DIA W8L145 PCV ELP3	RC531B
910505103128	RC534B 43S/940 DEIA W8L141 PCV	RC534B
910505103122	RC532B 31S/940 DEIA W8L141 PCV	RC532B

Order Code	Full Product Name	Product family code
910505103126	RC533B 31S/940 DEIA W8L141 PCV	RC533B
910505103285	RC530B 43S/TW9 SEIA W8L145 PCV U4	RC530B

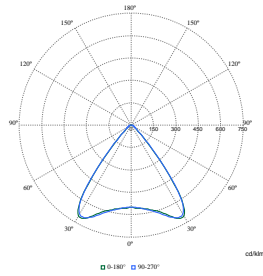
Polar Wide Diagrams



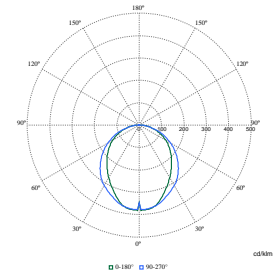
Polar Normal (separate) - RC530BI - 910505103145



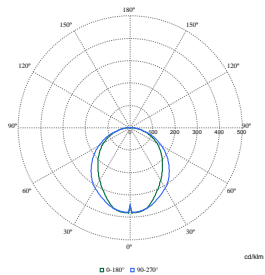
Polar Normal (separate) - RC530BI - 910505103122



Polar Normal (separate) - RC530BI - 910505103115



Polar Normal (separate) - RC530BI - 910505103128



Polar Normal (separate) - RC530BI - 910505103285



Polar Normal (separate) - RC530BI - 910505103121

Polar Normal (separate) - RC530BI - 910505103126

TrueLine, recessed



© 2025 Signify Holding All rights reserved. Signify does not give any representation or warranty as to the accuracy or completeness of the information included herein and shall not be liable for any action in reliance thereon. The information presented in this document is not intended as any commercial offer and does not form part of any quotation or contract, unless otherwise agreed by Signify. All trademarks are owned by Signify Holding or their respective owners.

www.lighting.philips.com
2025, December 9 - data subject to change