



# PowerBalance gen2 – sustainable performance

## PowerBalance gen2

When it comes to lighting an office space with LED luminaires, people are usually willing to invest in sustainability provided the investment pays back. At the same time, the system should comply with office lighting norms to ensure a comfortable working environment. PowerBalance gen2 is Philips' most energy-efficient office-norm-compliant LED luminaire. It more than halves energy costs compared to a T5 solution, and the light source has a longer lifetime. This results in significantly lower operational costs, ensuring a payback that meets the needs of the specification market. The gen2 architecture enables a range of highly versatile modular and semi-modular luminaires. These luminaires can be easily mounted in ceilings with exposed T-bar and concealed T-bar, as well as plaster ceilings and bandraaster-type ceilings. PowerBalance is also available in a surface-mounted version.

### Benefits

- Extremely efficient office-norm-compliant LED luminaire
- Good-quality lighting solution for direct replacement of T5 luminaires in most indoor applications
- Significantly reduces operational costs, resulting in an attractive payback time

### Features

- Variety of mounting options
- Advanced LED technology
- Available in different shapes and sizes
- Office-norm-compliant

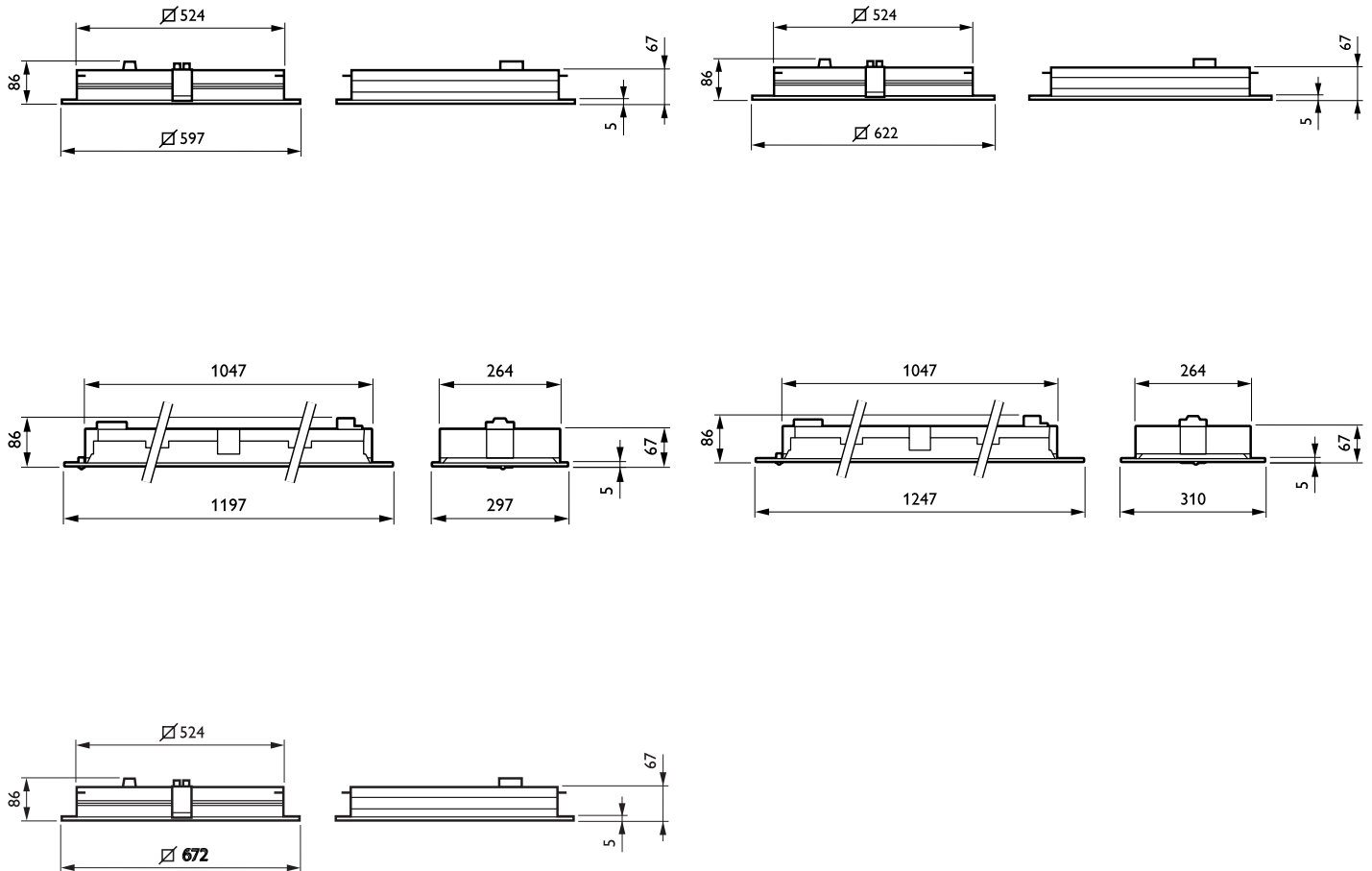
### Application

- Offices
- Other indoor applications

## Warnings and Safety

- The product is IP20 and, as such, is not protected against water ingress. Therefore we strongly recommend that the environment in which the luminaire is to be installed should be suitably checked
- If the advice above is not taken and the luminaires are subject to water ingress, Philips / Signify cannot guarantee safe failure and the product warranty will become void

## Dimensional drawing



Product details



IPDP\_RC460Bi\_0153-Detail photo



IPDP\_RC460Bi\_0043-Detail photo



IPDP\_RC460Bi\_0049-Detail photo



IPDP\_RC460Bi\_0055-Detail photo

General Information	
Driver included	Yes
Gear	-
Light source replaceable	No
Number of gear units	1 unit
Service tag	Yes
Light Technical	
Beam angle of light source	120 degree(s)
Color rendering index (CRI)	>90
Optic type	Wide beam office compliant
Operating and Electrical	
Protection class IEC	Safety class I
Input Voltage	220 to 240 V
Line Frequency	50 to 60 Hz
Suitable for random switching	No
Controls and Dimming	
Dimmable	Yes
Embedded control	-
Maximum dim level	1%
Mechanical and Housing	
Explosion hazard class	-
Housing Color	White
Mech. impact protection code	IK03
Ingress protection code	IP20/40
Approval and Application	
Ambient temperature range	+10 to +35 °C
CE mark	Yes
ENEC mark	ENEC mark
Flammability mark	For mounting on normally flammable surfaces
Glow-wire test	Temperature 650 °C, duration 30 s
Flickering value (PstLM) - Flickering value as per EN 61000-3-3	1
Stroboscopic effect visibility measure (SVM)	0.4
Initial Performance (IEC Compliant)	
Initial chromaticity	(0.38, 0.38) SDCM ≤3
Luminous flux tolerance	+/-10%

## General Information

Order Code	Full Product Name	Lamp family code
98000900	RC463B 80S/TW9 DIA W62L62 VPC	-
98001600	RC468B 80S/TW9 DIA W67L67 VPC	-
98009200	RC468B 80S/TW9 DIA W67L67 VPC W3W2	-
96451100	RC461B 34S/940 DEIA W60L60 VPC	LED34S
96456600	RC461B 40S/940 DEIA W60L60 VPC	LED40S
97998000	RC461B 80S/TW9 DIA W60L60 VPC ELD3	-
97999700	RC461B 80S/TW9 DIA W60L60 VPC ELD3 PIPSC	-
97988100	RC463B 80S/TW9 DEIA W31L125 VPC	-
97994200	RC463B 80S/TW9 DEIA W31L125 CPC	-
97986700	RC461B 80S/TW9 DEIA W30L120 VPC	-
97987400	RC461B 80S/TW9 DEIA W30L120 VPC SC	-

## Light Technical

Order Code	Full Product Name	Correlated Color Temperature (Nom)	Luminous		Number of light sources
			Efficacy (rated) (Nom)	Luminous Flux	
98000900	RC463B	Tunable white	122 lm/W	8,000 lm	-
	80S/TW9 DIA	2700-6500 K			
	W62L62 VPC				
98001600	RC468B	Tunable white	122 lm/W	8,000 lm	-
	80S/TW9 DIA	2700-6500 K			
	W67L67 VPC				
98009200	RC468B	Tunable white	122 lm/W	8,000 lm	-
	80S/TW9 DIA	2700-6500 K			
	W67L67 VPC W3W2				
96451100	RC461B	4000 K	142 lm/W	3,400 lm	1
	34S/940 DEIA				
	W60L60 VPC				
96456600	RC461B	4000 K	146 lm/W	4,000 lm	1
	40S/940 DEIA				
	W60L60 VPC				
97998000	RC461B	Tunable white	122 lm/W	8,000 lm	-
	80S/TW9 DIA	2700-6500 K			

Operating and Electrical

Order Code	Full Product Name	Power Consumption
98000900	RC463B 80S/TW9 DIA W62L62 VPC	64 W
98001600	RC468B 80S/TW9 DIA W67L67 VPC	64 W
98009200	RC468B 80S/TW9 DIA W67L67 VPC W3W2	64 W
96451100	RC461B 34S/940 DEIA W60L60 VPC	24 W
96456600	RC461B 40S/940 DEIA W60L60 VPC	29 W
97998000	RC461B 80S/TW9 DIA W60L60 VPC ELD3	64 W

Mechanical and Housing

Order Code	Full Product Name	Optical cover type
98000900	RC463B 80S/TW9 DIA W62L62 VPC	-
98001600	RC468B 80S/TW9 DIA W67L67 VPC	-
98009200	RC468B 80S/TW9 DIA W67L67 VPC W3W2	-
96451100	RC461B 34S/940 DEIA W60L60 VPC	Polycarbonate bowl/cover
96456600	RC461B 40S/940 DEIA W60L60 VPC	Polycarbonate bowl/cover

Emergency Operation

Order Code	Full Product Name	Central Emergency	Emergency lighting
98000900	RC463B 80S/TW9 DIA W62L62 VPC	No	-
98001600	RC468B 80S/TW9 DIA W67L67 VPC	No	-

Order Code	Full Product Name	Correlated Color Temperature (Nom)	Luminous		Number of light sources
			Efficacy (rated) (Nom)	Luminous Flux	
97999700	W60L60 VPC				
	ELD3				
97999700	RC461B	Tunable white	122 lm/W	8,000 lm	-
	80S/TW9 DIA	2700-6500 K			
	W60L60 VPC ELD3 PIPSC				
97988100	RC463B	Tunable white	122 lm/W	8,000 lm	-
	80S/TW9 DEIA	2700-6500 K			
	W31L125 VPC				
97994200	RC463B	Tunable white	122 lm/W	8,000 lm	-
	80S/TW9 DEIA	2700-6500 K			
	W31L125 CPC				
97986700	RC461B	Tunable white	122 lm/W	8,000 lm	-
	80S/TW9 DEIA	2700-6500 K			
	W30L120 VPC				
97987400	RC461B	Tunable white	122 lm/W	8,000 lm	-
	80S/TW9 DEIA	2700-6500 K			
	W30L120 VPC SC				

Order Code	Full Product Name	Power Consumption
97999700	RC461B 80S/TW9 DIA W60L60 VPC ELD3 PIPSC	64 W
97988100	RC463B 80S/TW9 DEIA W31L125 VPC	64 W
97994200	RC463B 80S/TW9 DEIA W31L125 CPC	64 W
97986700	RC461B 80S/TW9 DEIA W30L120 VPC	64 W
97987400	RC461B 80S/TW9 DEIA W30L120 VPC SC	64 W

Order Code	Full Product Name	Optical cover type
97998000	RC461B 80S/TW9 DIA W60L60 VPC ELD3	-
97999700	RC461B 80S/TW9 DIA W60L60 VPC ELD3 PIPSC	-
97988100	RC463B 80S/TW9 DEIA W31L125 VPC	-
97994200	RC463B 80S/TW9 DEIA W31L125 CPC	-
97986700	RC461B 80S/TW9 DEIA W30L120 VPC	-
97987400	RC461B 80S/TW9 DEIA W30L120 VPC SC	-

Order Code	Full Product Name	Central Emergency	Emergency lighting
98009200	RC468B 80S/TW9 DIA W67L67 VPC W3W2	No	-
96451100	RC461B 34S/940 DEIA W60L60 VPC	Yes	-

## PowerBalance gen2

Order Code	Full Product Name	Central Emergency	Emergency lighting
96456600	RC461B 40S/940 DEIA W60L60 VPC	Yes	-
97998000	RC461B 80S/TW9 DIA W60L60 VPC ELD3	No	Emergency lighting 3 hours duration with DALI interface
97999700	RC461B 80S/TW9 DIA W60L60 VPC ELD3 PIPSC	No	-
97988100	RC463B 80S/TW9 DEIA W31L125 VPC	No	-

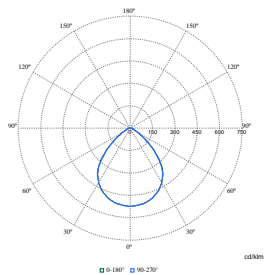
Order Code	Full Product Name	Central Emergency	Emergency lighting
97994200	RC463B 80S/TW9 DEIA W31L125 CPC	No	-
97986700	RC461B 80S/TW9 DEIA W30L120 VPC	No	-
97987400	RC461B 80S/TW9 DEIA W30L120 VPC SC	No	-

### Product Data

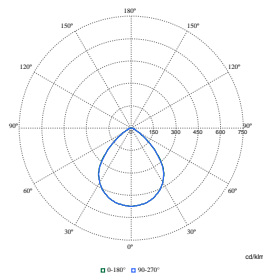
Order Code	Full Product Name	Product family code
98000900	RC463B 80S/TW9 DIA W62L62 VPC	RC463B
98001600	RC468B 80S/TW9 DIA W67L67 VPC	RC468B
98009200	RC468B 80S/TW9 DIA W67L67 VPC W3W2	RC468B
96451100	RC461B 34S/940 DEIA W60L60 VPC	RC461B
96456600	RC461B 40S/940 DEIA W60L60 VPC	RC461B
97998000	RC461B 80S/TW9 DIA W60L60 VPC ELD3	RC461B

Order Code	Full Product Name	Product family code
97999700	RC461B 80S/TW9 DIA W60L60 VPC ELD3 PIPSC	RC461B
97988100	RC463B 80S/TW9 DEIA W31L125 VPC	RC463B
97994200	RC463B 80S/TW9 DEIA W31L125 CPC	RC463B
97986700	RC461B 80S/TW9 DEIA W30L120 VPC	RC461B
97987400	RC461B 80S/TW9 DEIA W30L120 VPC SC	RC461B

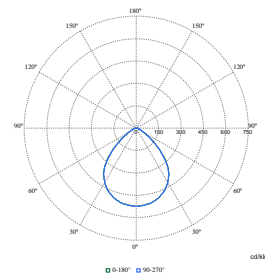
### Polar Wide Diagrams



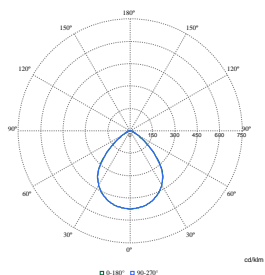
Polar Normal (separate) - RC460BN -  
910505100245



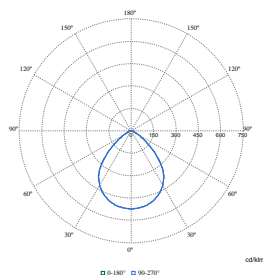
Polar Normal (separate) - RC460BN -  
910505100250



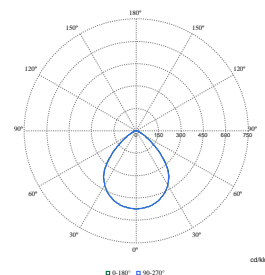
Polar Normal (separate) - RC460BP -  
910505101674



Polar Normal (separate) - RC460BN -  
910505101680

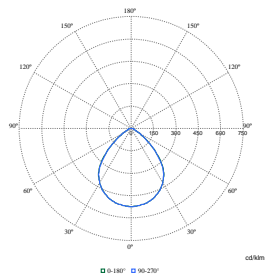


Polar Normal (separate) - RC460BP -  
910505101667

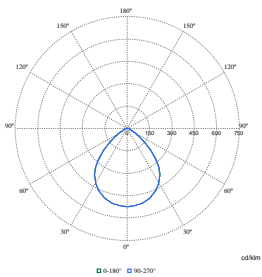


Polar Normal (separate) - RC460BN -  
910505101689

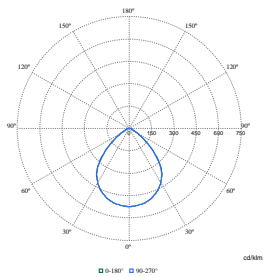
Polar Wide Diagrams



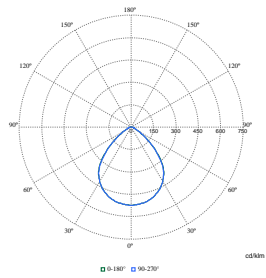
Polar Normal (separate) - RC460BN - 910505101679



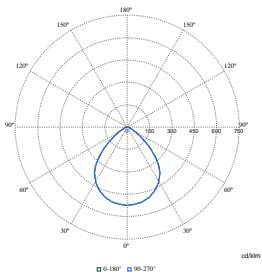
Polar Normal (separate) - RC460BN - 910505101681



Polar Normal (separate) - RC460BP - 910505101668



Polar Normal (separate) - RC460BP - 910505101666



Polar Normal (separate) - RC460BN - 910505101678

