



# PowerBalance gen2 – sustainable performance

## PowerBalance gen2

When it comes to lighting an office space with LED luminaires, people are usually willing to invest in sustainability provided the investment pays back. At the same time, the system should comply with office lighting norms to ensure a comfortable working environment. PowerBalance gen2 is Philips' most energy-efficient office-norm-compliant LED luminaire. It more than halves energy costs compared to a T5 solution, and the light source has a longer lifetime. This results in significantly lower operational costs, ensuring a payback that meets the needs of the specification market. The gen2 architecture enables a range of highly versatile modular and semi-modular luminaires. These luminaires can be easily mounted in ceilings with exposed T-bar and concealed T-bar, as well as plaster ceilings and bandraaster-type ceilings. PowerBalance is also available in a surface-mounted version.

### Benefits

- Extremely efficient office-norm-compliant LED luminaire
- Good-quality lighting solution for direct replacement of T5 luminaires in most indoor applications
- Significantly reduces operational costs, resulting in an attractive payback time

### Features

- Variety of mounting options
- Advanced LED technology
- Available in different shapes and sizes
- Office-norm-compliant

### Application


- Offices
- Other indoor applications

# PowerBalance gen2


## Warnings and Safety

- The product is IP20 and, as such, is not protected against water ingress. Therefore we strongly recommend that the environment in which the luminaire is to be installed should be suitably checked
- If the advice above is not taken and the luminaires are subject to water ingress, Philips / Signify cannot guarantee safe failure and the product warranty will become void

## Versions

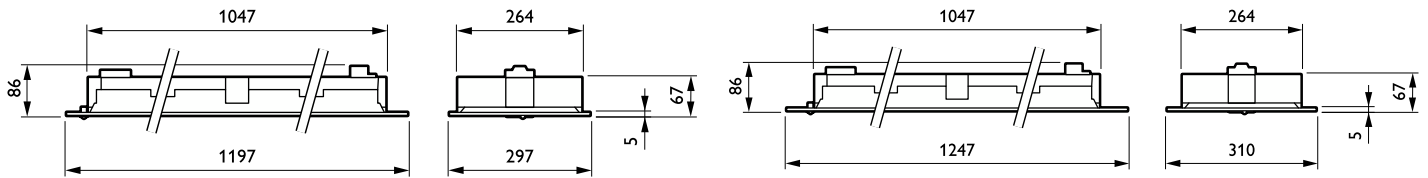


IPPR RC460Bi 0069



IPPR\_RC460Bi\_0065-Product photo

## Dimensional drawing



# PowerBalance gen2

## General Information

Driver included	Yes
Light source replaceable	No
Number of gear units	1 unit
Service tag	Yes

## Light Technical

Beam angle of light source	120 degree(s)
Correlated Color Temperature (Nom)	Tunable white 2700-6500 K
Color rendering index (CRI)	>90
Luminous Efficacy (rated) (Nom)	122 lm/W
Luminous Flux	8,000 lm
Optic type	Wide beam office compliant

## Operating and Electrical

Protection class IEC	Safety class I
Input Voltage	220 to 240 V
Line Frequency	50 to 60 Hz
Power Consumption	64 W
Suitable for random switching	No

## Controls and Dimming

Dimmable	Yes
Embedded control	-
Maximum dim level	1%

## Mechanical and Housing

Explosion hazard class	-
Housing Color	White
Mech. impact protection code	IK03
Ingress protection code	IP20/40

## Emergency Operation

Central Emergency	No
-------------------	----

## Approval and Application

Ambient temperature range	+10 to +35 °C
CE mark	Yes
ENEC mark	ENEC mark
Flammability mark	For mounting on normally flammable surfaces
Glow-wire test	Temperature 650 °C, duration 30 s
Flickering value (PstLM) - Flickering value as per EN 61000-3-3	1
Stroboscopic effect visibility measure (SVM)	0.4

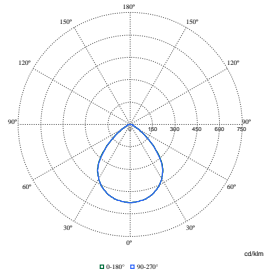
## Initial Performance (IEC Compliant)

Initial chromaticity	(0.38, 0.38) SDCM ≤3
Luminous flux tolerance	+/-10%

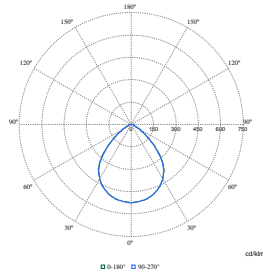
## Product Data

Order Code	Full Product Name	Product family code
97988100	RC463B 80S/TW9 DEIA W31L125 VPC	RC463B
97986700	RC461B 80S/TW9 DEIA W30L120 VPC	RC461B

## Polar Wide Diagrams



**Polar Normal (separate) - RC460BP -  
910505101668**



**Polar Normal (separate) - RC460BP -  
910505101666**

