



TrueCircle : Versatile LED ceiling luminaire in round shape

TrueCircle Recessed

TrueCircle is a functional recessed round luminaire with a strict classical design to fit in almost any office space. It is a modern, unobtrusive designed family of luminaire providing direct diffuse light ensuring this luminaire will blend into the architecture of most buildings. This range features a selection of 2 different sizes, light outputs, and optics. The special micro prismatic optics provides glare-free comfort & also infuses the homogeneous light by offering full Office compliance. This new round luminaire from Philips offers a sustainable solution with installation flexibility, creating exemplary illumination & high quality of light.

Benefits

- Comfortable, glare-free Office-compliant
- Competitive solution with good lighting specifications
- Delivers the right visual comfort for various applications.
- Uniform Lighting distribution
- Easy to install & maintain: comes with all the accessories and cabling.

Features

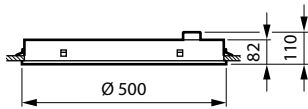
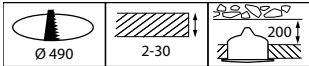
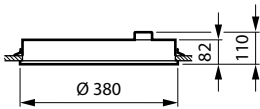
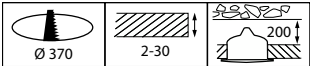
- Office-compliant lighting using PSP optics (UGR<19)
- Two lumen packages and sizes; 2000lm 38cm dia, 3600lm 50cm dia
- Comes with two colors (White & Black), two different optics (PSP & OC) & two different drivers (PSU-Non Dim & PSD-Dali dim) to cater for diverse applications
- 3000K, 4000K options with CRI >80
- Long lifetime 50,000 hours @L80, and a low SDCM of <3
- IP40 rating perfect for indoor applications
- Offers a complete range for round luminaire applications in office (main area, corridors/hallways)

TrueCircle Recessed

Application

- Offices
- Hospitality
- Schools
- Residential

Dimensional drawing



General Information	
Driver included	Yes
Gear	EB
Light source replaceable	No
Number of gear units	1 unit
Service tag	Yes
Light Technical	
Beam angle of light source	120 degree(s)
Color rendering index (CRI)	>80
Operating and Electrical	
Protection class IEC	Safety class I
Input Voltage	220 to 240 V
Line Frequency	50 to 60 Hz
Suitable for random switching	No
Mechanical and Housing	
Housing Color	White
Mech. impact protection code	IK02
Ingress protection code	IP20/40
Emergency Operation	
Central Emergency	No
Approval and Application	
CE mark	Yes
ENEC mark	-
Flammability mark	For mounting on normally flammable surfaces
Glow-wire test	Temperature 650 °C, duration 30 s
Flickering value (PstLM) - Flickering value as per EN 61000-3-3	1
Stroboscopic effect visibility measure (SVM)	0.4
Initial Performance (IEC Compliant)	
Initial chromaticity	(0.38, 0.38) SDCM<lt/>3
Luminous flux tolerance	+/-10%
Over Time Performance (IEC Compliant)	
Driver failure rate at 5000 h	80 %

Light Technical

		Correlated Color Temperature (Nom)	Luminous Efficacy (rated) (Nom)	Luminous Flux	Optic type
79793500	RC250B 20S/830 PSU PSP D380 WH	3000 K	102 lm/W	2,000 lm	Wide beam
79794200	RC250B 20S/840 PSD PSP D380 WH	4000 K	101 lm/W	2,000 lm	Wide beam
79795900	RC250B 20S/830 PSD PSP D380 WH	3000 K	98 lm/W	2,000 lm	Wide beam
79792800	RC250B 20S/840 PSU PSP D380 WH	4000 K	102 lm/W	2,000 lm	Wide beam
79796600	RC250B 40S/840 PSU O D500 WH	4000 K	104 lm/W	3,700 lm	Opal
79797300	RC250B 40S/830 PSU O D500 WH	3000 K	104 lm/W	3,700 lm	Opal
79798000	RC250B 40S/840 PSD O D500 WH	4000 K	104 lm/W	3,700 lm	Opal
79799700	RC250B 40S/830 PSD O D500 WH	3000 K	104 lm/W	3,700 lm	Opal

Operating and Electrical

Order Code	Full Product Name	Power Consumption
79793500	RC250B 20S/830 PSU PSP D380 WH	19.5 W
79794200	RC250B 20S/840 PSD PSP D380 WH	20 W
79795900	RC250B 20S/830 PSD PSP D380 WH	20.5 W

Order Code	Full Product Name	Power Consumption
79792800	RC250B 20S/840 PSU PSP D380 WH	19.5 W
79796600	RC250B 40S/840 PSU O D500 WH	35.5 W
79797300	RC250B 40S/830 PSU O D500 WH	35.5 W

TrueCircle Recessed

Order Code	Full Product Name	Power Consumption
79798000	RC250B 40S/840 PSD O D500 WH	35.5 W

Order Code	Full Product Name	Power Consumption
79799700	RC250B 40S/830 PSD O D500 WH	35.5 W

Controls and Dimming

Order Code	Full Product Name	Dimmable	Maximum dim level
79793500	RC250B 20S/830 PSU PSP D380 WH	No	Not applicable
79794200	RC250B 20S/840 PSD PSP D380 WH	Yes	1%
79795900	RC250B 20S/830 PSD PSP D380 WH	Yes	1%
79792800	RC250B 20S/840 PSU PSP D380 WH	No	Not applicable

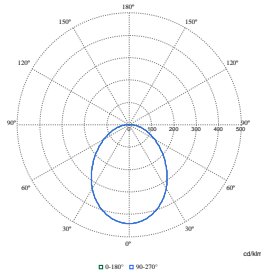
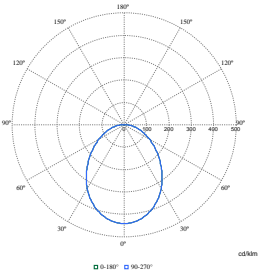
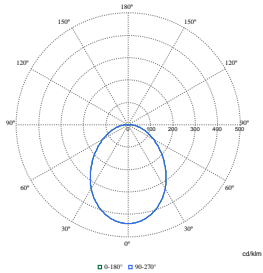
Order Code	Full Product Name	Dimmable	Maximum dim level
79796600	RC250B 40S/840 PSU O D500 WH	No	Not applicable
79797300	RC250B 40S/830 PSU O D500 WH	No	Not applicable
79798000	RC250B 40S/840 PSD O D500 WH	Yes	1%
79799700	RC250B 40S/830 PSD O D500 WH	Yes	1%

Approval and Application

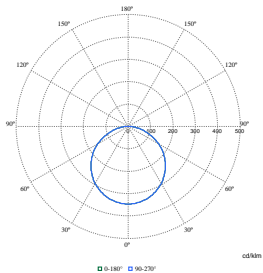
Order Code	Full Product Name	Ambient temperature range
79793500	RC250B 20S/830 PSU PSP D380 WH	-10 to +40 °C
79794200	RC250B 20S/840 PSD PSP D380 WH	-10 to +40 °C
79795900	RC250B 20S/830 PSD PSP D380 WH	-10 to +40 °C
79792800	RC250B 20S/840 PSU PSP D380 WH	-10 to +40 °C

Order Code	Full Product Name	Ambient temperature range
79796600	RC250B 40S/840 PSU O D500 WH	-10 to +35 °C
79797300	RC250B 40S/830 PSU O D500 WH	-10 to +35 °C
79798000	RC250B 40S/840 PSD O D500 WH	-10 to +35 °C
79799700	RC250B 40S/830 PSD O D500 WH	-10 to +35 °C

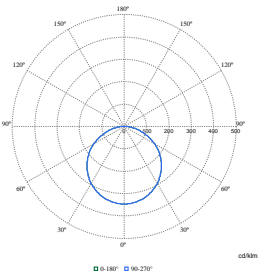
Polar Wide Diagrams



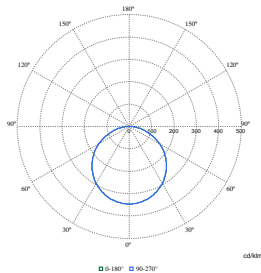
Polar Normal (separate) - null - 912401483433



Polar Normal (separate) - null - 912401483434



Polar Normal (separate) - null - 912401483435

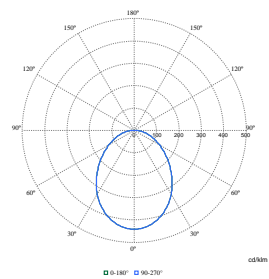
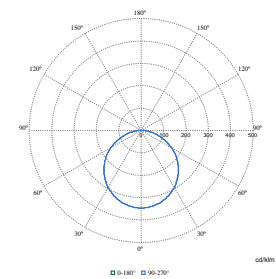


Polar Normal (separate) - null - 912401483439

Polar Normal (separate) - null - 912401483437

Polar Normal (separate) - null - 912401483438

Polar Wide Diagrams



Polar Normal (separate) - null - 912401483436

Polar Normal (separate) - null - 912401483456

