



Trusted performance, everyday.

SmartBright Dual Select Direct-lit panel

The new Philips SmartBright Direct-lit Panel offers an excellent value, tri-colour/ Lumen lighting solution. Available in three sizes to suit a wide variety of standard applications, the new range is light, reliable and easy to install. The panel's brand new direct-lit design creates a brighter and healthier office environment rendering true and vibrant colours.

Benefits

- Tri-color selectable
- 50K hours life
- 5 year warranty

Features

- Three colour temperature and three lumen choices in one device suiting multiple application environments
- Select lumen and colour temperature in an easy way
- Excellent colour rendering capability – CRI 80+
- Pre-wired with 1.5m cable and plug
- Driver quick connector ensures fast and easy installation
- Available in three standard sizes – 600 x 600mm, 300 x 1,200mm and 600 x 1,200mm

Application

- Office
- Retail

SmartBright Dual Select Direct-lit panel

Versions

SmartBright Dual Select Direct-lit panel



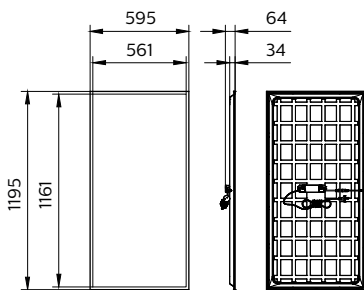
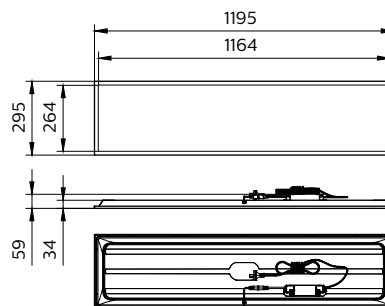
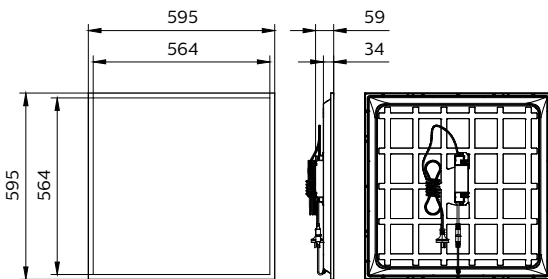
SmartBright Dual Select Direct-lit panel



SmartBright Dual Select Direct-lit panel



Dimensional drawing



SmartBright Dual Select Direct-lit panel

Product details

SmartBright Dual Select Direct-lit panel



SmartBright Dual Select Direct-lit panel



SmartBright Dual Select Direct-lit panel



SmartBright Dual Select Direct-lit panel



SmartBright Dual Select Direct-lit panel

General Information

Driver included	Yes
Gear	-
Number of gear units	1 unit

Light Technical

Beam angle of light source	120 degree(s)
Correlated Color Temperature (Nom)	4000 K
Color rendering index (CRI)	80
Optic type	Beam angle 120°

Operating and Electrical

Protection class IEC	Safety class II
Input Voltage	220 to 240 V
Line Frequency	50 or 60 Hz
Suitable for random switching	Yes

Controls and Dimming

Dimmable	No
Maximum dim level	Not applicable

Mechanical and Housing

Optical cover type	Opal
Housing Color	White RAL 9003
Mech. impact protection code	IK02
Ingress protection code	IP20

Approval and Application

Ambient temperature range	-10 to +45 °C
CE mark	No
ENEC mark	-
Flammability mark	For mounting on normally flammable surfaces
Glow-wire test	Temperature 650 °C, duration 30 s

Initial Performance (IEC Compliant)

Initial chromaticity	(0.38, 0.38) SDCM \leq 5
Luminous flux tolerance	-10% / +10%

Light Technical

Order Code	Full Product Name	Luminous Efficacy (rated) (Nom)	Luminous Flux
911401809787	RC170B LED31_37_41/SCCT PSU W60L60	120 lm/W	3,100 lm
911401809887	RC170B LED40_45_50/SCCT PSU W60L120	130 lm/W	4,000 lm
911401809687	RC170B LED31_37_41/SCCT PSU W30L120	120 lm/W	3,100 lm

Operating and Electrical

Order Code	Full Product Name	Power Consumption
911401809787	RC170B LED31_37_41/SCCT PSU W60L60	26 W
911401809887	RC170B LED40_45_50/SCCT PSU W60L120	30 W

Order Code	Full Product Name	Power Consumption
911401809687	RC170B LED31_37_41/SCCT PSU W30L120	26 W

SmartBright Dual Select Direct-lit panel

