



Slim and reliable

RC160V

GreenPerform Panel RC160V is an edge lit slim panel with high efficacy in the market. It offers 3 typical dimensions: 600x600; 300x1200 and 600x1200mm to fit most of indoor applications. Its lower UGR offers better visual comfort as well. In addition, RC160V offers easy connection to control system to bring better energy saving.

Benefits

- High lm/w provides better energy saving
- Dali and Interact interfaces available for easy internet connection
- Lower UGR offer for WELL building certificate
- Multiple mountings to cater for various applications

Features

- System efficiency: max 130lm/W
- CRI 80 and 90 available with SDCM 4
- UGR19 / 16 available for certain types
- IP54 front/IP20 back available for certain types

Application

- Open plan office
- Public indoor area
- Meeting/training room

Specifications

Ingress protection	IP20IP54 front/IP20 back	Installation	Recessed
--------------------	--------------------------	--------------	----------

Versions

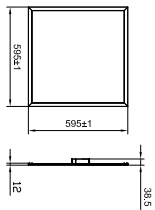
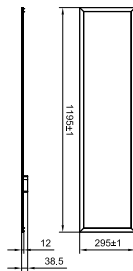
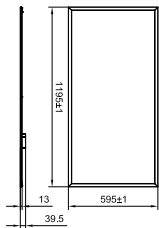


GreenPerform panel

GreenPerform panel

GreenPerform panel

Dimensional drawing



General Information	
Driver included	Yes
Gear	-
Number of gear units	1 unit
Service tag	Yes
Light Technical	
Correlated Color Temperature (Nom)	4000 K
Color rendering index (CRI)	80
Optic type	Beam angle 100°
Operating and Electrical	
Protection class IEC	Safety class II
Input Voltage	200 to 240 V
Line Frequency	50 to 60 Hz
Suitable for random switching	Not applicable
Controls and Dimming	
Dimmable	Fixed
Maximum dim level	0% (digital)
Mechanical and Housing	
Optical cover type	PS
Housing Color	White RAL 9003
Mech. impact protection code	IK03
Ingress protection code	IP20
Approval and Application	
Ambient temperature range	-20 to +40 °C
CE mark	Yes
ENEC mark	-
Flammability mark	-
Glow-wire test	Temperature 650 °C, duration 30 s
Initial Performance (IEC Compliant)	
Luminous flux tolerance	+/-10%

Light Technical

Order Code	Full Product Name	Luminous Efficacy	Number of light	
		(rated) (Nom)	Luminous Flux	sources
911401529432	RC160V LED39/840 W30L120 PSU OC CAU	130 lm/W	3,900 lm	288
911401529732	RC160V LED60/840 W60L120 PSU OC CAU	131 lm/W	6,000 lm	384
911401529132	RC160V LED39/840 W60L60 PSU OC CAU	130 lm/W	3,900 lm	240

Operating and Electrical

Order Code	Full Product Name	Power Consumption
911401529432	RC160V LED39/840 W30L120 PSU OC CAU	30 W
911401529732	RC160V LED60/840 W60L120 PSU OC CAU	46 W

Order Code	Full Product Name	Power Consumption
911401529132	RC160V LED39/840 W60L60 PSU OC CAU	30 W

