



Installer smartere, bli ferdig raskere Velg pålitelighet og ytelse som varer

CoreLine Panel gen6

Philips CoreLine-panel Gen6 gir deg innovasjon, enkel montering og utmerket belysning. Dette LED-panelets alt-i-ett-funksjon gir et utvalg av tre lumenpakker og tre fargetemperaturer i én armatur. Dette gjør det enkelt å velge riktig produkt, gir deg fleksibiliteten til å ivareta kundens preferanser på stedet og innebærer færre produktkoder på lager. Montering av CoreLine RC132V-LED-panelet gjøres raskt og enkelt med produktets hurtigkobling eller ledninger. CoreLine-serien omfatter Interact Ready-armaturer med integrert trådløs kommunikasjon og er klare til bruk med Interact-gatewayer, -sensorer og -programvare.

Fordeler

- Pålitelige produkter med lav risiko
- Disse er raske og enkle å installere
- Unngå forvirring – enkelt produktvalg
- Hold deg oppdatert ved å integrere IoT / intelligente belysningssystemer

Funksjoner

- L90 ved 50 000 timer/ L80 ved 100 000 timer med 5 års garanti
- Hurtigkobling (grønn/hvit, Flywire, WAGO og Schuko)
- Versjoner som overholder og ikke overholder kontorstandarder med høy lumeneffekt
- CRI 80/CRI 90 ved SDCM <3
- CRI 80, 4000 K, 140 lm/W og 3000 K >130 lm/W, CRI 90 >115 lm/W
- UltraEffektiv 4000 K >160 lm/W
- Alt-i-ett: flere lumenpakker og fargetemperaturer i én armatur

CoreLine Panel gen6

Søknad

- Kontorer
- Helse
- Kommunale bygninger
- Utdanning

Versions

CoreLine panel G5 SIA with Sensor
front side



Philips CoreLine panel G6 All in
W30L120



CoreLine panel G6 W60L60 IP65-
IP20



CoreLine Panel G6 W60xL120 RTP




Philips CoreLine panel G6 All in
MultiLumen W60L60



CoreLine panel G6 PSU W30L120
SIA Sensor RTP

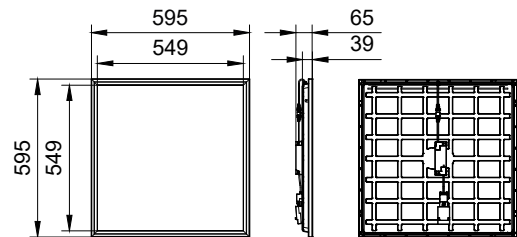
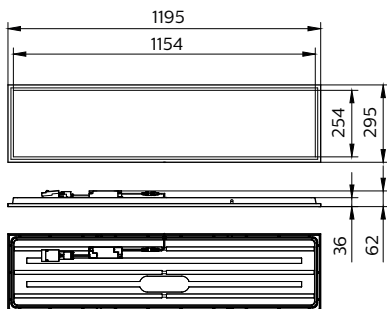
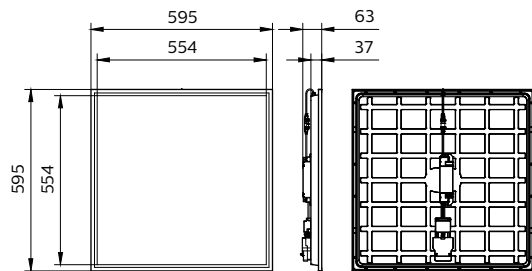
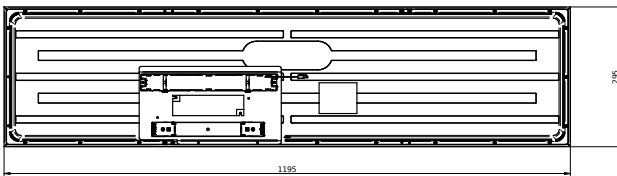
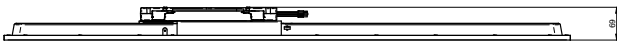
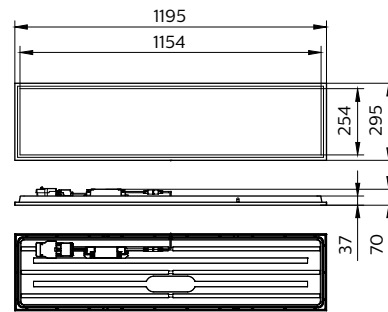
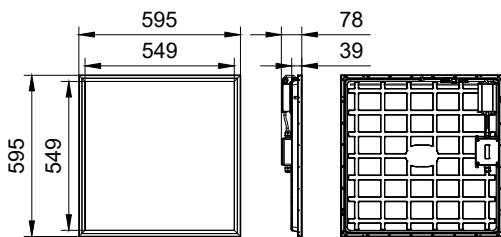
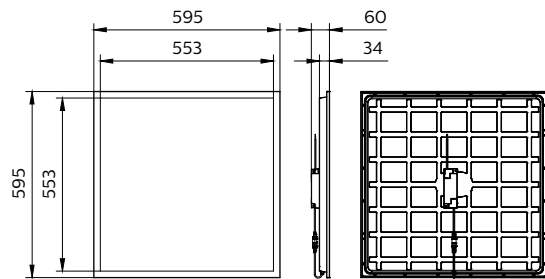
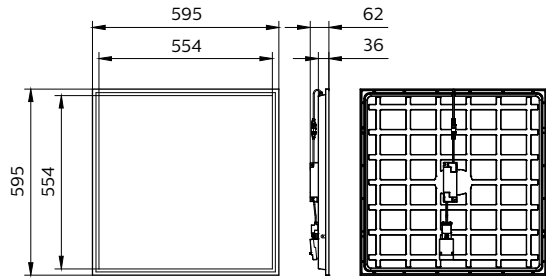


CoreLine Panel G6 Concealed
Celing version 599x599



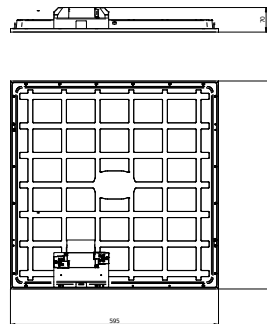
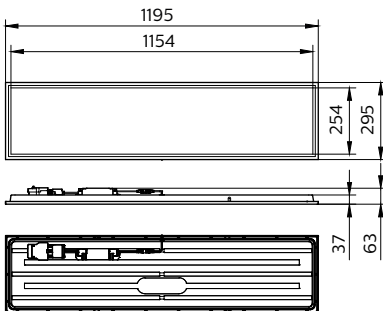
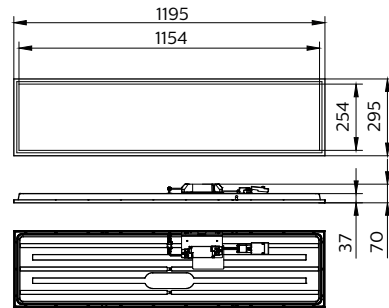
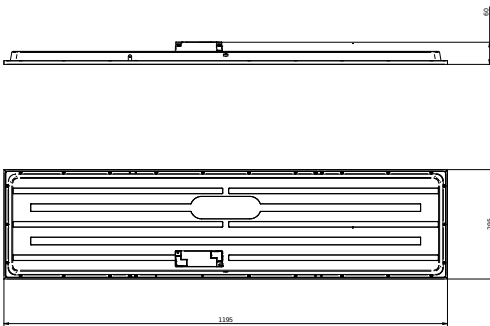
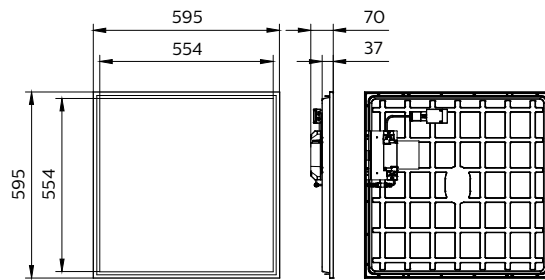
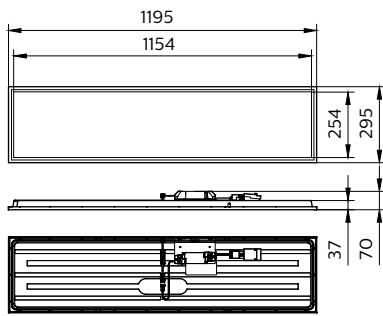
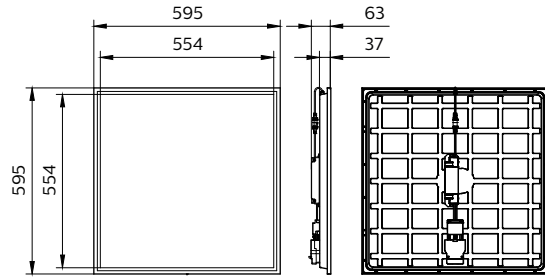
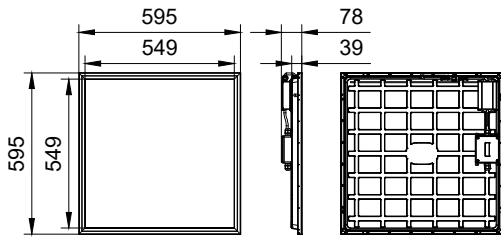
CoreLine Panel gen6

Målskisse



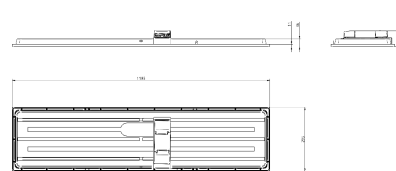
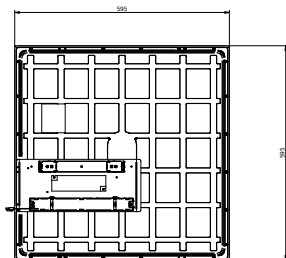
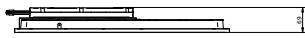
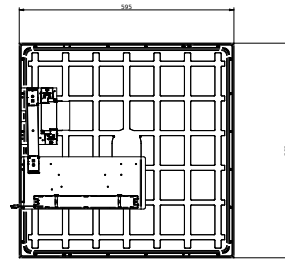
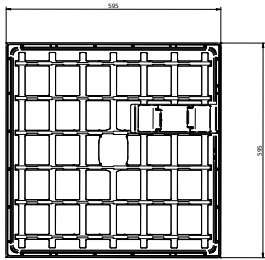
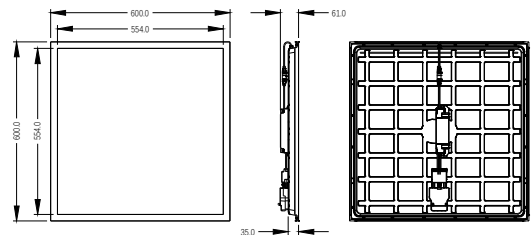
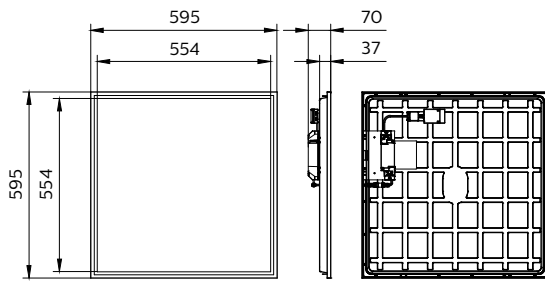
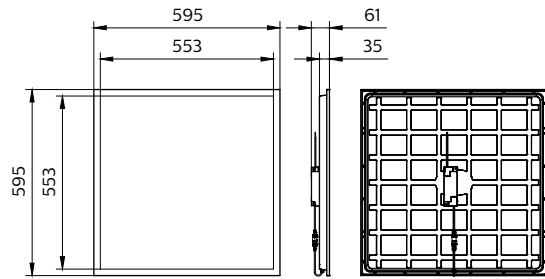
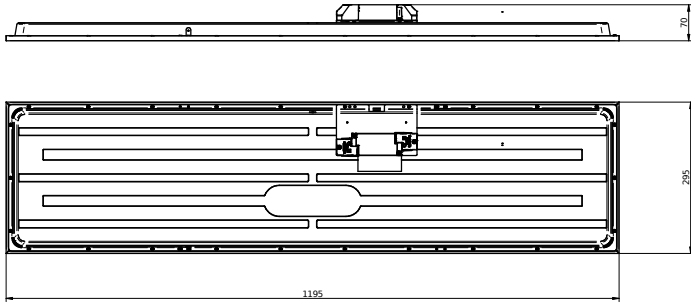
CoreLine Panel gen6

Målskisse



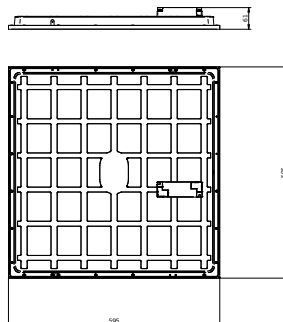
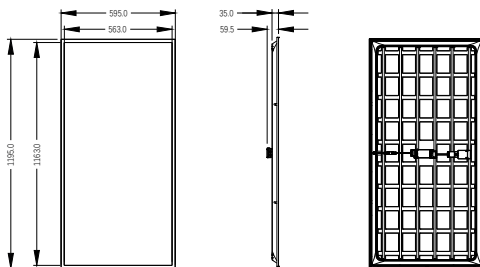
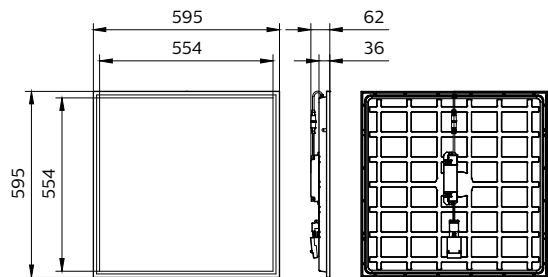
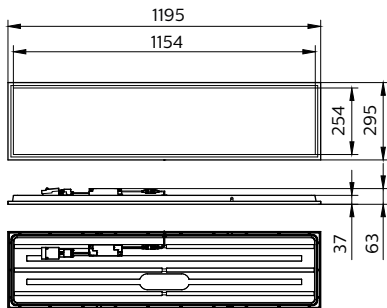
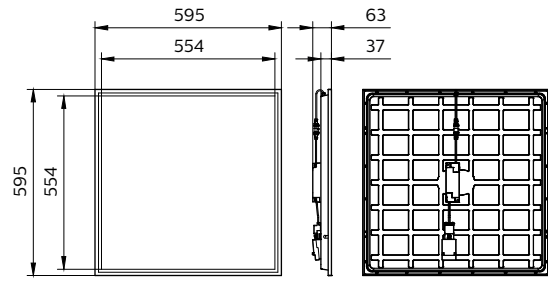
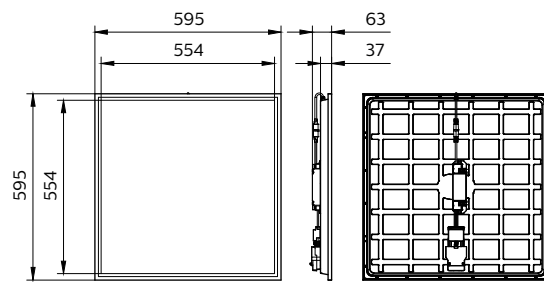
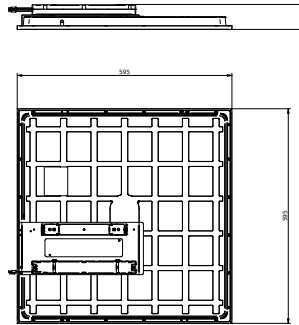
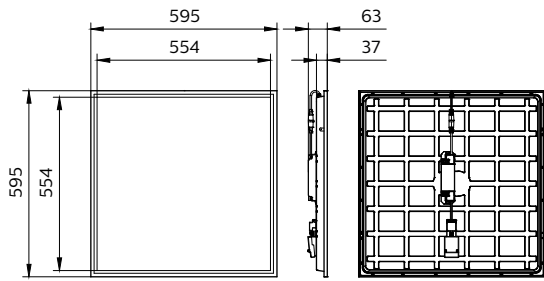
CoreLine Panel gen6

Målskisse



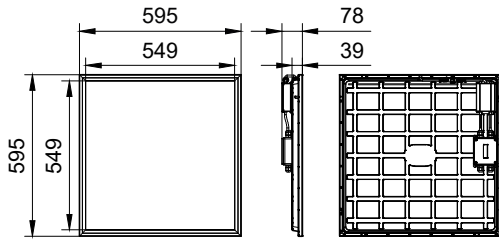
CoreLine Panel gen6

Målskisse



CoreLine Panel gen6

Målskisse



Produkt detaljer

CoreLine panel G6 PSU Green connector fits Wieland W3 connector



CoreLine connector Wago WA3



CoreLine panel G6 PSU W60L60 back side DPP




CoreLine panel G6 IP65 PSU driver



CoreLine panel G6 PSU W30L120 SIA Sensor back side DPP



CoreLine panel G6 PSU driver DPP



CoreLine Panel gen6

Produkt detaljer




CoreLine panel G6 WIA back side
DPP



CoreLine panel G6 PSU W30L120
back side DPP



CoreLine panel G6 PSD W30L120
back side DPP



CoreLine panel G6 PSD driver
open DPP




CoreLine Panel G6 Concealed
Ceiling version 599x599 detail
frontside



CoreLine panel G6 PSD All in
W60L60 back side DPP



CoreLine panel G6 IP65 PSD driver



CoreLine panel G6 side angle DPP



CoreLine panel G6 back side IP65
IP20



CoreLine connector wago WA5

CoreLine Panel gen6

Produkt detaljer




CoreLine panel G6 WIA driver DPP



CoreLine panel G6 NOC Optical window DPP



CoreLine panel G6 All in driver open DPP



CoreLine panel G6 All in driver DPP



CoreLine panel G6 PSU driver open DPP



CoreLine panel G6 PSD W60L60 back side DPP



CoreLine connector Schuko CCE



CoreLine Panel G6 Concealed Ceiling version 599x599 backside closed brackets



CoreLine Panel G6 Concealed Ceiling version 599x599 detail backside



CoreLine Panel G6 Concealed Ceiling version 599x599 backside open brackets

CoreLine Panel gen6

Produkt detaljer




CoreLine panel G6 IP65 PSD back side



CoreLine panel G6 W60L60 OC Optical window DPP



CoreLine panel G6 IP65 PSU back side



CoreLine panel G6 PSD driver DPP

Generell informasjon

| | |
|-----------------------|---------|
| Driver inkludert | Ja |
| Antall utstyrsenheter | 1 enhet |
| Service Tag | Ja |

Drift og elektronikk

| | |
|------------------------|---------------------|
| IEC-beskyttelsesklasse | Sikkerhetsklasse II |
|------------------------|---------------------|

Mekanikk og innfatning

| | |
|------------------------|------|
| Eksplisjonsfare-klasse | - |
| Innfatningsfarge | Hvit |

Godkjenning og bruksområde

| | |
|----------------------|------------|
| CE-merke | Ja |
| ENEC-merke | ENEC-merke |
| Stroboskopisk effekt | 0,4 |

Innledende ytelse (i samsvar med IEC)

| | |
|--------------------|-------------|
| Lysstrømstoleranse | -10% / +10% |
|--------------------|-------------|

Teknisk belysning (1/2)

| Order Code | Full Product Name | Alt-i-ett-type | Lyskjeglevinkel for lyskilde | Korrelert | |
|--------------|---------------------------------------------|---------------------------------------|------------------------------|------------------------|-------------------------------|
| | | | | fargetemperatur (nom.) | Fargegjengivelsesindeks (CRI) |
| 910505102802 | RC132V G6 43S/840 SIA W60L60 OC IA4 | - | 90 grad(er) | 4000 K | >80 |
| 910505102803 | RC132V G6 40S/830 SIA W60L60 OC IA4 | - | 90 grad(er) | 3000 K | >80 |
| 910505102822 | RC132VG6_29_36_43/830_40 PSU 30x120OCCE | All-in, Multi Lumen | 90 grad(er) | 3000 K | >80 |
| 910505102825 | RC132VG6_29_36_43/830_40 PSU 30x120OCWA3 | All-in, Multi Lumen | 90 grad(er) | 3000 K | >80 |
| 910505102826 | RC132V G6 43S/830_40 PSD W30L120 OC WA5 | All-in, Multi Color Temperature | 90 grad(er) | 3000 K | >80 |
| 910505102830 | RC132V G6 43S/830_40 WIA W30L120 OCWA3 | All-in, Multi Color Temperature | 90 grad(er) | 3000 K | >80 |
| 911401801187 | RC132V G6 29_36_43S/ 830_40 PSDW30L120OC | All-in, Multi Lumen | 90 grad(er) | 3000 K | >80 |
| 911401807487 | RC132V G6 40_43S/830_40 WIA 30x120 OC | All-in, Multi Color Temperature | 90 grad(er) | 3000 K | >80 |
| 910505102819 | RC132V G6 36S/840 PSU W30L120 OC ELB3 | All-in, Multi Color Temperature | 90 grad(er) | 4000 K | >80 |
| 911401802887 | RC132V G6 36S/840 WIA W30L120 OC | - | 90 grad(er) | 4000 K | >80 |
| 911401890485 | RC132V G6 36S/840 PSU W30L120 NOC | - | 120 grad(er) | 4000 K | >80 |

| Order Code | Full Product Name | Alt-i-ett- type | Lyskjeglevinkel for lyskilde | Korrelert | |
|--------------|---------------------------------------------|--------------------|---------------------------------|---------------------------|----------------------------------|
| | | | | fargetemperatur (nom.) | Fargegjengivelsesindeks (CRI) |
| 911401890785 | RC132V G6 36S/840 PSU W30L120 OC | - | 90 grad(er) | 4000 K | >80 |
| 911401891085 | RC132V G6 36S/840 PSD W30L120 OC | - | 90 grad(er) | 4000 K | >80 |
| 911401891685 | RC132V G6 50S/940 PSU W60L60 NOC IP65 | - | 120 grad(er) | 4000 K | >90 |
| 911401891785 | RC132V G6 48S/940 PSU W60L60 OC IP65 | - | 90 grad(er) | 4000 K | >90 |
| 911401891885 | RC132V G6 48S/940 PSD W60L60 OC IP65 | - | 90 grad(er) | 4000 K | >90 |
| 911401891585 | RC132V G6 36S/840 PSU W60L60 NOC IP65_20 | - | 120 grad(er) | 4000 K | >80 |
| 911401888287 | RC132V 60S/840 PSU W60L120 OC | - | - | 4000 K | >80 |
| 910505102816 | RC132V G6 36S/840 PSU W60L60 OC ELB3 | - | 90 grad(er) | 4000 K | >80 |
| 910505102817 | RC132V G6 36S/840 PSD W60L60 OC ELB3 | - | 90 grad(er) | 4000 K | >80 |
| 910505102818 | RC132V G6 36S/840 WIA W60L60 OC ELB3 | - | 90 grad(er) | 4000 K | >80 |
| 911401800087 | RC132V G6 36S/UE840 PSU W60L60 NOC | - | 120 grad(er) | 4000 K | >80 |
| 911401800187 | RC132V G6 36S/UE840 PSU W60L60 OC | - | 90 grad(er) | 4000 K | >80 |
| 911401800287 | RC132V G6 36S/UE840 PSD W60L60 OC | - | 90 grad(er) | 4000 K | >80 |
| 911401800387 | RC132V G6 50S/840 PSD W60L60 OC | - | 90 grad(er) | 4000 K | >80 |
| 911401800687 | RC132V G6 36S/840 PSU W60L60 OC BN | - | 90 grad(er) | 4000 K | >80 |
| 911401800887 | RC132V G6 36S/840 PSU W60L60 OC BN6 | - | 90 grad(er) | 4000 K | >80 |
| 911401802187 | RC132V G6 34S/830 WIA W60L60 OC | - | 90 grad(er) | 3000 K | >80 |
| 911401802287 | RC132V G6 36S/840 WIA W60L60 OC | - | 90 grad(er) | 4000 K | >80 |
| 911401802487 | RC132V G6 43S/840 WIA W60L60 OC | - | 90 grad(er) | 4000 K | >80 |
| 911401806987 | RC132V G6 43S/840 PSU W60L60 OC BN | - | 90 grad(er) | 4000 K | >80 |
| 911401807087 | RC132V G6 43S/840 PSU W60L60 NOC BN | - | 120 grad(er) | 4000 K | >80 |
| 911401807187 | RC132V G6 50S/840 PSU W60L60 OC BN | - | 90 grad(er) | 4000 K | >80 |
| 911401807287 | RC132V G6 36S/UE840 WIA W60L60 OC | - | 90 grad(er) | 4000 K | >80 |
| 911401807587 | RC132V G6 34S/830 PSU W60L60 NOC | - | 120 grad(er) | 3000 K | >80 |
| 911401807687 | RC132V G6 34S/830 PSU W60L60 OC | - | 90 grad(er) | 3000 K | >80 |

| Order Code | Full Product Name | Alt-i-ett-type | Lyskjeglevinkel for lyskilde | Korrelert | |
|--------------|------------------------------------------|---------------------------------|------------------------------|------------------------|-------------------------------|
| | | | | fargetemperatur (nom.) | Fargegjengivelsesindeks (CRI) |
| 911401890285 | RC132V G6 36S/840 PSU W60L60 NOC | - | 120 grad(er) | 4000 K | >80 |
| 911401890585 | RC132V G6 36S/840 PSU W60L60 OC | - | 90 grad(er) | 4000 K | >80 |
| 911401890885 | RC132V G6 36S/840 PSD W60L60 OC | - | 90 grad(er) | 4000 K | >80 |
| 911401801787 | RC132V G6 31_36_43S/940 PSD W60L60 OC | All-in, Multi Lumen | 90 grad(er) | 4000 K | >90 |
| 910505104636 | RC132V G6 43S/840 SIA W30L120 OC IA4 | - | 90 grad(er) | 4000 K | >80 |
| 910505104637 | RC132V G6 40S/830 SIA W30L120 OC IA4 | - | 90 grad(er) | 3000 K | >80 |
| 910505102821 | RC132VG6 29_36_43/830_40 PSU 60x60OC CCE | All-in, Multi Lumen | 90 grad(er) | 3000 K | >80 |
| 910505102823 | RC132VG6 29_36_43/830_40 PSU 60x60OC WA3 | All-in, Multi Lumen | 90 grad(er) | 3000 K | >80 |
| 910505102824 | RC132V G6 43S/830_40 PSD W60L60 OC WA5 | All-in, Multi Color Temperature | 90 grad(er) | 3000 K | >80 |
| 910505102828 | RC132V G6 40/43S/830_840 WIAW60L60OCCCE | All-in, Multi Color Temperature | 90 grad(er) | 3000 K | >80 |
| 910505102829 | RC132V G6 43S/830_40 WIA W60L60 OC WA3 | All-in, Multi Color Temperature | 90 grad(er) | 3000 K | >80 |
| 911401801287 | RC132V G6 29_36_43S/830_40 PSU W60L60NOC | All-in, Multi Lumen | 120 grad(er) | 3000 K | >80 |
| 911401807387 | RC132V G6 40_43S/830_40 WIA 60x60 OC | All-in, Multi Color Temperature | 90 grad(er) | 3000 K | >80 |
| 911401891185 | RC132V G6 29_36_43S/830_40 PSU W60L60 OC | All-in, Multi Lumen | 90 grad(er) | 3000 K | >80 |
| 911401891285 | RC132V G6 29_36_43S/830_40 PSD W60L60 OC | All-in, Multi Lumen | 90 grad(er) | 3000 K | >80 |
| 911401888487 | RC132V G6 36S/UE840 PSD 599x599SQ OC CPC | - | - | 4000 K | >80 |

Teknisk belysning (2/2)

| Order Code | Full Product Name | Lysutbytte (vurdert) | | | Order Code | Full Product Name | Lysutbytte (vurdert) | | |
|--------------|------------------------------------------|----------------------|-----------|----------------------|--------------|-----------------------------------------|----------------------|-----------|----------------------|
| | | (Nom) | Lysytelse | Optikktype | | | (Nom) | Lysytelse | Optikktype |
| 910505102802 | RC132V G6 43S/840 SIA W60L60 OC IA4 | 135 lm/W | 4 300 lm | Spredningsvinkel 90° | 910505102826 | RC132V G6 43S/830_40 PSD W30L120 OC WA5 | 135 lm/W | 4 300 lm | Spredningsvinkel 90° |
| 910505102803 | RC132V G6 40S/830 SIA W60L60 OC IA4 | 126 lm/W | 4 000 lm | Spredningsvinkel 90° | 910505102830 | RC132V G6 43S/830_40 WIA W30L120 OCWA3 | 135 lm/W | 4 300 lm | Spredningsvinkel 90° |
| 910505102822 | RC132VG6_29_36_43/830_40 PSU 30x120OCCCE | 136 lm/W | 2 900 lm | Spredningsvinkel 90° | 911401801187 | RC132V G6 29_36_43S/830_40 PSDW30L120OC | 140 lm/W | 2 900 lm | Spredningsvinkel 90° |
| 910505102825 | RC132VG6_29_36_43/830_40 PSU 30x120OCWA3 | 136 lm/W | 2 900 lm | Spredningsvinkel 90° | 911401807487 | RC132V G6 40_43S/830_40 WIA 30x120 OC | 140 lm/W | 4 000 lm | Spredningsvinkel 90° |

CoreLine Panel gen6

| Order Code | Full Product Name | Lysutbytte (vurdert) | | |
|--------------|------------------------------------------|----------------------|-----------|-----------------------|
| | | (Nom) | Lysytelse | Optikktype |
| 910505102819 | RC132V G6 36S/840 PSU W30L120 OC ELB3 | 133 lm/W | 3 600 lm | Spredningsvinkel 90° |
| 911401802887 | RC132V G6 36S/840 WIA W30L120 OC | 140 lm/W | 3 600 lm | Spredningsvinkel 90° |
| 911401890485 | RC132V G6 36S/840 PSU W30L120 NOC | 140 lm/W | 3 600 lm | Spredningsvinkel 120° |
| 911401890785 | RC132V G6 36S/840 PSU W30L120 OC | 140 lm/W | 3 600 lm | Spredningsvinkel 90° |
| 911401891085 | RC132V G6 36S/840 PSD W30L120 OC | 140 lm/W | 3 600 lm | Spredningsvinkel 90° |
| 911401891685 | RC132V G6 50S/940 PSU W60L60 NOC IP65 | 110 lm/W | 5 000 lm | Spredningsvinkel 120° |
| 911401891785 | RC132V G6 48S/940 PSU W60L60 OC IP65 | 105 lm/W | 4 800 lm | Spredningsvinkel 90° |
| 911401891885 | RC132V G6 48S/940 PSD W60L60 OC IP65 | 105 lm/W | 4 800 lm | Spredningsvinkel 90° |
| 911401891585 | RC132V G6 36S/840 PSU W60L60 NOC IP65_20 | 140 lm/W | 3 600 lm | Spredningsvinkel 120° |
| 911401888287 | RC132V 60S/840 PSU W60L120 OC | 140 lm/W | 6 000 lm | Spredningsvinkel 90° |
| 910505102816 | RC132V G6 36S/840 PSU W60L60 OC ELB3 | 133 lm/W | 3 600 lm | Spredningsvinkel 90° |
| 910505102817 | RC132V G6 36S/840 PSD W60L60 OC ELB3 | 133 lm/W | 3 600 lm | Spredningsvinkel 90° |
| 910505102818 | RC132V G6 36S/840 WIA W60L60 OC ELB3 | 133 lm/W | 3 600 lm | Spredningsvinkel 90° |
| 911401800087 | RC132V G6 36S/UE840 PSU W60L60 NOC | 160 lm/W | 3 600 lm | Spredningsvinkel 120° |
| 911401800187 | RC132V G6 36S/UE840 PSU W60L60 OC | 160 lm/W | 3 600 lm | Spredningsvinkel 90° |
| 911401800287 | RC132V G6 36S/UE840 PSD W60L60 OC | 153 lm/W | 3 600 lm | Spredningsvinkel 90° |
| 911401800387 | RC132V G6 50S/840 PSD W60L60 OC | 130 lm/W | 5 000 lm | Spredningsvinkel 90° |
| 911401800687 | RC132V G6 36S/840 PSU W60L60 OC BN | 140 lm/W | 3 600 lm | Spredningsvinkel 90° |
| 911401800887 | RC132V G6 36S/840 PSU W60L60 OC BN6 | 140 lm/W | 3 600 lm | Spredningsvinkel 90° |
| 911401802187 | RC132V G6 34S/830 WIA W60L60 OC | 130 lm/W | 3 400 lm | Spredningsvinkel 90° |
| 911401802287 | RC132V G6 36S/840 WIA W60L60 OC | 140 lm/W | 3 600 lm | Spredningsvinkel 90° |
| 911401802487 | RC132V G6 43S/840 WIA W60L60 OC | 140 lm/W | 4 300 lm | Spredningsvinkel 90° |

| Order Code | Full Product Name | Lysutbytte (vurdert) | | |
|--------------|------------------------------------------|----------------------|-----------|-----------------------|
| | | (Nom) | Lysytelse | Optikktype |
| 911401806987 | RC132V G6 43S/840 PSU W60L60 OC BN | 140 lm/W | 4 300 lm | Spredningsvinkel 90° |
| 911401807087 | RC132V G6 43S/840 PSU W60L60 NOC BN | 140 lm/W | 4 300 lm | Spredningsvinkel 120° |
| 911401807187 | RC132V G6 50S/840 PSU W60L60 OC BN | 130 lm/W | 5 000 lm | Spredningsvinkel 90° |
| 911401807287 | RC132V G6 36S/UE840 WIA W60L60 OC | 153 lm/W | 3 600 lm | Spredningsvinkel 90° |
| 911401807587 | RC132V G6 34S/830 PSU W60L60 NOC | 130 lm/W | 3 400 lm | Spredningsvinkel 120° |
| 911401807687 | RC132V G6 34S/830 PSU W60L60 OC | 130 lm/W | 3 400 lm | Spredningsvinkel 90° |
| 911401890285 | RC132V G6 36S/840 PSU W60L60 NOC | 140 lm/W | 3 600 lm | Spredningsvinkel 120° |
| 911401890585 | RC132V G6 36S/840 PSU W60L60 OC | 140 lm/W | 3 600 lm | Spredningsvinkel 90° |
| 911401890885 | RC132V G6 36S/840 PSD W60L60 OC | 140 lm/W | 3 600 lm | Spredningsvinkel 90° |
| 911401801787 | RC132V G6 31_36_43S/940 PSD W60L60 OC | 115 lm/W | 3 100 lm | Spredningsvinkel 90° |
| 910505104636 | RC132V G6 43S/840 SIA W30L120 OC IA4 | 135 lm/W | 4 300 lm | Spredningsvinkel 90° |
| 910505104637 | RC132V G6 40S/830 SIA W30L120 OC IA4 | 126 lm/W | 4 000 lm | Spredningsvinkel 90° |
| 910505102821 | RC132VG6 29_36_43/830_40 PSU 60x60OC CCE | 136 lm/W | 2 900 lm | Spredningsvinkel 90° |
| 910505102823 | RC132VG6 29_36_43/830_40 PSU 60x60OC WA3 | 136 lm/W | 2 900 lm | Spredningsvinkel 90° |
| 910505102824 | RC132V G6 43S/830_40 PSD W60L60 OC WA5 | 135 lm/W | 4 300 lm | Spredningsvinkel 90° |
| 910505102828 | RC132V G6 40/43S/830_840 WIAW60L60OCCCE | 135 lm/W | 4 300 lm | Spredningsvinkel 90° |
| 910505102829 | RC132V G6 43S/830_40 WIA W60L60 OC WA3 | 135 lm/W | 4 300 lm | Spredningsvinkel 90° |
| 911401801287 | RC132V G6 29_36_43S/830_40 PSU W60L60NOC | 140 lm/W | 2 900 lm | Spredningsvinkel 120° |
| 911401807387 | RC132V G6 40_43S/830_40 WIA 60x60 OC | 140 lm/W | 4 000 lm | Spredningsvinkel 90° |
| 911401891185 | RC132V G6 29_36_43S/830_40 PSU W60L60 OC | 140 lm/W | 2 900 lm | Spredningsvinkel 90° |
| 911401891285 | RC132V G6 29_36_43S/830_40 PSD W60L60 OC | 140 lm/W | 2 900 lm | Spredningsvinkel 90° |
| 911401888487 | RC132V G6 36S/UE840 PSD 599x599SQ OC CPC | 153 lm/W | 3 600 lm | Spredningsvinkel 90° |

Drift og elektronikk

CoreLine Panel gen6

| Order Code | Full Product Name | Inngangsspenning | Line | | | Order Code | Full Product Name | Inngangsspenning | Line | | | Egne for tilfeltsveksling |
|--------------|---------------------------------------------|------------------|----------------|---------------|---------------|----------------------------------------------|-------------------|------------------|-----------|---------------|---------------|---------------------------|
| | | | Frequency | Effektforbruk | | | | | Frequency | Effektforbruk | | |
| 910505102802 | RC132V G6 43S/840 SIA W60L60 OC IA4 | 220-240 V | 50 to 60 Hz | 32 W | 9105051800387 | RC132V G6 50S/840 PSD W60L60 OC | 220 til 240 V | 50 or 60 Hz | 38 W | | Ikke relevant | |
| 910505102803 | RC132V G6 40S/830 SIA W60L60 OC IA4 | 220-240 V | 50 to 60 Hz | 32 W | 9105051800687 | RC132V G6 36S/840 PSU W60L60 OC BN | 220 til 240 V | 50 or 60 Hz | 26 W | | Ikke relevant | |
| 910505102822 | RC132VG6_29_36_43/830_40 PSU 30x120OCCE | 220-240 V | 50 to 60 Hz | 32 W | 9105051800887 | RC132V G6 36S/840 PSU W60L60 OC BN6 | 220 til 240 V | 50 or 60 Hz | 26 W | | Ikke relevant | |
| 910505102825 | RC132VG6_29_36_43/830_40 PSU 30x120OCWA3 | 220-240 V | 50 to 60 Hz | 32 W | 9105051802187 | RC132V G6 34S/830 WIA W60L60 OC | 220 til 240 V | 50 or 60 Hz | 26 W | | Ikke relevant | |
| 910505102826 | RC132V G6 43S/830_40 PSD W30L120 OC WA5 | 220-240 V | 50 to 60 Hz | 32 W | 9105051802287 | RC132V G6 36S/840 WIA W60L60 OC | 220 til 240 V | 50 or 60 Hz | 26 W | | Ikke relevant | |
| 910505102830 | RC132V G6 43S/830_40 WIA W30L120 OCWA3 | 220-240 V | 50 to 60 Hz | 32 W | 9105051802487 | RC132V G6 43S/840 WIA W60L60 OC | 220 til 240 V | 50 or 60 Hz | 31 W | | Ikke relevant | |
| 911401801187 | RC132V G6 29_36_43S/ 830_40 PSDW30L120OC | 220 til 240 V | 50 or 60 Hz | 31 W | 911401806987 | RC132V G6 43S/840 PSU W60L60 OC BN | 220 til 240 V | 50 or 60 Hz | 31 W | | Ikke relevant | |
| 911401807487 | RC132V G6 40_43S/830_40 WIA 30x120 OC | 220 til 240 V | 50 or 60 Hz | 31 W | 911401807087 | RC132V G6 43S/840 PSU W60L60 NOC BN | 220 til 240 V | 50 or 60 Hz | 31 W | | Ikke relevant | |
| 910505102819 | RC132V G6 36S/840 PSU W30L120 OC ELB3 | 220-240 V | 50 to 60 Hz | 27 W | 9105051807187 | RC132V G6 50S/840 PSU W60L60 OC BN | 220 til 240 V | 50 or 60 Hz | 38 W | | Ikke relevant | |
| 911401802887 | RC132V G6 36S/840 WIA W30L120 OC | 220 til 240 V | 50 or 60 Hz | 26 W | 911401807287 | RC132V G6 36S/UE840 WIA W60L60 OC | 220 til 240 V | 50 or 60 Hz | 23,5 W | | Ikke relevant | |
| 911401890485 | RC132V G6 36S/840 PSU W30L120 NOC | 220 til 240 V | 50 or 60 Hz | 26 W | 911401807587 | RC132V G6 34S/830 PSU W60L60 NOC | 220 til 240 V | 50 or 60 Hz | 26 W | | Ikke relevant | |
| 911401890785 | RC132V G6 36S/840 PSU W30L120 OC | 220 til 240 V | 50 or 60 Hz | 26 W | 911401807687 | RC132V G6 34S/830 PSU W60L60 OC | 220 til 240 V | 50 or 60 Hz | 26 W | | Ikke relevant | |
| 911401891085 | RC132V G6 36S/840 PSD W30L120 OC | 220 til 240 V | 50 or 60 Hz | 26 W | 911401890285 | RC132V G6 36S/840 PSU W60L60 NOC | 220 til 240 V | 50 or 60 Hz | 26 W | | Ikke relevant | |
| 911401891685 | RC132V G6 50S/940 PSU W60L60 NOC IP65 | 220 til 240 V | 50 or 60 Hz | 45 W | 911401890585 | RC132V G6 36S/840 PSU W60L60 OC | 220 til 240 V | 50 or 60 Hz | 26 W | | Ikke relevant | |
| 911401891785 | RC132V G6 48S/940 PSU W60L60 OC IP65 | 220 til 240 V | 50 or 60 Hz | 45 W | 911401890885 | RC132V G6 36S/840 PSD W60L60 OC | 220 til 240 V | 50 or 60 Hz | 26 W | | Ikke relevant | |
| 911401891885 | RC132V G6 48S/940 PSD W60L60 OC IP65 | 220 til 240 V | 50 or 60 Hz | 45 W | 911401801787 | RC132V G6 31_36_43S/940 PSD W60L60 OC | 220 til 240 V | 50 or 60 Hz | 38 W | | Ikke relevant | |
| 911401891585 | RC132V G6 36S/840 PSU W60L60 NOC IP65_20 | 220 til 240 V | 50 or 60 Hz | 26 W | 910505104636 | RC132V G6 43S/840 SIA W30L120 OC IA4 | 220-240 V | 50 to 60 Hz | 32 W | | Nei | |
| 911401888287 | RC132V 60S/840 PSU W60L120 OC | 220 til 240 V | 50 or 60 Hz | 43 W | 910505104637 | RC132V G6 40S/830 SIA W30L120 OC IA4 | 220-240 V | 50 to 60 Hz | 32 W | | Nei | |
| 910505102816 | RC132V G6 36S/840 PSU W60L60 OC ELB3 | 220-240 V | 50 to 60 Hz | 27 W | 910505102821 | RC132VG6 29_36_43/830_40 PSU 60x60OC CCE | 220-240 V | 50 to 60 Hz | 32 W | | Nei | |
| 910505102817 | RC132V G6 36S/840 PSD W60L60 OC ELB3 | 220-240 V | 50 to 60 Hz | 27 W | 910505102823 | RC132VG6 29_36_43/830_40 PSU 60x60OC WA3 | 220-240 V | 50 to 60 Hz | 32 W | | Nei | |
| 910505102818 | RC132V G6 36S/840 WIA W60L60 OC ELB3 | 220-240 V | 50 to 60 Hz | 27 W | 910505102824 | RC132V G6 43S/830_40 PSD W60L60 OC WA5 | 220-240 V | 50 to 60 Hz | 32 W | | Nei | |
| 911401800087 | RC132V G6 36S/UE840 PSU W60L60 NOC | 220 til 240 V | 50 or 60 Hz | 22,5 W | 910505102828 | RC132V G6 40/43S/830_840 WIAW60L60OCCE | 220-240 V | 50 to 60 Hz | 32 W | | Nei | |
| 911401800187 | RC132V G6 36S/UE840 PSU W60L60 OC | 220 til 240 V | 50 or 60 Hz | 22,5 W | 910505102829 | RC132V G6 43S/830_40 WIA W60L60 OC WA3 | 220-240 V | 50 to 60 Hz | 32 W | | Nei | |
| 911401800287 | RC132V G6 36S/UE840 PSD W60L60 OC | 220 til 240 V | 50 or 60 Hz | 23,5 W | 911401801287 | RC132V G6 29_36_43S/ 830_40 PSU W60L60NOC | 220 til 240 V | 50 or 60 Hz | 31 W | | Ikke relevant | |

CoreLine Panel gen6

| Order Code | Full Product Name | Line | | | Order Code | Full Product Name | Line | | | Egne for tilførelse |
|--------------|------------------------------------------|------------------|-------------|---------------|--------------|------------------------------------------|------------------|-------------|---------------|---------------------|
| | | Inngangsspenning | Frequency | Effektforbruk | | | Inngangsspenning | Frequency | Effektforbruk | |
| 911401807387 | RC132V G6 40_43S/830_40 WIA 60x60 OC | 220 til 240 V | 50 or 60 Hz | 31 W | 911401891285 | RC132V G6 29_36_43S/830_40 PSD W60L60 OC | 220 til 240 V | 50 or 60 Hz | 31 W | Ikke relevant |
| 911401891185 | RC132V G6 29_36_43S/830_40 PSU W60L60 OC | 220 til 240 V | 50 or 60 Hz | 31 W | 911401888487 | RC132V G6 36S/UE840 PSD 599x599SQ OC CPC | 220 til 240 V | 50 or 60 Hz | 23,5 W | Ikke relevant |

Kontroller og dimming

| Order Code | Full Product Name | Kan dimmes | Innebygd styring | Maksimalt dimmenivå |
|--------------|------------------------------------------|------------|-----------------------|---------------------|
| 910505102802 | RC132V G6 43S/840 SIA W60L60 OC IA4 | Ja | Interact SC200-sensor | 10% |
| 910505102803 | RC132V G6 40S/830 SIA W60L60 OC IA4 | Ja | Interact SC200-sensor | 10% |
| 910505102822 | RC132VG6_29_36_43/830_40 PSU 30x120OCCE | Nei | - | Ikke relevant |
| 910505102825 | RC132VG6_29_36_43/830_40 PSU 30x120OCWA3 | Nei | - | Ikke relevant |
| 910505102826 | RC132V G6 43S/830_40 PSD W30L120 OC WA5 | Ja | - | 10% |
| 910505102830 | RC132V G6 43S/830_40 WIA W30L120 OCWA3 | Ja | - | 10% |
| 911401801187 | RC132V G6 29_36_43S/830_40 PSDW30L120OC | Ja | - | 1% |
| 911401807487 | RC132V G6 40_43S/830_40 WIA 30x120 OC | Ja | - | 1% |
| 910505102819 | RC132V G6 36S/840 PSU W30L120 OC ELB3 | Nei | - | Ikke relevant |
| 911401802887 | RC132V G6 36S/840 WIA W30L120 OC | Ja | - | 1% |
| 911401890485 | RC132V G6 36S/840 PSU W30L120 NOC | Nei | - | Ikke relevant |
| 911401890785 | RC132V G6 36S/840 PSU W30L120 OC | Nei | - | Ikke relevant |
| 911401891085 | RC132V G6 36S/840 PSD W30L120 OC | Ja | - | 1% |
| 911401891685 | RC132V G6 50S/940 PSU W60L60 NOC IP65 | Nei | - | Ikke relevant |
| 911401891785 | RC132V G6 48S/940 PSU W60L60 OC IP65 | Nei | - | Ikke relevant |
| 911401891885 | RC132V G6 48S/940 PSD W60L60 OC IP65 | Ja | - | 1% |
| 911401891585 | RC132V G6 36S/840 PSU W60L60 NOC IP65_20 | Nei | - | Ikke relevant |
| 911401888287 | RC132V 60S/840 PSU W60L120 OC | Nei | - | Ikke relevant |
| 910505102816 | RC132V G6 36S/840 PSU W60L60 OC ELB3 | Nei | - | Ikke relevant |

| Order Code | Full Product Name | Kan dimmes | Innebygd styring | Maksimalt dimmenivå |
|--------------|--------------------------------------|------------|------------------|---------------------|
| 910505102817 | RC132V G6 36S/840 PSD W60L60 OC ELB3 | Ja | - | 10% |
| 910505102818 | RC132V G6 36S/840 WIA W60L60 OC ELB3 | Ja | - | 10% |
| 911401800087 | RC132V G6 36S/UE840 PSU W60L60 NOC | Nei | - | Ikke relevant |
| 911401800187 | RC132V G6 36S/UE840 PSU W60L60 OC | Nei | - | Ikke relevant |
| 911401800287 | RC132V G6 36S/UE840 PSD W60L60 OC | Ja | - | 1% |
| 911401800387 | RC132V G6 50S/840 PSD W60L60 OC | Ja | - | 1% |
| 911401800687 | RC132V G6 36S/840 PSU W60L60 OC BN | Nei | - | Ikke relevant |
| 911401800887 | RC132V G6 36S/840 PSU W60L60 OC BN6 | Nei | - | Ikke relevant |
| 911401802187 | RC132V G6 34S/830 WIA W60L60 OC | Ja | - | 1% |
| 911401802287 | RC132V G6 36S/840 WIA W60L60 OC | Ja | - | 1% |
| 911401802487 | RC132V G6 43S/840 WIA W60L60 OC | Ja | - | 1% |
| 911401806987 | RC132V G6 43S/840 PSU W60L60 OC BN | Nei | - | Ikke relevant |
| 911401807087 | RC132V G6 43S/840 PSU W60L60 NOC BN | Nei | - | Ikke relevant |
| 911401807187 | RC132V G6 50S/840 PSU W60L60 OC BN | Nei | - | Ikke relevant |
| 911401807287 | RC132V G6 36S/UE840 WIA W60L60 OC | Ja | - | 1% |
| 911401807587 | RC132V G6 34S/830 PSU W60L60 NOC | Nei | - | Ikke relevant |
| 911401807687 | RC132V G6 34S/830 PSU W60L60 OC | Nei | - | Ikke relevant |
| 911401890285 | RC132V G6 36S/840 PSU W60L60 NOC | Nei | - | Ikke relevant |
| 911401890585 | RC132V G6 36S/840 PSU W60L60 OC | Nei | - | Ikke relevant |
| 911401890885 | RC132V G6 36S/840 PSD W60L60 OC | Ja | - | 1% |

CoreLine Panel gen6

| Order Code | Full Product Name | Kan dimmes | Innebygd styring | Maksimalt dimmenivå |
|--------------|------------------------------------------|------------|-----------------------|---------------------|
| 911401801787 | RC132V G6 31_36_43S/940 PSD W60L60 OC | Ja | - | 1% |
| 910505104636 | RC132V G6 43S/840 SIA W30L120 OC IA4 | Ja | Interact SC200-sensor | 10% |
| 910505104637 | RC132V G6 40S/830 SIA W30L120 OC IA4 | Ja | Interact SC200-sensor | 10% |
| 910505102821 | RC132VG6 29_36_43/830_40 PSU 60x60OC CCE | Nei | - | Ikke relevant |
| 910505102823 | RC132VG6 29_36_43/830_40 PSU 60x60OC WA3 | Nei | - | Ikke relevant |
| 910505102824 | RC132V G6 43S/830_40 PSD W60L60 OC WA5 | Ja | - | 10% |

| Order Code | Full Product Name | Kan dimmes | Innebygd styring | Maksimalt dimmenivå |
|--------------|------------------------------------------|------------|------------------|---------------------|
| 910505102828 | RC132V G6 40/43S/830_840 WIAW60L60OCCCE | Ja | - | 10% |
| 910505102829 | RC132V G6 43S/830_40 WIA W60L60 OC WA3 | Ja | - | 10% |
| 911401801287 | RC132V G6 29_36_43S/830_40 PSU W60L60NOC | Nei | - | Ikke relevant |
| 911401807387 | RC132V G6 40_43S/830_40 WIA 60x60 OC | Ja | - | 1% |
| 911401891185 | RC132V G6 29_36_43S/830_40 PSU W60L60 OC | Nei | - | Ikke relevant |
| 911401891285 | RC132V G6 29_36_43S/830_40 PSD W60L60 OC | Ja | - | 1% |
| 911401888487 | RC132V G6 36S/UE840 PSD 599x599SQ OC CPC | Ja | - | 1% |

Mekanikk og innfatning

| Order Code | Full Product Name | Mekanisk støtbeskyttelseskode | Ingress beskyttelseskode |
|--------------|------------------------------------------|-------------------------------|--------------------------|
| 910505102802 | RC132V G6 43S/840 SIA W60L60 OC IA4 | IK02 | IP20 |
| 910505102803 | RC132V G6 40S/830 SIA W60L60 OC IA4 | IK02 | IP20 |
| 910505102822 | RC132VG6 29_36_43/830_40 PSU 30x120OCCCE | IK02 | IP20/44 |
| 910505102825 | RC132VG6 29_36_43/830_40 PSU 30x120OCWA3 | IK02 | IP20/44 |
| 910505102826 | RC132V G6 43S/830_40 PSD W30L120 OC WA5 | IK02 | IP20/44 |
| 910505102830 | RC132V G6 43S/830_40 WIA W30L120 OCWA3 | IK02 | IP20/44 |
| 911401801187 | RC132V G6 29_36_43S/830_40 PSDW30L120OC | IK02 | IP20/44 |
| 911401807487 | RC132V G6 40_43S/830_40 WIA 30x120 OC | IK02 | IP20/44 |
| 910505102819 | RC132V G6 36S/840 PSU W30L120 OC ELB3 | IK03 | IP20/44 |
| 911401802887 | RC132V G6 36S/840 WIA W30L120 OC | IK02 | IP20/44 |
| 911401890485 | RC132V G6 36S/840 PSU W30L120 NOC | IK03 | IP20/44 |
| 911401890785 | RC132V G6 36S/840 PSU W30L120 OC | IK02 | IP20/44 |
| 911401891085 | RC132V G6 36S/840 PSD W30L120 OC | IK02 | IP20/44 |
| 911401891685 | RC132V G6 50S/940 PSU W60L60 NOC IP65 | IK03 | IP65 |
| 911401891785 | RC132V G6 48S/940 PSU W60L60 OC IP65 | IK03 | IP65 |
| 911401891885 | RC132V G6 48S/940 PSD W60L60 OC IP65 | IK03 | IP65 |

| Order Code | Full Product Name | Mekanisk støtbeskyttelseskode | Ingress beskyttelseskode |
|--------------|------------------------------------------|-------------------------------|--------------------------|
| 911401891585 | RC132V G6 36S/840 PSU W60L60 NOC IP65_20 | IK03 | IP20/65 |
| 911401888287 | RC132V 60S/840 PSU W60L120 OC | IK03 | IP20 (IP44 foran) |
| 910505102816 | RC132V G6 36S/840 PSU W60L60 OC ELB3 | IK03 | IP20/44 |
| 910505102817 | RC132V G6 36S/840 PSD W60L60 OC ELB3 | IK03 | IP20/44 |
| 910505102818 | RC132V G6 36S/840 WIA W60L60 OC ELB3 | IK03 | IP20/44 |
| 911401800087 | RC132V G6 36S/UE840 PSU W60L60 NOC | IK03 | IP20/44 |
| 911401800187 | RC132V G6 36S/UE840 PSU W60L60 OC | IK02 | IP20/44 |
| 911401800287 | RC132V G6 36S/UE840 PSD W60L60 OC | IK02 | IP20/44 |
| 911401800387 | RC132V G6 50S/840 PSD W60L60 OC | IK02 | IP20/44 |
| 911401800687 | RC132V G6 36S/840 PSU W60L60 OC BN | IK02 | IP20/40 |
| 911401800887 | RC132V G6 36S/840 PSU W60L60 OC BN6 | IK02 | IP20/40 |
| 911401802187 | RC132V G6 34S/830 WIA W60L60 OC | IK02 | IP20/44 |
| 911401802287 | RC132V G6 36S/840 WIA W60L60 OC | IK02 | IP20/44 |
| 911401802487 | RC132V G6 43S/840 WIA W60L60 OC | IK02 | IP20/44 |
| 911401806987 | RC132V G6 43S/840 PSU W60L60 OC BN | IK02 | IP20/40 |
| 911401807087 | RC132V G6 43S/840 PSU W60L60 NOC BN | IK03 | IP20/40 |

CoreLine Panel gen6

| Order Code | Full Product Name | Mekanisk støtbeskyttelseskode | Ingress beskyttelseskode | Order Code | Full Product Name | Mekanisk støtbeskyttelseskode | Ingress beskyttelseskode |
|--------------|---------------------------------------|-------------------------------|--------------------------|--------------|------------------------------------------|-------------------------------|--------------------------|
| 911401807187 | RC132V G6 50S/840 PSU W60L60 OC BN | IK02 | IP20/40 | 910505102821 | RC132VG6 29_36_43/830_40 PSU 60x60OC CCE | IK02 | IP20/44 |
| 911401807287 | RC132V G6 36S/UE840 WIA W60L60 OC | IK02 | IP20/44 | 910505102823 | RC132VG6 29_36_43/830_40 PSU 60x60OC WA3 | IK02 | IP20/44 |
| 911401807587 | RC132V G6 34S/830 PSU W60L60 NOC | IK03 | IP20/44 | 910505102824 | RC132V G6 43S/830_40 PSD W60L60 OC WA5 | IK02 | IP20/44 |
| 911401807687 | RC132V G6 34S/830 PSU W60L60 OC | IK02 | IP20/44 | 910505102828 | RC132V G6 40/43S/830_840 WIAW60L60OCCCE | IK02 | IP20/44 |
| 911401890285 | RC132V G6 36S/840 PSU W60L60 NOC | IK03 | IP20/44 | 910505102829 | RC132V G6 43S/830_40 WIA W60L60 OC WA3 | IK02 | IP20/44 |
| 911401890585 | RC132V G6 36S/840 PSU W60L60 OC | IK02 | IP20/44 | 911401801287 | RC132V G6 29_36_43S/830_40 PSU W60L60NOC | IK03 | IP20/44 |
| 911401890885 | RC132V G6 36S/840 PSD W60L60 OC | IK02 | IP20/44 | 911401807387 | RC132V G6 40_43S/830_40 WIA 60x60 OC | IK02 | IP20/44 |
| 911401801787 | RC132V G6 31_36_43S/940 PSD W60L60 OC | IK02 | IP20/44 | 911401891185 | RC132V G6 29_36_43S/830_40 PSU W60L60 OC | IK02 | IP20/44 |
| 910505104636 | RC132V G6 43S/840 SIA W30L120 OC IA4 | IK02 | IP20 | 911401891285 | RC132V G6 29_36_43S/830_40 PSD W60L60 OC | IK02 | IP20/44 |
| 910505104637 | RC132V G6 40S/830 SIA W30L120 OC IA4 | IK02 | IP20 | 911401888487 | RC132V G6 36S/UE840 PSD 599x599SQ OC CPC | IK02 | IP20 (foran IP40) |

Nøddrift (1/2)

| Order Code | Full Product Name | Sentral nødbelysning | Nødbelysning | Nødløstlyselse | Order Code | Full Product Name | Sentral nødbelysning | Nødbelysning | Nødløstlyselse | Type |
|--------------|------------------------------------------|----------------------|-----------------------------------------------|----------------|--------------|------------------------------------------|----------------------|------------------------------------------------------------------|----------------|---------|
| 910505102802 | RC132V G6 43S/840 SIA W60L60 OC IA4 | Nei | - | - | - | - | - | batterisett som tilbehør) | - | - |
| 910505102803 | RC132V G6 40S/830 SIA W60L60 OC IA4 | Nei | - | - | 911401890785 | RC132V G6 36S/840 PSU W30L120 OC | Nei | - | - | - |
| 910505102822 | RC132VG6_29_36_43/830_40 PSU 30x120OCCCE | Nei | - | - | 911401891085 | RC132V G6 36S/840 PSD W30L120 OC | Nei | - | - | - |
| 910505102825 | RC132VG6_29_36_43/830_40 PSU 30x120OCWA3 | Nei | - | - | 911401891685 | RC132V G6 50S/940 PSU W60L60 NOC IP65 | Nei | - | - | - |
| 910505102826 | RC132V G6 43S/830_40 PSD W30L120 OC WA5 | Nei | - | - | 911401891785 | RC132V G6 48S/940 PSU W60L60 OC IP65 | Nei | - | - | - |
| 910505102830 | RC132V G6 43S/830_40 WIA W30L120 OCWA3 | Nei | - | - | 911401891885 | RC132V G6 48S/940 PSD W60L60 OC IP65 | Nei | - | - | - |
| 911401801187 | RC132V G6 29_36_43S/830_40 PSDW30L120OC | Nei | - | - | 911401891585 | RC132V G6 36S/840 PSU W60L60 NOC IP65_20 | Nei | - | - | - |
| 911401807487 | RC132V G6 40_43S/830_40 WIA 30x120 OC | Nei | - | - | 911401888287 | RC132V 60S/840 PSU W60L120 OC | Nei | Klar for nødbelysning (via kompatibelt batterisett som tilbehør) | 380 lm | - |
| 910505102819 | RC132V G6 36S/840 PSU W30L120 OC ELB3 | Nei | Nødbelysning, 3 timers varighet, grunnversjon | 250 lm | Lithium | - | - | - | - | - |
| 911401802887 | RC132V G6 36S/840 WIA W30L120 OC | Nei | - | - | 910505102816 | RC132V G6 36S/840 PSU W60L60 OC ELB3 | Nei | Nødbelysning, 3 timers varighet, grunnversjon | 250 lm | Lithium |
| 911401890485 | RC132V G6 36S/840 PSU W30L120 NOC | Nei | Klar for nødbelysning (via kompatibelt | 380 lm | - | - | - | - | - | - |
| | | | | | 910505102817 | RC132V G6 36S/840 PSD W60L60 OC ELB3 | Nei | Nødbelysning, 3 timers | 250 lm | Lithium |

CoreLine Panel gen6

| Order Code | Full Product Name | Sentral | | | Order Code | Full Product Name | Sentral | | | Type |
|--------------|-----------------------------------------|--------------|---------------------------------------------------------------------------------|----------------|--------------|----------------------------------------------|--------------|---------------------------------------------------------------------------------|----------------|------|
| | | nødbelysning | Nødbelysning | Nødløstlyselse | | | nødbelysning | Nødbelysning | Nødløstlyselse | |
| | | | varighet, grunnversjon | | | | | batterisett som tilbehør) | | |
| 910505102818 | RC132V G6 36S/840 WIA W60L60 OC ELB3 | Nei | Nødbelysning, 3 timers | 250 lm | 911401807687 | RC132V G6 34S/830 PSU W60L60 OC | Nei | - | - | - |
| | | | varighet, grunnversjon | | 911401890285 | RC132V G6 36S/840 PSU W60L60 NOC | Nei | Klar for nødbelysning (via kompatibelt batterisett som tilbehør) | 380 lm | - |
| 911401800087 | RC132V G6 36S/UE840 PSU W60L60 NOC | Nei | Klar for nødbelysning (via kompatibelt batterisett som tilbehør) | 380 lm | - | | | | | |
| | | | | | 911401890585 | RC132V G6 36S/840 PSU W60L60 OC | Nei | - | - | - |
| 911401800187 | RC132V G6 36S/UE840 PSU W60L60 OC | Nei | - | - | 911401890885 | RC132V G6 36S/840 PSD W60L60 OC | Nei | - | - | - |
| 911401800287 | RC132V G6 36S/UE840 PSD W60L60 OC | Nei | - | - | 911401801787 | RC132V G6 31_36_43S/940 PSD W60L60 OC | Nei | - | - | - |
| 911401800387 | RC132V G6 50S/840 PSD W60L60 OC | Nei | - | - | 910505104636 | RC132V G6 43S/840 SIA W30L120 OC IA4 | Nei | - | - | - |
| 911401800687 | RC132V G6 36S/840 PSU W60L60 OC BN | Nei | - | - | 910505104637 | RC132V G6 40S/830 SIA W30L120 OC IA4 | Nei | - | - | - |
| 911401800887 | RC132V G6 36S/840 PSU W60L60 OC BN6 | Nei | - | - | 910505102821 | RC132VG6 29_36_43/830_40 PSU 60x60OC CCE | Nei | - | - | - |
| 911401802187 | RC132V G6 34S/830 WIA W60L60 OC | Nei | - | - | 910505102823 | RC132VG6 29_36_43/830_40 PSU 60x60OC WA3 | Nei | - | - | - |
| 911401802287 | RC132V G6 36S/840 WIA W60L60 OC | Nei | - | - | 910505102824 | RC132V G6 43S/830_40 PSD W60L60 OC WA5 | Nei | - | - | - |
| 911401802487 | RC132V G6 43S/840 WIA W60L60 OC | Nei | - | - | 910505102828 | RC132V G6 40/43S/830_840 WIAW60L60OCCCE | Nei | - | - | - |
| 911401806987 | RC132V G6 43S/840 PSU W60L60 OC BN | Nei | - | - | 910505102829 | RC132V G6 43S/830_40 WIA W60L60 OC WA3 | Nei | - | - | - |
| 911401807087 | RC132V G6 43S/840 PSU W60L60 NOC BN | Nei | Klar for nødbelysning (via kompatibelt batterisett som tilbehør) | 380 lm | 911401801287 | RC132V G6 29_36_43S/ 830_40 PSU W60L60NOC | Nei | Klar for nødbelysning (via kompatibelt batterisett som tilbehør) | 380 lm | - |
| 911401807187 | RC132V G6 50S/840 PSU W60L60 OC BN | Nei | - | - | 911401807387 | RC132V G6 40_43S/830_40 WIA 60x60 OC | Nei | - | - | - |
| 911401807287 | RC132V G6 36S/UE840 WIA W60L60 OC | Nei | - | - | 911401891185 | RC132V G6 29_36_43S/ 830_40 PSU W60L60 OC | Nei | - | - | - |
| 911401807587 | RC132V G6 34S/830 PSU W60L60 NOC | Nei | Klar for nødbelysning (via kompatibelt | 380 lm | 911401891285 | RC132V G6 29_36_43S/ 830_40 PSD W60L60 OC | Nei | - | - | - |
| | | | | | 911401888487 | RC132V G6 36S/UE840 PSD 599x599SQ OC CPC | - | - | - | - |

Nøddrift (2/2)

CoreLine Panel gen6

| Order Code | Full Product Name | Strømforbruk under sentral DC nødmodus | Nominell varighet av nødbelysningen (når fulladet) |
|--------------|------------------------------------------|----------------------------------------|----------------------------------------------------|
| 910505102802 | RC132V G6 43S/840 SIA W60L60 OC IA4 | - | - |
| 910505102803 | RC132V G6 40S/830 SIA W60L60 OC IA4 | - | - |
| 910505102822 | RC132VG6_29_36_43/830_40 PSU 30x120OCCCE | - | - |
| 910505102825 | RC132VG6_29_36_43/830_40 PSU 30x120OCWA3 | - | - |
| 910505102826 | RC132V G6 43S/830_40 PSD W30L120 OC WA5 | - | - |
| 910505102830 | RC132V G6 43S/830_40 WIA W30L120 OCWA3 | - | - |
| 911401801187 | RC132V G6 29_36_43S/830_40 PSDW30L120OC | - | - |
| 911401807487 | RC132V G6 40_43S/830_40 WIA 30x120 OC | - | - |
| 910505102819 | RC132V G6 36S/840 PSU W30L120 OC ELB3 | 2 W | 3 time(r) |
| 911401802887 | RC132V G6 36S/840 WIA W30L120 OC | - | - |
| 911401890485 | RC132V G6 36S/840 PSU W30L120 NOC | - | - |
| 911401890785 | RC132V G6 36S/840 PSU W30L120 OC | - | - |
| 911401891085 | RC132V G6 36S/840 PSD W30L120 OC | - | - |
| 911401891685 | RC132V G6 50S/940 PSU W60L60 NOC IP65 | - | - |
| 911401891785 | RC132V G6 48S/940 PSU W60L60 OC IP65 | - | - |
| 911401891885 | RC132V G6 48S/940 PSD W60L60 OC IP65 | - | - |
| 911401891585 | RC132V G6 36S/840 PSU W60L60 NOC IP65_20 | - | - |
| 911401888287 | RC132V 60S/840 PSU W60L120 OC | - | - |
| 910505102816 | RC132V G6 36S/840 PSU W60L60 OC ELB3 | 2 W | 3 time(r) |
| 910505102817 | RC132V G6 36S/840 PSD W60L60 OC ELB3 | 2 W | 3 time(r) |
| 910505102818 | RC132V G6 36S/840 WIA W60L60 OC ELB3 | 2 W | 3 time(r) |
| 911401800087 | RC132V G6 36S/UE840 PSU W60L60 NOC | - | - |
| 911401800187 | RC132V G6 36S/UE840 PSU W60L60 OC | - | - |
| 911401800287 | RC132V G6 36S/UE840 PSD W60L60 OC | - | - |
| 911401800387 | RC132V G6 50S/840 PSD W60L60 OC | - | - |

| Order Code | Full Product Name | Strømforbruk under sentral DC nødmodus | Nominell varighet av nødbelysningen (når fulladet) |
|--------------|------------------------------------------|----------------------------------------|----------------------------------------------------|
| 911401800687 | RC132V G6 36S/840 PSU W60L60 OC BN | - | - |
| 911401800887 | RC132V G6 36S/840 PSU W60L60 OC BN6 | - | - |
| 911401802187 | RC132V G6 34S/830 WIA W60L60 OC | - | - |
| 911401802287 | RC132V G6 36S/840 WIA W60L60 OC | - | - |
| 911401802487 | RC132V G6 43S/840 WIA W60L60 OC | - | - |
| 911401806987 | RC132V G6 43S/840 PSU W60L60 OC BN | - | - |
| 911401807087 | RC132V G6 43S/840 PSU W60L60 NOC BN | - | - |
| 911401807187 | RC132V G6 50S/840 PSU W60L60 OC BN | - | - |
| 911401807287 | RC132V G6 36S/UE840 WIA W60L60 OC | - | - |
| 911401807587 | RC132V G6 34S/830 PSU W60L60 NOC | - | - |
| 911401807687 | RC132V G6 34S/830 PSU W60L60 OC | - | - |
| 911401890285 | RC132V G6 36S/840 PSU W60L60 NOC | - | - |
| 911401890585 | RC132V G6 36S/840 PSU W60L60 OC | - | - |
| 911401890885 | RC132V G6 36S/840 PSD W60L60 OC | - | - |
| 911401801787 | RC132V G6 31_36_43S/940 PSD W60L60 OC | - | - |
| 910505104636 | RC132V G6 43S/840 SIA W30L120 OC IA4 | - | - |
| 910505104637 | RC132V G6 40S/830 SIA W30L120 OC IA4 | - | - |
| 910505102821 | RC132VG6 29_36_43/830_40 PSU 60x60OC CCE | - | - |
| 910505102823 | RC132VG6 29_36_43/830_40 PSU 60x60OC WA3 | - | - |
| 910505102824 | RC132V G6 43S/830_40 PSD W60L60 OC WA5 | - | - |
| 910505102828 | RC132V G6 40/43S/830_840 WIAW60L60OCCCE | - | - |
| 910505102829 | RC132V G6 43S/830_40 WIA W60L60 OC WA3 | - | - |
| 911401801287 | RC132V G6 29_36_43S/830_40 PSU W60L60NOC | - | - |
| 911401807387 | RC132V G6 40_43S/830_40 WIA 60x60 OC | - | - |

CoreLine Panel gen6

| Order Code | Full Product Name | Nominell | |
|--------------|------------------------------------------|----------------------------------------|-------------------------------------------|
| | | Strømforbruk under sentral DC nødmodus | varighet av nødbelysningen (når fulladet) |
| 911401891185 | RC132V G6 29_36_43S/830_40 PSU W60L60 OC | - | - |
| 911401891285 | RC132V G6 29_36_43S/830_40 PSD W60L60 OC | - | - |

| Order Code | Full Product Name | Nominell | |
|--------------|------------------------------------------|----------------------------------------|-------------------------------------------|
| | | Strømforbruk under sentral DC nødmodus | varighet av nødbelysningen (når fulladet) |
| 911401888487 | RC132V G6 36S/UE840 PSD 599x599SQ OC CPC | - | - |

Godkjenning og bruksområde

| Order Code | Full Product Name | For omgivelsestemperaturer | | Order Code | Full Product Name | For omgivelsestemperaturer | | Test |
|--------------|------------------------------------------|----------------------------|-------------------------------------------------|--------------|------------------------------------------|----------------------------|-------------------------------------------------|-----------------------------------|
| | | mellom | Brennbarhetsmerk | | | mellom | Brennbarhetsmerke | |
| 910505102802 | RC132V G6 43S/840 SIA W60L60 OC IA4 | 0 °C til 35 °C | - | 911401891185 | RC132V G6 43S/840 SIA W60L60 OC IA4 | 0 °C til 35 °C | - | Temperatur 1 650 °C, 30 sek |
| 910505102803 | RC132V G6 40S/830 SIA W60L60 OC IA4 | 0 °C til 35 °C | - | 911401891485 | RC132V G6 36S/840 PSU W30L120 NOC | -10 til +35 °C | For montering på normalt antennebare overflater | Temperatur 1 650 °C, 30 sek |
| 910505102822 | RC132VG6_29_36_43/830_40 PSU 30x120OCCE | 0 °C til 35 °C | - | 911401891785 | RC132V G6 36S/840 PSU W30L120 OC | -10 til +35 °C | For montering på normalt antennebare overflater | Temperatur 1 650 °C, 30 sek |
| 910505102825 | RC132VG6_29_36_43/830_40 PSU 30x120OCWA3 | 0 °C til 35 °C | - | 911401891085 | RC132V G6 36S/840 PSD W30L120 OC | -10 til +35 °C | For montering på normalt antennebare overflater | Temperatur 1 650 °C, 30 sek |
| 910505102826 | RC132V G6 43S/830_40 PSD W30L120 OC WA5 | 0 °C til 35 °C | - | 911401891685 | RC132V G6 50S/940 PSU W60L60 NOC IP65 | -10 til +35 °C | For montering på normalt antennebare overflater | Temperatur 1 650 °C, 30 sek |
| 910505102830 | RC132V G6 43S/830_40 WIA W30L120 OCWA3 | 0 °C til 35 °C | - | 911401891785 | RC132V G6 48S/940 PSU W60L60 OC IP65 | -10 til +35 °C | For montering på normalt antennebare overflater | Temperatur 1 650 °C, 30 sek |
| 911401801187 | RC132V G6 29_36_43S/830_40 PSDW30L120OC | -10 til +35 °C | For montering på normalt antennebare overflater | 911401891885 | RC132V G6 48S/940 PSD W60L60 OC IP65 | -10 til +35 °C | For montering på normalt antennebare overflater | Temperatur 1 650 °C, 30 sek |
| 911401807487 | RC132V G6 40_43S/830_40 WIA 30x120 OC | -10 til +35 °C | For montering på normalt antennebare overflater | 911401891585 | RC132V G6 36S/840 PSU W60L60 NOC IP65_20 | -10 til +35 °C | For montering på normalt antennebare overflater | Temperatur 1 650 °C, 30 sek |
| 910505102819 | RC132V G6 36S/840 PSU W30L120 OC ELB3 | 0 °C til 35 °C | - | 911401891287 | RC132V 60S/840 PSU W60L120 OC | -10 til +35 °C | For montering på normalt antennebare overflater | Temperatur 1 850 °C, 30 sek |
| 911401802887 | RC132V G6 36S/840 WIA W30L120 OC | -10 til +35 °C | For montering på normalt antennebare overflater | 910505102816 | RC132V G6 36S/840 PSU W60L60 OC ELB3 | 0 °C til 35 °C | - | Temperatur 1 650 °C, 30 sek |

CoreLine Panel gen6

| Order Code | Full Product Name | For omgivelsestemperaturer | | Order Code | Full Product Name | For omgivelsestemperaturer | | Test |
|--------------|-----------------------------------------|----------------------------|-------------------------------------------------|--------------|---------------------------------------------|----------------------------|-------------------------------------------------|-----------------------------------------|
| | | mellom | Brennbarhetsmerk | | | mellom | Brennbarhetsmerke | |
| 910505102817 | RC132V G6 36S/840 PSD W60L60 OC ELB3 | 0 °C til 35 °C | - | 910505102817 | RC132V G6 43S/840 PSU W60L60 NOC BN | -10 til +35 °C | For montering på normalt antennebare overflater | Temperatur 650 varighet 30 sek |
| 910505102818 | RC132V G6 36S/840 WIA W60L60 OC ELB3 | 0 °C til 35 °C | - | 910505102817 | RC132V G6 50S/840 PSU W60L60 OC BN | -10 til +35 °C | For montering på normalt antennebare overflater | Temperatur 650 varighet 30 sek |
| 911401800087 | RC132V G6 36S/UE840 PSU W60L60 NOC | -10 til +35 °C | For montering på normalt antennebare overflater | 911401800087 | RC132V G6 36S/UE840 WIA W60L60 OC | -10 til +35 °C | For montering på normalt antennebare overflater | Temperatur 650 varighet 30 sek |
| 911401800187 | RC132V G6 36S/UE840 PSU W60L60 OC | -10 til +35 °C | For montering på normalt antennebare overflater | 911401800187 | RC132V G6 34S/830 PSU W60L60 NOC | -10 til +35 °C | For montering på normalt antennebare overflater | Temperatur 650 varighet 30 sek |
| 911401800287 | RC132V G6 36S/UE840 PSD W60L60 OC | -10 til +35 °C | For montering på normalt antennebare overflater | 911401800287 | RC132V G6 34S/830 PSU W60L60 OC | -10 til +35 °C | For montering på normalt antennebare overflater | Temperatur 650 varighet 30 sek |
| 911401800387 | RC132V G6 50S/840 PSD W60L60 OC | -10 til +35 °C | For montering på normalt antennebare overflater | 911401800387 | RC132V G6 36S/840 PSU W60L60 NOC | -10 til +35 °C | For montering på normalt antennebare overflater | Temperatur 650 varighet 30 sek |
| 911401800687 | RC132V G6 36S/840 PSU W60L60 OC BN | -10 til +35 °C | For montering på normalt antennebare overflater | 911401800687 | RC132V G6 36S/840 PSU W60L60 OC | -10 til +35 °C | For montering på normalt antennebare overflater | Temperatur 650 varighet 30 sek |
| 911401800887 | RC132V G6 36S/840 PSU W60L60 OC BN6 | -10 til +35 °C | For montering på normalt antennebare overflater | 911401800887 | RC132V G6 36S/840 PSD W60L60 OC | -10 til +35 °C | For montering på normalt antennebare overflater | Temperatur 650 varighet 30 sek |
| 911401802187 | RC132V G6 34S/830 WIA W60L60 OC | -10 til +35 °C | For montering på normalt antennebare overflater | 911401802187 | RC132V G6 31_36_43S/940 PSD W60L60 OC | -10 til +35 °C | For montering på normalt antennebare overflater | Temperatur 650 varighet 30 sek |
| 911401802287 | RC132V G6 36S/840 WIA W60L60 OC | -10 til +35 °C | For montering på normalt antennebare overflater | 910505102823 | RC132V G6 43S/840 SIA W30L120 OC IA4 | 0 °C til 35 °C | - | Temperatur 650 varighet 30 sek |
| 911401802487 | RC132V G6 43S/840 WIA W60L60 OC | -10 til +35 °C | For montering på normalt antennebare overflater | 910505102821 | RC132V G6 40S/830 SIA W30L120 OC IA4 | 0 °C til 35 °C | - | Temperatur 650 varighet 30 sek |
| 911401806987 | RC132V G6 43S/840 PSU W60L60 OC BN | -10 til +35 °C | For montering på normalt antennebare overflater | 910505102821 | RC132VG6 29_36_43/830_40 PSU 60x60OC CCE | 0 °C til 35 °C | - | Temperatur 650 varighet 30 sek |
| | | | | 910505102823 | RC132VG6 29_36_43/830_40 PSU 60x60OC WA3 | 0 °C til 35 °C | - | Temperatur 650 |

CoreLine Panel gen6

| Order Code | Full Product Name | For omgivelsestemperaturer | | Order Code | Full Product Name | For omgivelsestemperaturer | | Test |
|--------------|-----------------------------------------|----------------------------|------------------------------------------------|--------------|------------------------------------------|----------------------------|------------------------------------------------|--------------------------------------|
| | | mellom | Brennbarhetsmerk | | | mellom | Brennbarhetsmerke | |
| 910505102824 | RC132V G6 43S/830_40 PSD W60L60 OC WA5 | 0 °C til 35 °C | - | 911401801287 | RC132V G6 29_36_43S/830_40 PSU W60L60OC | -10 til +35 °C | For montering på normalt antennbare overflater | Temperatur 1 650 °C, 30 sek |
| 910505102828 | RC132V G6 40/43S/830_840 WIAW60L60OCCCE | 0 °C til 35 °C | - | 911401801285 | RC132V G6 29_36_43S/830_40 PSD W60L60 OC | -10 til +35 °C | For montering på normalt antennbare overflater | Temperatur 1 650 °C, 30 sek |
| 910505102829 | RC132V G6 43S/830_40 WIA W60L60 OC WA3 | 0 °C til 35 °C | - | 911401801285 | RC132V G6 29_36_43S/830_40 PSU W60L60 OC | -10 til +35 °C | For montering på normalt antennbare overflater | Temperatur 1 650 °C, 30 sek |
| 911401801287 | RC132V G6 29_36_43S/830_40 PSU W60L60OC | -10 til +35 °C | For montering på normalt antennbare overflater | 911401801487 | RC132V G6 36S/UE840 PSD 599x599SQ OC CPC | -10 til +35 °C | For montering på normalt antennbare overflater | Temperatur 1 650 °C, varighet 30 sek |

Innledende ytelse (i samsvar med IEC)

| Order Code | Full Product Name | Innledende kromatisitet | Order Code | Full Product Name | Innledende kromatisitet |
|--------------|------------------------------------------|-------------------------|--------------|------------------------------------------|-------------------------|
| 910505102802 | RC132V G6 43S/840 SIA W60L60 OC IA4 | (0.38, 0.38) SDCM ≤3 | 911401800287 | RC132V G6 36S/UE840 PSD W60L60 OC | (0.38, 0.38) SDCM ≤3 |
| 910505102803 | RC132V G6 40S/830 SIA W60L60 OC IA4 | (0.43, 0.40) SDCM <3 | 911401800387 | RC132V G6 50S/840 PSD W60L60 OC | (0.38, 0.38) SDCM ≤3 |
| 910505102822 | RC132VG6_29_36_43/830_40 PSU 30x120OCCCE | (0.38, 0.38) SDCM ≤3 | 911401800687 | RC132V G6 36S/840 PSU W60L60 OC BN | (0.38, 0.38) SDCM ≤3 |
| 910505102825 | RC132VG6_29_36_43/830_40 PSU 30x120OCWA3 | (0.38, 0.38) SDCM ≤3 | 911401800887 | RC132V G6 36S/840 PSU W60L60 OC BN6 | (0.38, 0.38) SDCM ≤3 |
| 910505102826 | RC132V G6 43S/830_40 PSD W30L120 OC WA5 | (0.38, 0.38) SDCM ≤3 | 911401802187 | RC132V G6 34S/830 WIA W60L60 OC | (0.43, 0.40) SDCM ≤3 |
| 910505102830 | RC132V G6 43S/830_40 WIA W30L120 OCWA3 | (0.38, 0.38) SDCM ≤3 | 911401802287 | RC132V G6 36S/840 WIA W60L60 OC | (0.38, 0.38) SDCM ≤3 |
| 911401801187 | RC132V G6 29_36_43S/830_40 PSDW30L120OC | (0.38, 0.38) SDCM ≤3 | 911401802487 | RC132V G6 43S/840 WIA W60L60 OC | (0.38, 0.38) SDCM ≤3 |
| 911401807487 | RC132V G6 40_43S/830_40 WIA 30x120 OC | (0.38, 0.38) SDCM ≤3 | 911401806987 | RC132V G6 43S/840 PSU W60L60 OC BN | (0.38, 0.38) SDCM ≤3 |
| 910505102819 | RC132V G6 36S/840 PSU W30L120 OC ELB3 | (0.38, 0.38) SDCM ≤3 | 911401807087 | RC132V G6 43S/840 PSU W60L60 NOC BN | (0.38, 0.38) SDCM ≤3 |
| 911401802887 | RC132V G6 36S/840 WIA W30L120 OC | (0.38, 0.38) SDCM ≤3 | 911401807187 | RC132V G6 50S/840 PSU W60L60 OC BN | (0.38, 0.38) SDCM ≤3 |
| 911401890485 | RC132V G6 36S/840 PSU W30L120 NOC | (0.38, 0.38) SDCM ≤3 | 911401807287 | RC132V G6 36S/UE840 WIA W60L60 OC | (0.38, 0.38) SDCM ≤3 |
| 911401890785 | RC132V G6 36S/840 PSU W30L120 OC | (0.38, 0.38) SDCM ≤3 | 911401807587 | RC132V G6 34S/830 PSU W60L60 NOC | (0.43, 0.40) SDCM ≤3 |
| 911401891085 | RC132V G6 36S/840 PSD W30L120 OC | (0.38, 0.38) SDCM ≤3 | 911401807687 | RC132V G6 34S/830 PSU W60L60 OC | (0.43, 0.40) SDCM ≤3 |
| 911401891685 | RC132V G6 50S/940 PSU W60L60 NOC IP65 | (0.38, 0.38) SDCM ≤3 | 911401890285 | RC132V G6 36S/840 PSU W60L60 NOC | (0.38, 0.38) SDCM ≤3 |
| 911401891785 | RC132V G6 48S/940 PSU W60L60 OC IP65 | (0.38, 0.38) SDCM ≤3 | 911401890585 | RC132V G6 36S/840 PSU W60L60 OC | (0.38, 0.38) SDCM ≤3 |
| 911401891885 | RC132V G6 48S/940 PSD W60L60 OC IP65 | (0.38, 0.38) SDCM ≤3 | 911401890885 | RC132V G6 36S/840 PSD W60L60 OC | (0.38, 0.38) SDCM ≤3 |
| 911401891585 | RC132V G6 36S/840 PSU W60L60 NOC IP65_20 | (0.38, 0.38) SDCM ≤3 | 911401801787 | RC132V G6 31_36_43S/940 PSD W60L60 OC | (0.38, 0.38) SDCM ≤3 |
| 911401888287 | RC132V 60S/840 PSU W60L120 OC | (0.38, 0.38) SDCM ≤3 | 910505104636 | RC132V G6 43S/840 SIA W30L120 OC IA4 | (0.38, 0.38) SDCM ≤3 |
| 910505102816 | RC132V G6 36S/840 PSU W60L60 OC ELB3 | (0.38, 0.38) SDCM ≤3 | 910505104637 | RC132V G6 40S/830 SIA W30L120 OC IA4 | (0.43, 0.40) SDCM <3 |
| 910505102817 | RC132V G6 36S/840 PSD W60L60 OC ELB3 | (0.38, 0.38) SDCM ≤3 | 910505102821 | RC132VG6 29_36_43/830_40 PSU 60x60OC CCE | (0.38, 0.38) SDCM ≤3 |
| 910505102818 | RC132V G6 36S/840 WIA W60L60 OC ELB3 | (0.38, 0.38) SDCM ≤3 | 910505102823 | RC132VG6 29_36_43/830_40 PSU 60x60OC WA3 | (0.38, 0.38) SDCM ≤3 |
| 911401800087 | RC132V G6 36S/UE840 PSU W60L60 NOC | (0.38, 0.38) SDCM ≤3 | 910505102824 | RC132V G6 43S/830_40 PSD W60L60 OC WA5 | (0.38, 0.38) SDCM ≤3 |
| 911401800187 | RC132V G6 36S/UE840 PSU W60L60 OC | (0.38, 0.38) SDCM ≤3 | 910505102828 | RC132V G6 40/43S/830_840 WIAW60L60OCCCE | (0.38, 0.38) SDCM ≤3 |
| | | | 910505102829 | RC132V G6 43S/830_40 WIA W60L60 OC WA3 | (0.38, 0.38) SDCM ≤3 |

CoreLine Panel gen6

| Order Code | Full Product Name | Innledende kromatisitet |
|--------------|------------------------------------------|-------------------------|
| 911401801287 | RC132V G6 29_36_43S/830_40 PSU W60L60NOC | (0.38, 0.38) SDCM ≤3 |
| 911401807387 | RC132V G6 40_43S/830_40 WIA 60x60 OC | (0.38, 0.38) SDCM ≤3 |
| 911401891185 | RC132V G6 29_36_43S/830_40 PSU W60L60 OC | (0.38, 0.38) SDCM ≤3 |

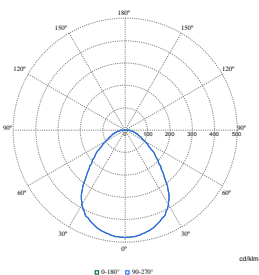
| Order Code | Full Product Name | Innledende kromatisitet |
|--------------|------------------------------------------|-------------------------|
| 911401891285 | RC132V G6 29_36_43S/830_40 PSD W60L60 OC | (0.38, 0.38) SDCM ≤3 |
| 911401888487 | RC132V G6 36S/UE840 PSD 599x599SQ OC CPC | (0.38, 0.38) SDCM ≤3 |

Produktdata

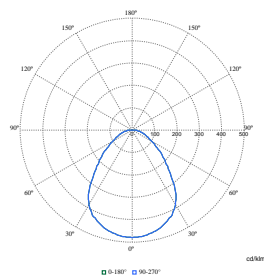
| Order Code | Full Product Name | Produktseriekode |
|--------------|------------------------------------------|------------------|
| 910505102802 | RC132V G6 43S/840 SIA W60L60 OC IA4 | RC132V |
| 910505102803 | RC132V G6 40S/830 SIA W60L60 OC IA4 | RC132V |
| 910505102822 | RC132VG6_29_36_43/830_40 PSU 30x120OCCE | RC132V |
| 910505102825 | RC132VG6_29_36_43/830_40 PSU 30x120OCWA3 | RC132V |
| 910505102826 | RC132V G6 43S/830_40 PSD W30L120 OC WA5 | RC132V |
| 910505102830 | RC132V G6 43S/830_40 WIA W30L120 OCWA3 | RC132V |
| 911401801187 | RC132V G6 29_36_43S/830_40 PSDW30L120OC | - |
| 911401807487 | RC132V G6 40_43S/830_40 WIA 30x120 OC | - |
| 910505102819 | RC132V G6 36S/840 PSU W30L120 OC ELB3 | RC132V |
| 911401802887 | RC132V G6 36S/840 WIA W30L120 OC | - |
| 911401890485 | RC132V G6 36S/840 PSU W30L120 NOC | - |
| 911401890785 | RC132V G6 36S/840 PSU W30L120 OC | - |
| 911401891085 | RC132V G6 36S/840 PSD W30L120 OC | - |
| 911401891685 | RC132V G6 50S/940 PSU W60L60 NOC IP65 | - |
| 911401891785 | RC132V G6 48S/940 PSU W60L60 OC IP65 | - |
| 911401891885 | RC132V G6 48S/940 PSD W60L60 OC IP65 | - |
| 911401891585 | RC132V G6 36S/840 PSU W60L60 NOC IP65_20 | - |
| 911401888287 | RC132V 60S/840 PSU W60L120 OC | - |
| 910505102816 | RC132V G6 36S/840 PSU W60L60 OC ELB3 | RC132V |
| 910505102817 | RC132V G6 36S/840 PSD W60L60 OC ELB3 | RC132V |
| 910505102818 | RC132V G6 36S/840 WIA W60L60 OC ELB3 | RC132V |
| 911401800087 | RC132V G6 36S/UE840 PSU W60L60 NOC | - |
| 911401800187 | RC132V G6 36S/UE840 PSU W60L60 OC | - |
| 911401800287 | RC132V G6 36S/UE840 PSD W60L60 OC | - |
| 911401800387 | RC132V G6 50S/840 PSD W60L60 OC | - |
| 911401800687 | RC132V G6 36S/840 PSU W60L60 OC BN | - |

| Order Code | Full Product Name | Produktseriekode |
|--------------|------------------------------------------|------------------|
| 911401800887 | RC132V G6 36S/840 PSU W60L60 OC BN6 | - |
| 911401802187 | RC132V G6 34S/830 WIA W60L60 OC | - |
| 911401802287 | RC132V G6 36S/840 WIA W60L60 OC | - |
| 911401802487 | RC132V G6 43S/840 WIA W60L60 OC | - |
| 911401806987 | RC132V G6 43S/840 PSU W60L60 OC BN | - |
| 911401807087 | RC132V G6 43S/840 PSU W60L60 NOC BN | - |
| 911401807187 | RC132V G6 50S/840 PSU W60L60 OC BN | - |
| 911401807287 | RC132V G6 36S/UE840 WIA W60L60 OC | - |
| 911401807587 | RC132V G6 34S/830 PSU W60L60 NOC | - |
| 911401807687 | RC132V G6 34S/830 PSU W60L60 OC | - |
| 911401890285 | RC132V G6 36S/840 PSU W60L60 NOC | - |
| 911401890585 | RC132V G6 36S/840 PSU W60L60 OC | - |
| 911401890885 | RC132V G6 36S/840 PSD W60L60 OC | - |
| 911401801787 | RC132V G6 31_36_43S/940 PSD W60L60 OC | - |
| 910505104636 | RC132V G6 43S/840 SIA W30L120 OC IA4 | RC132V |
| 910505104637 | RC132V G6 40S/830 SIA W30L120 OC IA4 | RC132V |
| 910505102821 | RC132VG6_29_36_43/830_40 PSU 60x60OC CCE | RC132V |
| 910505102823 | RC132VG6_29_36_43/830_40 PSU 60x60OC WA3 | RC132V |
| 910505102824 | RC132V G6 43S/830_40 PSD W60L60 OC WA5 | RC132V |
| 910505102828 | RC132V G6 40/43S/830_840 WIAW60L60OCCE | RC132V |
| 910505102829 | RC132V G6 43S/830_40 WIA W60L60 OC WA3 | RC132V |
| 911401801287 | RC132V G6 29_36_43S/830_40 PSU W60L60NOC | - |
| 911401807387 | RC132V G6 40_43S/830_40 WIA 60x60 OC | - |
| 911401891185 | RC132V G6 29_36_43S/830_40 PSU W60L60 OC | - |
| 911401891285 | RC132V G6 29_36_43S/830_40 PSD W60L60 OC | - |
| 911401888487 | RC132V G6 36S/UE840 PSD 599x599SQ OC CPC | - |

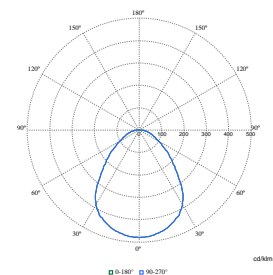
Polar Wide Diagrams



Polar Normal (separate) - RC132VI - 910505102803

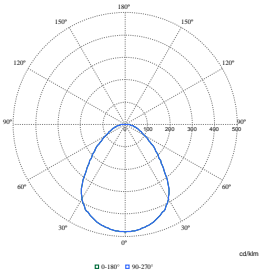


Polar Normal (separate) - RC132VI - 910505102818

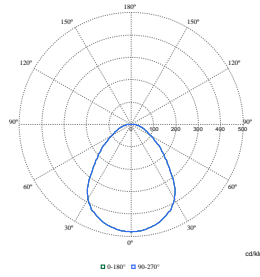


Polar Normal (separate) - RC132VI - 910505102817


Polar Wide Diagrams




Polar Normal (separate) - RC132VI - 910505102829




Polar Normal (separate) - RC132VI - 910505102830



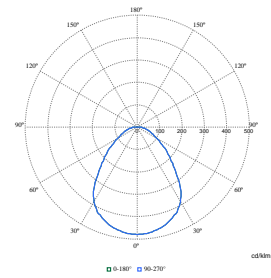
Polar Normal (separate) - RC132VI - 910505102825



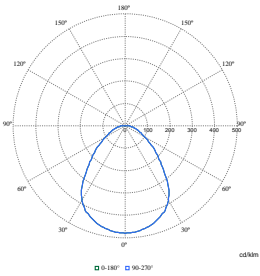
Polar Normal (separate) - RC132VI - 910505102821



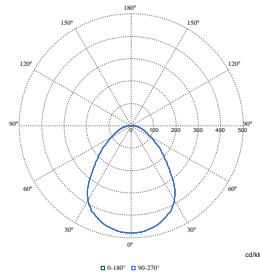
Polar Normal (separate) - RC132VI - 910505102822



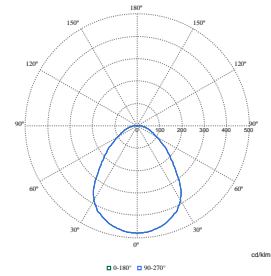
Polar Normal (separate) - RC132VI - 910505102824



Polar Normal (separate) - RC132VI - 910505102819

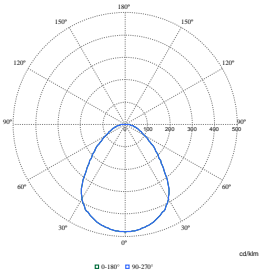


Polar Normal (separate) - RC132VI - 910505102826

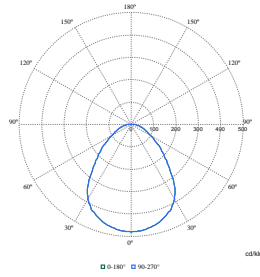


Polar Normal (separate) - RC132VI - 910505102802


Polar Wide Diagrams



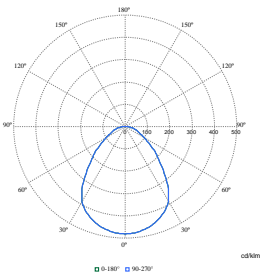
Polar Normal (separate) - RC132VI - 910505102816



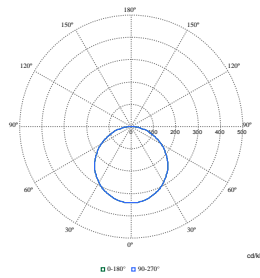
Polar Normal (separate) - RC132VI - 910505102828



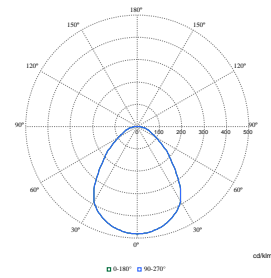
Polar Normal (separate) - RC132VI - 910505102823



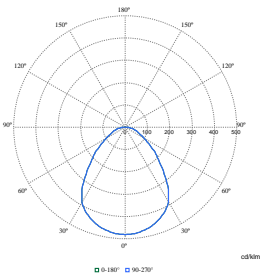
Polar Normal (separate) - 911401891085



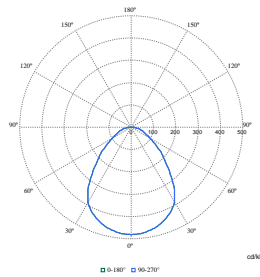
Polar Normal (separate) - 911401890485



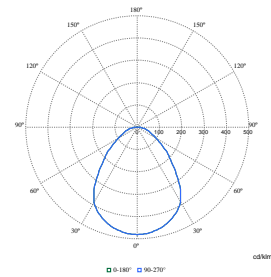
Polar Normal (separate) - 911401890785



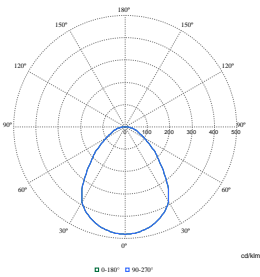
Polar Normal (separate) - 911401890885



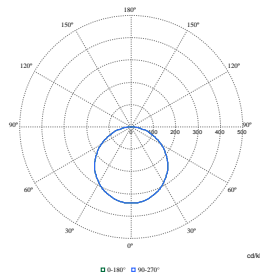
Polar Normal (separate) - 911401891285



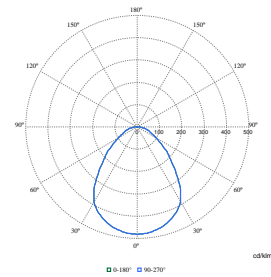
Polar Normal (separate) - 911401890585



Polar Normal (separate) - 911401891185



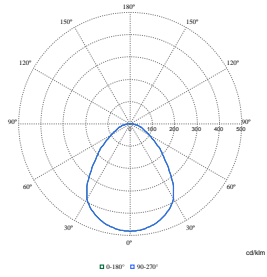
Polar Normal (separate) - 911401890285



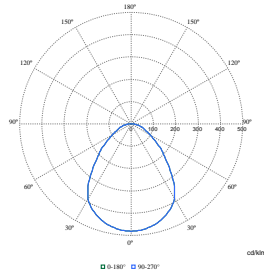
Polar Normal (separate) - 911401802187

CoreLine Panel gen6

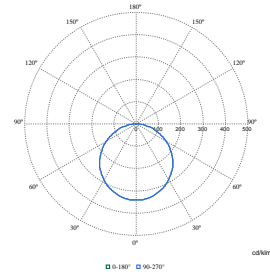
Polar Wide Diagrams



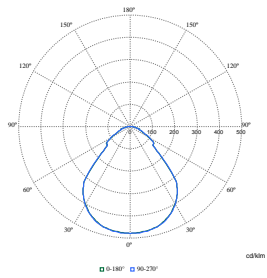
Polar Normal (separate) - 91140180287



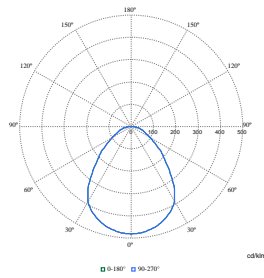
Polar Normal (separate) - 911401800687



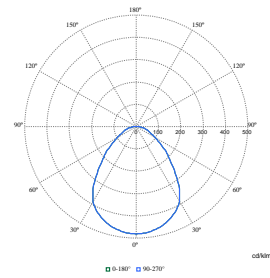
Polar Normal (separate) - 911401801287



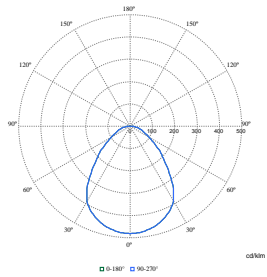
Polar Normal (separate) - 911401800387



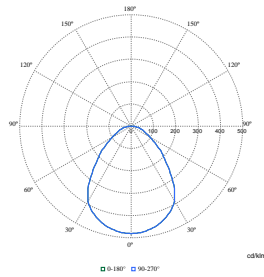
Polar Normal (separate) - 911401800887



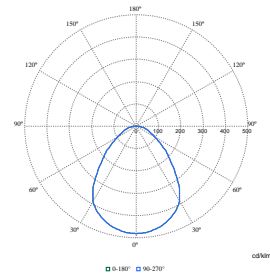
Polar Normal (separate) - 911401800187



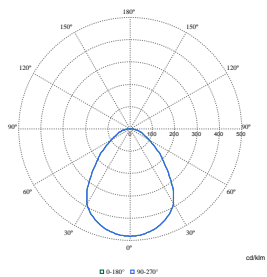
Polar Normal (separate) - 911401802287



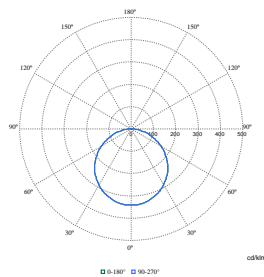
Polar Normal (separate) - 911401800287



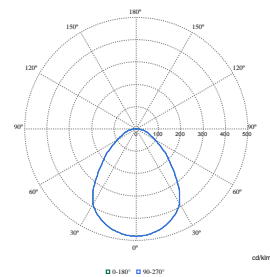
Polar Normal (separate) - 911401802487



Polar Normal (separate) - 911401801187



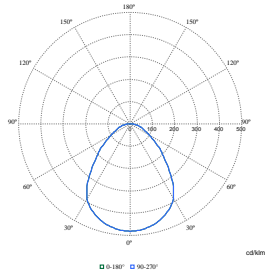
Polar Normal (separate) - 911401800087



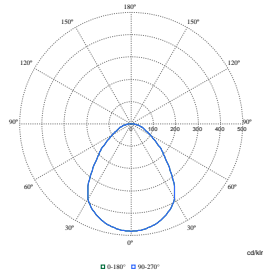
Polar Normal (separate) - 911401801787

CoreLine Panel gen6


Polar Wide Diagrams




Polar Normal (separate) - 911401888487



Polar Normal (separate) - 911401888287



Polar Normal (separate) - null - 910505104636



Polar Normal (separate) - null - 910505104637

