



Group Dimming, Programmable Dimming, Controlling using Fixed Calendars, Astro Clock, Photocells (Central/Individual) , Alarms

Signify Group Cabinet Control enables remote grouping, monitoring, and controlling of diverse outdoor luminaires. Customers can control their lighting installations, through a retrofitted modular cabinet solution at the electrical cabinet. Supports optimized energy consumption and manages KPIs better. The solution autonomously executes complex tasks based on the configurations. The Controller can automatically switch between different available communications carriers to provide stable and reliable communications to Interact application(s).

Benefits

- Modular solution based on the
- Retrofitted at the existing electrical cabinet ;
- Customer controlled connected cabinet and lighting installation;
- Can be hosted on-premise or in cloud
- Monitoring and taking corrective actions

Applications

- Road and Street
- Arena and Sports
- Airports
- City Tunnels

Features

- Central switching (on/off) of a whole group of lighting points;
- Cabinet door 'open' detection; Mains power failure alarm; Includes centralized switching from either a central schedule astro-clock, a photocell or an external trigger signal.
- Flexible to connect with any compatible RS485 energy meter;
- Scalable across 2G (GPRS)/3G/4G and Ethernet connectivity;
- Built in GPS for accurate positioning (Gen. 3 onwards);

- Future-proof, upgradeable system;
- Wide operating voltage range from 120-277V makes the controller to be used in wide geographical locations.
- Refer to Documentation portal for all technical documents (<https://www.sns.portal.signify.com/internal/index.html/>);
- Check the local LTE band applicable before placing an order for the controller;
- No UL certification in Gen3+ controller and modules;
- Update forecast for Gen3+ in Koolog tool to ensure on-time delivery for projects

Versions

LFC7710



LCU7591



LCU7590



LCA8022



LFC7510



LFC7520



LFC7590/01



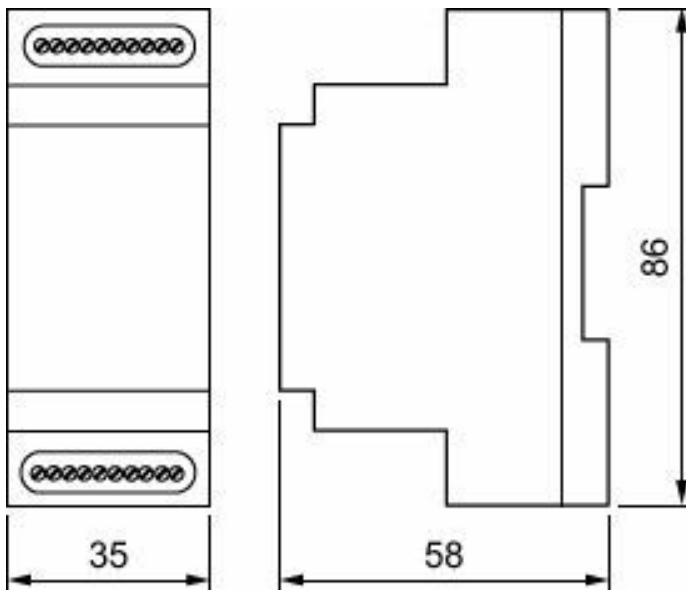
LFC7731, LFC7732,
LFC7733, LFC7734 and
LFC7735



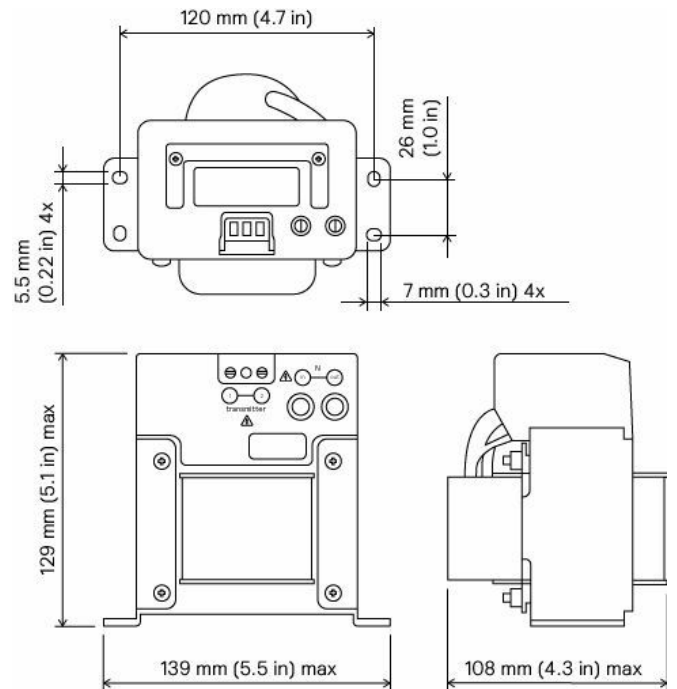
LCU7725



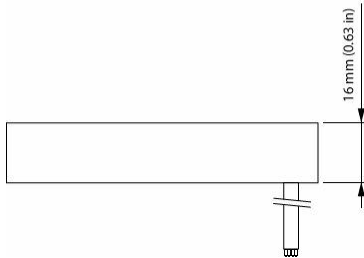
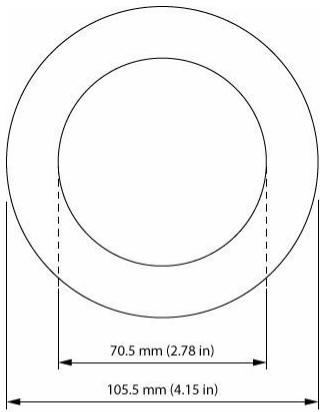
Dimensional drawing



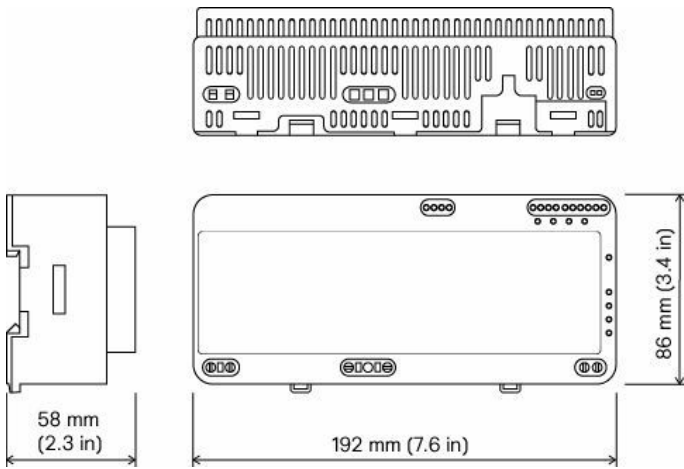
LFC7510 AmpLight Current



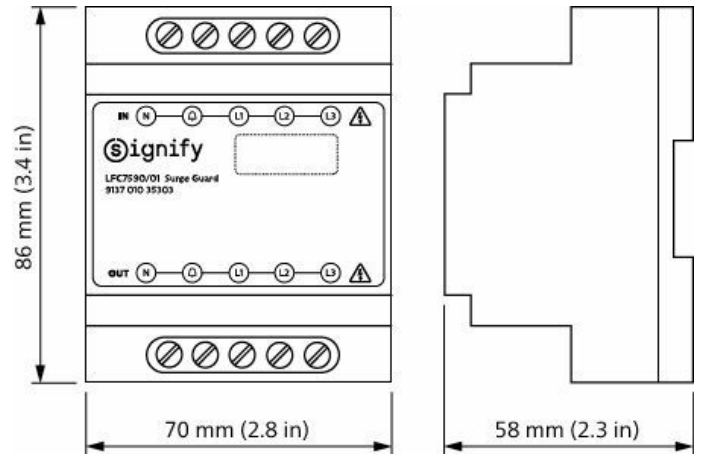
LCU7725/00 Coded Mains Transformer LN



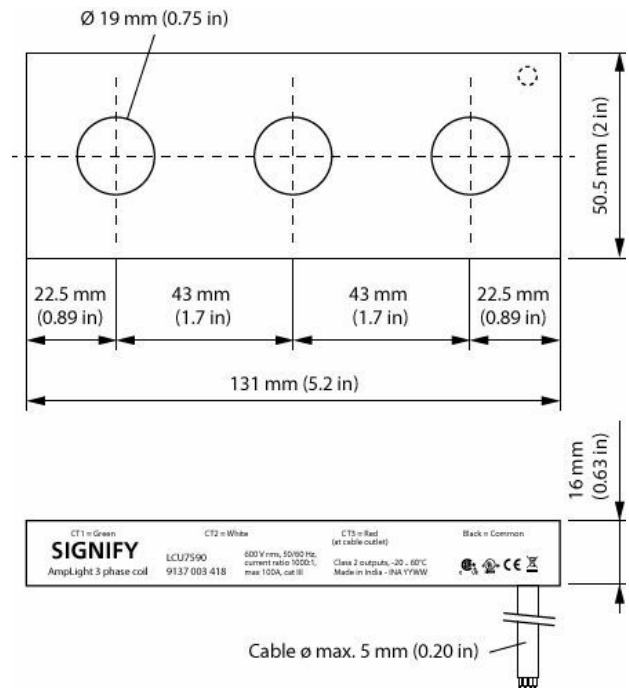
LCU7591 Amplight Leak Coil



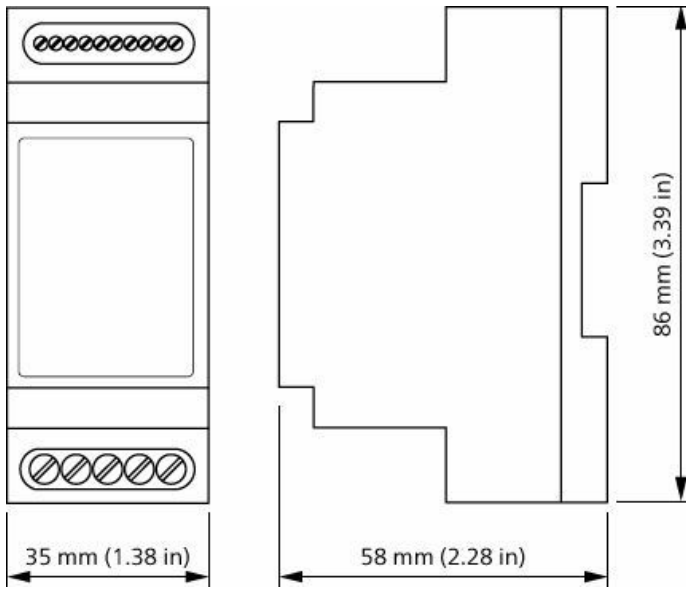
LFC7710/00 Coded Mains Transmitter



LFC7590/01 Surge Guard



LCU7590 Amplight 3 phase coil



LFC7520 AmpLight Switch