



An optimum combination of value and performance, MASTER Value LEDspot MV is a perfect fit for spot lighting

MASTER VALUE LED spot MV

Delivering a warm, halogen-like accent beam, MASTER VALUE is a perfect fit for spot lighting. Thanks to its high CRI, it realizes more natural colors, creating cozy and comfortable ambiances for residential and hospitality projects, and emphasizing the beauty of merchandise in retail. These LED spots MV GU10 have the familiar look and feel of spot lamps, keeping the classic beauty of glass spots and adding the strong performance of LED technology. The dimming function enables you to create the atmosphere you desire, and it works with broad selection of dimmers. MASTER VALUE also offers more energy savings than normal LED spots.

Benefits

- With MASTER VALUE spotlight up to 80% energy saving compared with halogen lamps
- Best mimic of a halogen spot for atmosphere creation
- Perfect replacement for traditional GU10 lamps

MASTER VALUE LED spot MV

Features

- Dimmable range
- Compatible with an extensive range of dimmers
- Patented intelligent driver
- Lifetime of 25,000 hours
- No UV and Cool Beam (no IR), making it suitable for illuminating heat-sensitive objects (food, organic materials, paintings etc.)

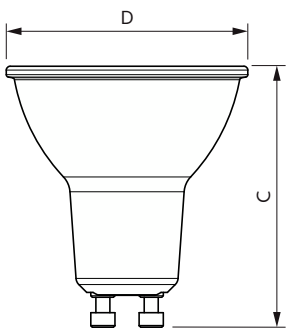
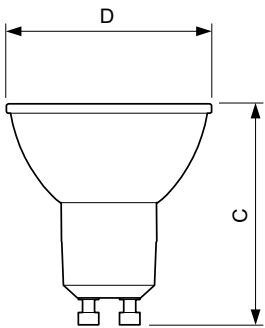
Application

- Hospitality
- Retail
- Residential

Warnings and Safety

- Operating temperature range is between -20° C and 45° C ambient
- Only to apply in dry or damp locations and most of open fixtures with lamp-holders that offer sufficient space (10 mm free air space)
- Not intended for use with emergency light fixtures or exit lights

Dimensional drawing



Product	D	C
MAS LED spot VLE D 3.7-35W GU10 940 60D	50 mm	54 mm
MAS LED spot VLE D 6.2-80W GU10 930 36D	50 mm	54 mm
MAS LED spot VLE D 650lm GU10 930 120D	50 mm	54 mm
MAS LED spot VLE D 680lm GU10 940 120D	50 mm	54 mm
MAS LED spot VLE DT 6.2-80W GU10 927 36D	50 mm	56 mm
Master LED 4.9-50W GU10 927 36D Dim	50 mm	54 mm
Master LED 4.9-50W GU10 930 36D Dim	50 mm	54 mm
Master LED 4.9-50W GU10 940 36D Dim	50 mm	54 mm

Product	D	C
MAS LED spot VLE D 5.5-80W GU10 940 36D	50 mm	54 mm

MASTER VALUE LED spot MV

General Information	
Cap-Base	GU10
Switching Cycle	50,000
Nominal lifetime	25,000 hour(s)
Light Technical	
Color rendering index (CRI)	90
LLMF At End Of Nominal Lifetime (Nom)	70 %
Operating and Electrical	
Input Frequency	50 to 60 Hz
Starting Time (Nom)	0.5 s
Mechanical and Housing	
Bulb Shape	PAR16

Light Technical (1/2)

Order Code	Full Product Name	Beam Angle (Nom)	Correlated Color		
			Temperature (Nom)	Color Code	Luminous Flux
929002065902	MAS LED spot VLE DT 6.2-80W GU10 927 36D	36 degree(s)	2700 K	922-927	575 lm
929002068402	MAS LED spot VLE D 6.2-80W GU10 930 36D	36 degree(s)	3000 K	930	575 lm
929004256002	MAS LED spot VLE D 5.5-80W GU10 940 36D	36 degree(s)	4000 K	940	575 lm
929001348702	MAS LED spot VLE D 3.7-35W GU10 940 60D	60 degree(s)	4000 K	940	285 lm
929001348808	Master LED 4.9-50W GU10 927 36D Dim	36 degree(s)	2700 K	927	395 lm
929001348908	Master LED 4.9-50W GU10 930 36D Dim	36 degree(s)	3000 K	930	405 lm
929001349008	Master LED 4.9-50W GU10 940 36D Dim	36 degree(s)	4000 K	940	420 lm
929002210002	MAS LED spot VLE D 650lm GU10 930 120D	120 degree(s)	3000 K	930	650 lm
929002210102	MAS LED spot VLE D 680lm GU10 940 120D	120 degree(s)	4000 K	940	680 lm

Light Technical (2/2)

Order Code	Full Product Name	Luminous Intensity (Nom)
929002065902	MAS LED spot VLE DT 6.2-80W GU10 927 36D	950 cd
929002068402	MAS LED spot VLE D 6.2-80W GU10 930 36D	850 cd
929004256002	MAS LED spot VLE D 5.5-80W GU10 940 36D	1,000 cd
929001348702	MAS LED spot VLE D 3.7-35W GU10 940 60D	350 cd
929001348808	Master LED 4.9-50W GU10 927 36D Dim	650 cd

Order Code	Full Product Name	Luminous Intensity (Nom)
929001348908	Master LED 4.9-50W GU10 930 36D Dim	650 cd
929001349008	Master LED 4.9-50W GU10 940 36D Dim	700 cd
929002210002	MAS LED spot VLE D 650lm GU10 930 120D	200 cd
929002210102	MAS LED spot VLE D 680lm GU10 940 120D	200 cd

Operating and Electrical

Order Code	Full Product Name	Line Frequency	Power Consumption	Wattage Equivalent
929002065902	MAS LED spot VLE DT 6.2-80W GU10 927 36D	50 to 60 Hz	6.2 W	80 W
929002068402	MAS LED spot VLE D 6.2-80W GU10 930 36D	50 to 60 Hz	6.2 W	80 W
929004256002	MAS LED spot VLE D 5.5-80W GU10 940 36D	-	5.5 W	80 W
929001348702	MAS LED spot VLE D 3.7-35W GU10 940 60D	50 to 60 Hz	3.7 W	35 W
929001348808	Master LED 4.9-50W GU10 927 36D Dim	50 to 60 Hz	5 W	50 W

Order Code	Full Product Name	Line Frequency	Power Consumption	Wattage Equivalent
929001348908	Master LED 4.9-50W GU10 930 36D Dim	50 to 60 Hz	5 W	50 W
929001349008	Master LED 4.9-50W GU10 940 36D Dim	50 to 60 Hz	5 W	50 W
929002210002	MAS LED spot VLE D 650lm GU10 930 120D	50 to 60 Hz	6.2 W	-
929002210102	MAS LED spot VLE D 680lm GU10 940 120D	50 to 60 Hz	6.2 W	-

MASTER VALUE LED spot MV

Temperature

Order Code	Full Product Name	T-Case Maximum (Nom)
929002065902	MAS LED spot VLE DT 6.2-80W GU10 927 36D	75 °C
929002068402	MAS LED spot VLE D 6.2-80W GU10 930 36D	80 °C
929004256002	MAS LED spot VLE D 5.5-80W GU10 940 36D	66 °C
929001348702	MAS LED spot VLE D 3.7-35W GU10 940 60D	80 °C
929001348808	Master LED 4.9-50W GU10 927 36D Dim	80 °C

Order Code	Full Product Name	T-Case Maximum (Nom)
929001348908	Master LED 4.9-50W GU10 930 36D Dim	80 °C
929001349008	Master LED 4.9-50W GU10 940 36D Dim	80 °C
929002210002	MAS LED spot VLE D 650lm GU10 930 120D	80 °C
929002210102	MAS LED spot VLE D 680lm GU10 940 120D	80 °C

Controls and Dimming

Order Code	Full Product Name	Dimmable
929002065902	MAS LED spot VLE DT 6.2-80W GU10 927 36D	Only with specific dimmers
929002068402	MAS LED spot VLE D 6.2-80W GU10 930 36D	Only with specific dimmers
929004256002	MAS LED spot VLE D 5.5-80W GU10 940 36D	Only with specific dimmers
929001348702	MAS LED spot VLE D 3.7-35W GU10 940 60D	Only with specific dimmers

Order Code	Full Product Name	Dimmable
929001348808	Master LED 4.9-50W GU10 927 36D Dim	Only with specific dimmers
929001348908	Master LED 4.9-50W GU10 930 36D Dim	Yes
929001349008	Master LED 4.9-50W GU10 940 36D Dim	Yes
929002210002	MAS LED spot VLE D 650lm GU10 930 120D	Only with specific dimmers
929002210102	MAS LED spot VLE D 680lm GU10 940 120D	Only with specific dimmers

Mechanical and Housing

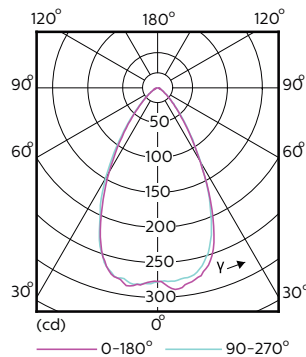
Order Code	Full Product Name	Bulb Finish
929002065902	MAS LED spot VLE DT 6.2-80W GU10 927 36D	-
929002068402	MAS LED spot VLE D 6.2-80W GU10 930 36D	-
929004256002	MAS LED spot VLE D 5.5-80W GU10 940 36D	Clear
929001348702	MAS LED spot VLE D 3.7-35W GU10 940 60D	-
929001348808	Master LED 4.9-50W GU10 927 36D Dim	-

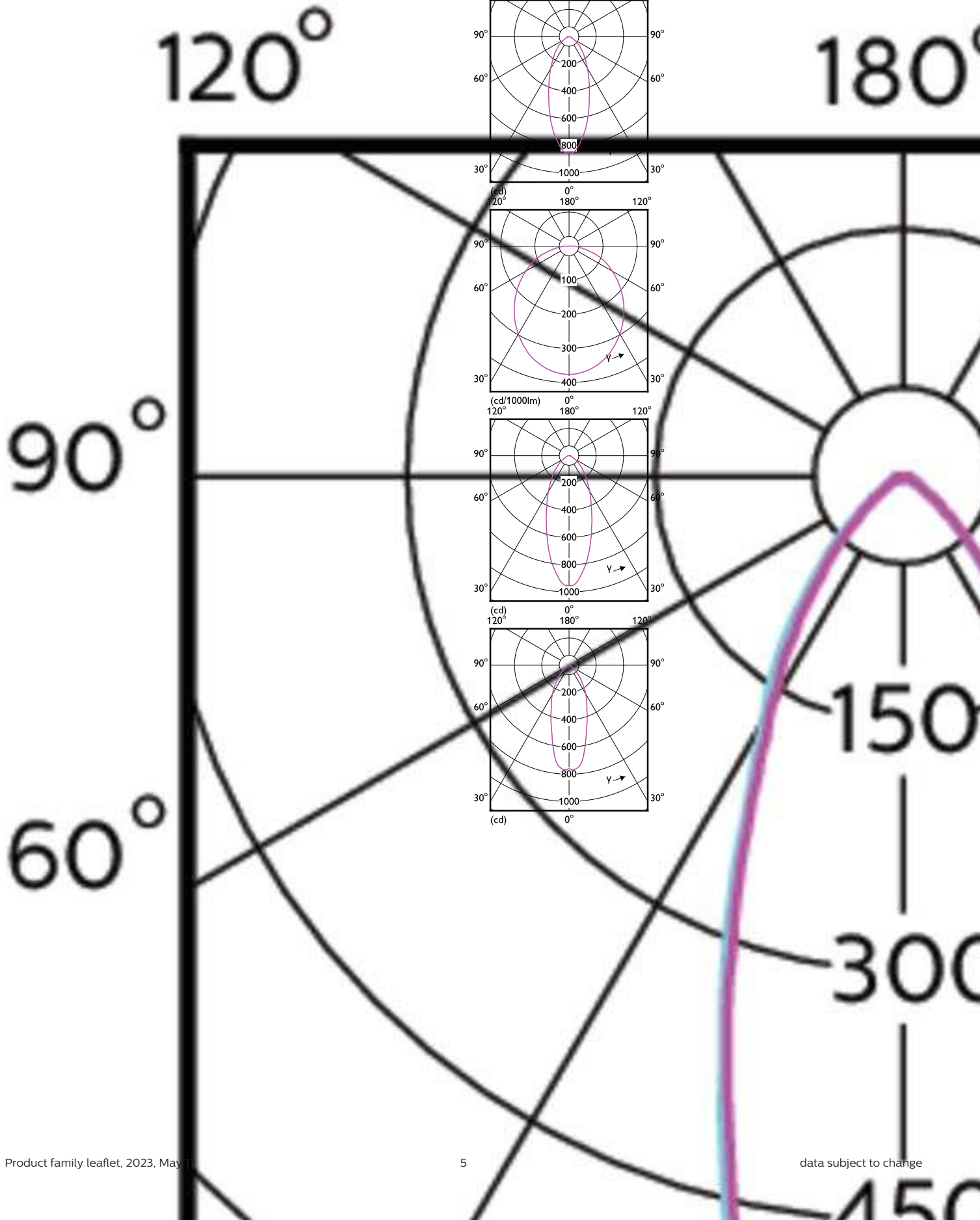
Order Code	Full Product Name	Bulb Finish
929001348908	Master LED 4.9-50W GU10 930 36D Dim	-
929001349008	Master LED 4.9-50W GU10 940 36D Dim	-
929002210002	MAS LED spot VLE D 650lm GU10 930 120D	-
929002210102	MAS LED spot VLE D 680lm GU10 940 120D	-

Approval and Application

Order Code	Full Product Name	Ambient temperature range	Energy Consumption kWh/1000 h
929002065902	MAS LED spot VLE DT 6.2-80W GU10 927 36D	-20 to +45 °C	7 kWh
929002068402	MAS LED spot VLE D 6.2-80W GU10 930 36D	-20 to +45 °C	7 kWh
929004256002	MAS LED spot VLE D 5.5-80W GU10 940 36D	-20 to +45 °C	6 kWh
929001348702	MAS LED spot VLE D 3.7-35W GU10 940 60D	-	4 kWh
929001348808	Master LED 4.9-50W GU10 927 36D Dim	-20 °C to 45 °C	5 kWh
929001348908	Master LED 4.9-50W GU10 930 36D Dim	-20 °C to 45 °C	5 kWh
929001349008	Master LED 4.9-50W GU10 940 36D Dim	-20 °C to 45 °C	5 kWh
929002210002	MAS LED spot VLE D 650lm GU10 930 120D	-20 to +45 °C	7 kWh

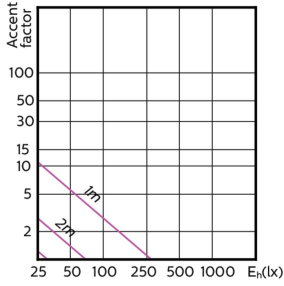
Order Code	Full Product Name	Ambient temperature range	Energy Consumption kWh/1000 h
929002210102	MAS LED spot VLE D 680lm GU10 940 120D	-20 to +45 °C	7 kWh



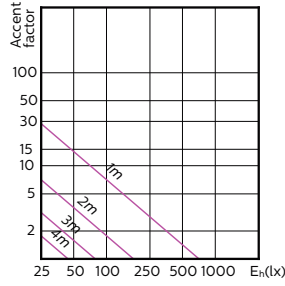


MASTER VALUE LED spot MV

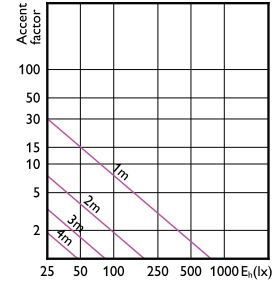
Accent Diagrams



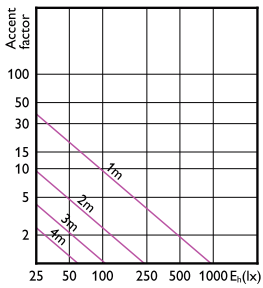
Accent Diagram - MAS LED spot VLE D 3.7-35W GU10 940 60D



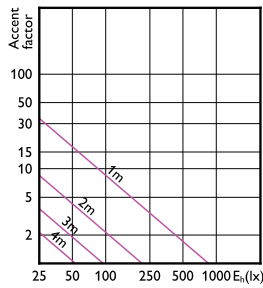
Accent Diagram - Master LED 4.9-50W GU10 927 36D Dim



Accent Diagram - MAS LED spot VLE D 5.5-80W GU10 940 36D

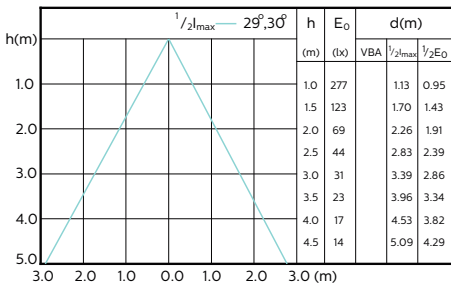


Accent Diagram - MAS LED spot VLE DT 6.2-80W GU10 927 36D

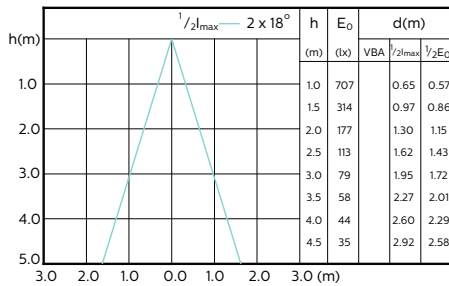


Accent Diagram - MAS LED spot VLE D 6.2-80W GU10 930 36D

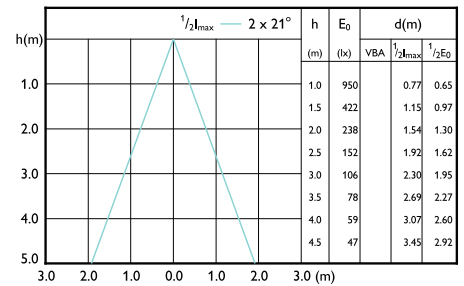
Beam Diagrams



Beam diagram - MAS LED spot VLE D 3.7-35W GU10 940 60D



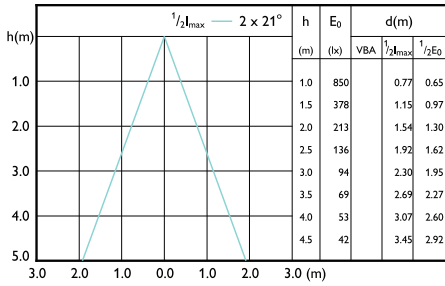
Beam diagram - Master LED 4.9-50W GU10 927 36D Dim



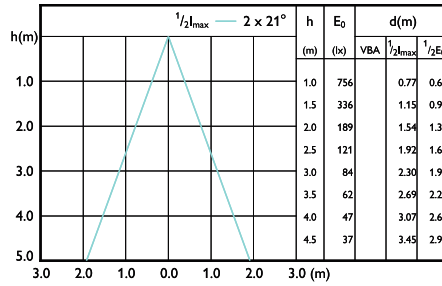
Beam diagram - MAS LED spot VLE DT 6.2-80W GU10 927 36D

MASTER VALUE LED spot MV

Beam Diagrams



Beam diagram - MAS LED spot VLE D 6.2-80W
GU10 930 36D



Beam diagram - MAS LED spot VLE D 5.5-80W
GU10 940 36D

