



Create beautiful coving with flexible, tunable and energy-efficient LED strip lighting

Flex Cove G6

Philips Flex Cove G6 is the latest generation of our popular LED cove lighting. This comprehensive new family of flexible strip lights are designed to follow straight lines or curves to create beautiful ambiances that highlight architectural details. Both SPEC fighter and COST fighter are available within the family. As customizable cove lighting strips, SPEC fighter range also promise excellent energy-saving performance, superb lighting uniformity, and color consistency. All with a long lifetime that promises less lumen decay or color shifts. So with Flex Cove G6, you can flex your accent lighting to suit the requirements of any project - beautifully.

Benefits

- Energy-efficient LED cove lighting
- Flexible design for straight lines or curves
- Excellent lighting uniformity with color consistency
- A long lifetime of quality and reliability

Features

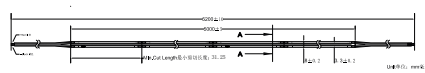
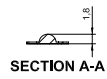
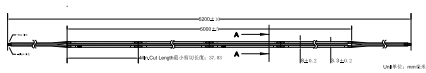
- Up to 138lm/W for energy-efficient performance
- 400lm – 3000lm options available, both with a choice of CRI 80 or CRI 90
- Standard Deviation Color Matching (Initial SDCM) 3
- 50,000 & 30,000 hours lifetime @L70 B50
- Tunable white and RGB+W versions available

Flex Cove G6

Application

- Hospitality
- Offices
- Retail

Dimensional drawing



General Information	
Driver included	No
Gear	-
Number of gear units	-
Light Technical	
Beam angle of light source	140 degree(s)
Color rendering index (CRI)	90
Optic type	-
Operating and Electrical	
Protection class IEC	Safety class III
Input Voltage	24 DC V
Line Frequency	- Hz
Suitable for random switching	No
Controls and Dimming	
Dimmable	1-10V
Maximum dim level	Not applicable
Mechanical and Housing	
Optical cover type	-
Housing Color	-
Mech. impact protection code	-
Ingress protection code	IP20
Approval and Application	
Ambient temperature range	-20 to +45 °C
CE mark	No
ENEC mark	-
Flammability mark	-
Glow-wire test	-
Initial Performance (IEC Compliant)	
Luminous flux tolerance	+/-10%

Light Technical

Order Code	Full Product Name	Correlated Color	Luminous Efficacy	Luminous Flux	Number of light sources
		Temperature (Nom)	(rated) (Nom)		
911401586046	LS168S LED4 930 IP20 L5000 COB	3000 K	70 lm/W	420 lm	324
911401586146	LS168S LED4 940 IP20 L5000 COB	4000 K	70 lm/W	420 lm	324
911401586246	LS168S LED4 965 IP20 L5000 COB	6000 K	70 lm/W	420 lm	324
911401586346	LS168S LED7 930 IP20 L5000 COB	3000 K	70 lm/W	700 lm	324
911401586446	LS168S LED7 940 IP20 L5000 COB	4000 K	70 lm/W	700 lm	324
911401586546	LS168S LED7 965 IP20 L5000 COB	6000 K	70 lm/W	700 lm	324
911401586646	LS168S LED12 930 IP20 L5000 COB	3000 K	90 lm/W	1,250 lm	512
911401586746	LS168S LED12 940 IP20 L5000 COB	4000 K	90 lm/W	1,250 lm	512
911401586846	LS168S LED12 965 IP20 L5000 COB	6000 K	90 lm/W	1,250 lm	512

Operating and Electrical

Order Code	Full Product Name	Power Consumption
911401586046	LS168S LED4 930 IP20 L5000 COB	28.8 W
911401586146	LS168S LED4 940 IP20 L5000 COB	28.8 W
911401586246	LS168S LED4 965 IP20 L5000 COB	28.8 W
911401586346	LS168S LED7 930 IP20 L5000 COB	46.1 W
911401586446	LS168S LED7 940 IP20 L5000 COB	46.1 W

Order Code	Full Product Name	Power Consumption
911401586546	LS168S LED7 965 IP20 L5000 COB	46.1 W
911401586646	LS168S LED12 930 IP20 L5000 COB	53.55 W
911401586746	LS168S LED12 940 IP20 L5000 COB	53.55 W
911401586846	LS168S LED12 965 IP20 L5000 COB	53.55 W

Initial Performance (IEC Compliant)

Order Code	Full Product Name	Initial chromaticity
911401586046	LS168S LED4 930 IP20 L5000 COB	(0.440,0.403) SDCM<5
911401586146	LS168S LED4 940 IP20 L5000 COB	(0.380,0.380) SDCM<5
911401586246	LS168S LED4 965 IP20 L5000 COB	(0.313,0.337) SDCM<5
911401586346	LS168S LED7 930 IP20 L5000 COB	(0.440,0.403) SDCM<5
911401586446	LS168S LED7 940 IP20 L5000 COB	(0.380,0.380) SDCM<5

Order Code	Full Product Name	Initial chromaticity
911401586546	LS168S LED7 965 IP20 L5000 COB	(0.313,0.337) SDCM<5
911401586646	LS168S LED12 930 IP20 L5000 COB	(0.440,0.403) SDCM<5
911401586746	LS168S LED12 940 IP20 L5000 COB	(0.380,0.380) SDCM<5
911401586846	LS168S LED12 965 IP20 L5000 COB	(0.313,0.337) SDCM<5

Flex Cove G6

