



# Map - Effectively guiding

## Map Brackets

The Map bracket establishes itself as a key street furniture as its designed wings embellish the view day and night, and their width allows a broad lighting coverage.

### Benefits

- Compatible with our Accante and Aloa ranges of conical poles
- Compatible with all Philips standard and advanced public lighting systems

### Features

- Available in single arm, double arm and wall-mounting versions
- Length range: 1100 or 1300mm
- Luminaire fixing: suspended
- Optional luminous cap at the top

### Application

- Roads and streets
- Commercial districts
- City centers

# Map Brackets

## Versions



Map Pole Wall bracket-JSP660 S1300



Map DA bracket-JSP660 S1300



Map DA bracket-JSP660 S1150



Map SA bracket-JSP660 S1150

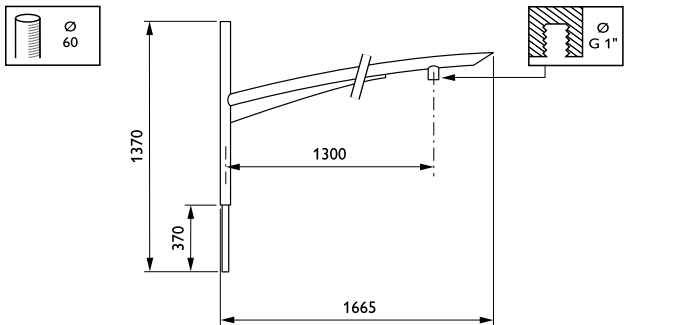
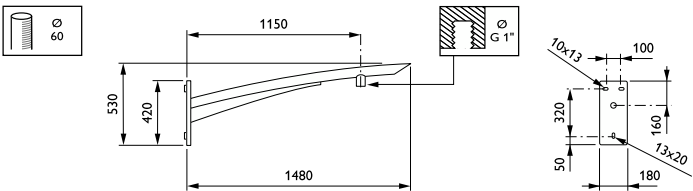
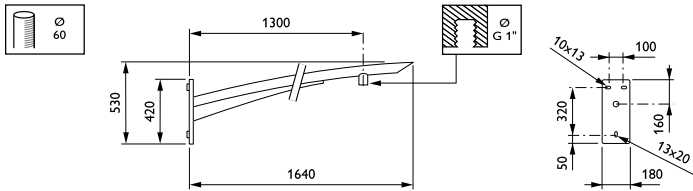
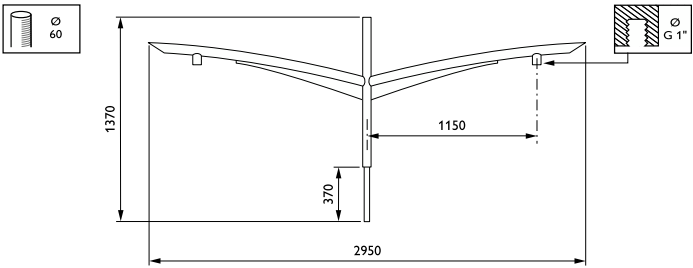


Map SA bracket-JSP660 S1300



Map Pole Wall bracket-JSP660 S1150

## Dimensional drawing



## Map Brackets

### Dimensional drawing

