



# Caravelle - Sailing through the air

## Caravelle Brackets

The Caravelle bracket's structure reminds of boat masts and reinforces the charm of seafronts in a very contemporary way, whichever Philips luminaire you choose to pair it with.

### Benefits

- Compatible with our Accante range of conical poles
- Smaller version available: "Caravelle Low"

### Features

- Available in single arm, double arm, pole-mounting and wall-mounting versions
- Length range: 1200 or 1400mm
- Luminaire fixing: side-entry
- Optional luminous cap at the top

### Application

- Seafronts
- Commercial districts
- Roads and streets

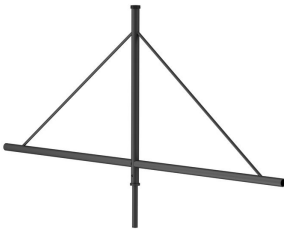
# Caravelle Brackets

## Versions

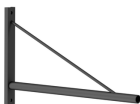
Caravelle LDA bracket-JRP323  
S1400



Caravelle DA bracket-JRP322  
S1400



Caravelle Low Wall bracket-  
JRP323 S1200



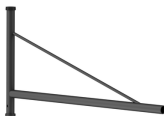
Caravelle SA bracket-JRP322  
S1400



Caravelle Low Pole bracket-  
JRP323 S1200



Caravelle LSA bracket-JRP323  
S1400



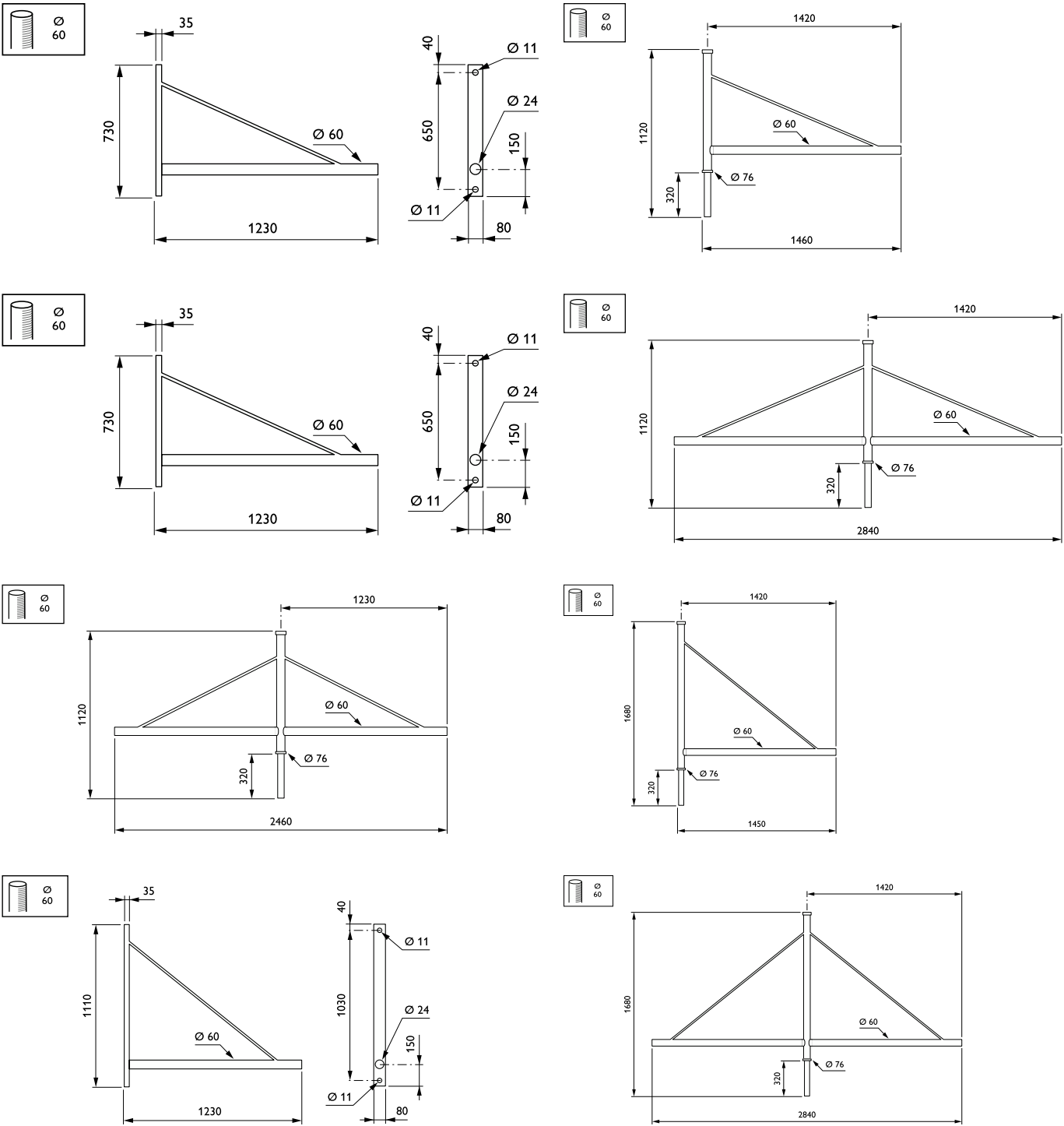
Caravelle Wall bracket-JRP322  
S1200



Caravelle LDA bracket-JRP323  
S1200



Dimensional drawing



## Caravelle Brackets

