



# Product Description

## PAR38

Pressed-glass 121 mm diameter reflector lamps of high luminous intensity

### Benefits

- Produces the same useful light as conventional PAR lamps at 20% lower energy

### Features

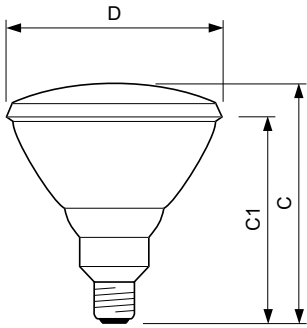
- Spot versions have a stippled front reflector producing a narrow, homogeneous beam
- Flood versions have a front refractor composed of prismatic elements

### Application

- Can be used indoors and outdoors, or wherever blown-bulb reflector lamps would be too vulnerable
- Indoors: shops, window displays, homes, hotels, restaurants, theatres, museums, exhibitions and buildings
- Outdoors: floodlighting, advertising signs, buildings, statues, podiums, sports grounds, parks and gardens
- Can be installed outdoors without any protection, provided they are used in a watertight lampholder
- For outdoor use, a heat-resistant rubber ring must be fitted between the lamp and the lampholder

# PAR38

## Dimensional drawing



Product	D	C (max)	C1
PAR38 120W E27/51 220-240V PAR38 12D 1CT	121 mm	137 mm	123 mm
PAR38 120W E27/51 220-240V PAR38 30D 1CT	121 mm	137 mm	123 mm
PAR38 80W E27 230V PAR38 FL 30D 1CT/12	123 mm	137 mm	

General Information	
Rated Lifetime (Hours)	2,000 hour(s)
Nominal lifetime	2,000 hour(s)
Operating Position	UNIVERSAL
Light Technical	
Color rendering index (CRI)	100
Operating and Electrical	
Starting Time (Nom)	0.0 s
Mechanical and Housing	
Bulb Shape	PAR38

## General Information

Order Code	Full Product Name	Cap-Base	Switching Cycle
923810544296	PAR38 80W E27 230V PAR38 FL 30D 1CT/12	E27	8,000
923815343301	PAR38 120W E27/51 220-240V PAR38 12D 1CT	E27/51	-

Order Code	Full Product Name	Cap-Base	Switching Cycle
923815643301	PAR38 120W E27/51 220-240V PAR38 30D 1CT	E27/51	-

## Light Technical

Order Code	Full Product Name	Beam Angle (Nom)	Correlated Color	
			Temperature (Nom)	Luminous Flux
923810544296	PAR38 80W E27 230V PAR38 FL 30D 1CT/12	30 degree(s)	2700 K	-
923815343301	PAR38 120W E27/51 220-240V PAR38 12D 1CT	12 degree(s)	-	1,150 lm

Order Code	Full Product Name	Beam Angle (Nom)	Correlated Color	
			Temperature (Nom)	Luminous Flux
923815643301	PAR38 120W E27/51 220-240V PAR38 30D 1CT	30 degree(s)	-	1,150 lm

## Operating and Electrical

# PAR38

Order Code	Full Product Name	Warm-up		
		time to 60% light	Voltage (Nom)	Power Consumption
923810544296	PAR38 80W E27 230V	instant full	230 V	80.0 W
	PAR38 FL 30D 1CT/12	light s		
923815343301	PAR38 120W E27/51 220-240V PAR38 12D 1CT	-	220-240 V	120 W

Order Code	Full Product Name	Warm-up		
		time to 60% light	Voltage (Nom)	Power Consumption
923815643301	PAR38 120W E27/51 220-240V PAR38 30D 1CT	-	220-240 V	120 W

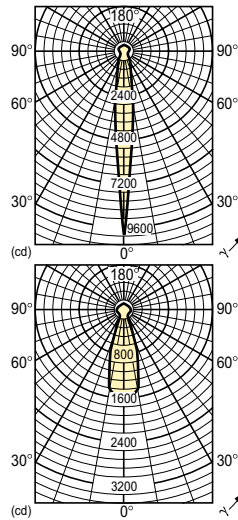
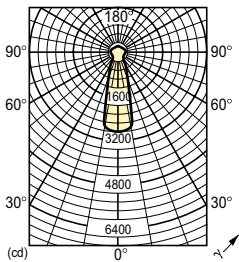
## Controls and Dimming

Order Code	Full Product Name	Dimmable
923810544296	PAR38 80W E27 230V PAR38 FL 30D 1CT/12	Yes
923815343301	PAR38 120W E27/51 220-240V PAR38 12D 1CT	-

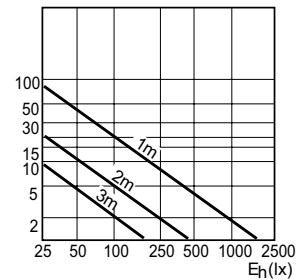
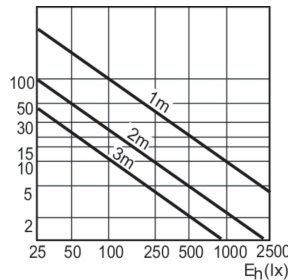
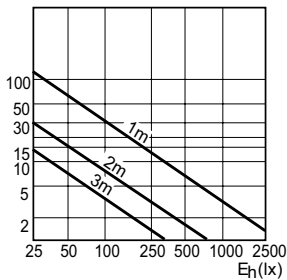
Order Code	Full Product Name	Dimmable
923815643301	PAR38 120W E27/51 220-240V PAR38 30D 1CT	-

## Approval and Application

Order Code	Full Product Name	Energy Consumption kWh/1000 h
923810544296	PAR38 80W E27 230V PAR38 FL 30D 1CT/12	80 kWh
923815343301	PAR38 120W E27/51 220-240V PAR38 12D 1CT	-
923815643301	PAR38 120W E27/51 220-240V PAR38 30D 1CT	-



## Accent Diagrams



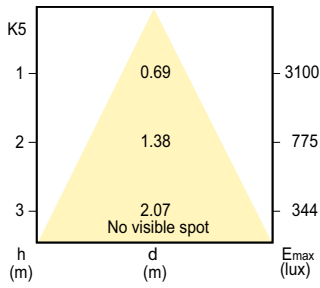
Accent Diagram - PAR38 120W E27/51 220-240V PAR38 30D 1CT

Accent Diagram - PAR38 120W E27/51 220-240V PAR38 12D 1CT

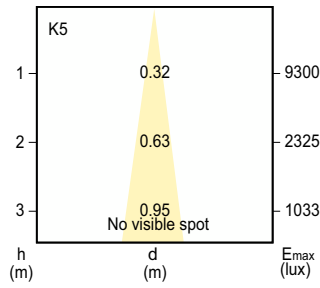
Accent Diagram - PAR38 80W E27 230V PAR38 FL 30D 1CT/12

# PAR38

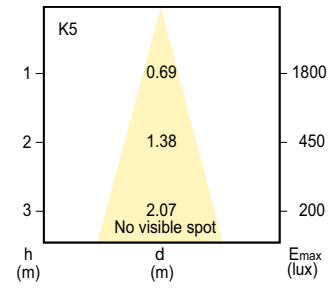
## Beam Diagrams



Beam diagram - PAR38 120W E27/51 220-240V  
PAR38 30D 1CT



Beam diagram - PAR38 120W E27/51 220-240V  
PAR38 12D 1CT



Beam diagram - PAR38 80W E27 230V PAR38  
FL 30D 1CT/12

