



Robust design, compact form

HF-Matchbox Blue

HF-Matchbox Blue is an affordable, reliable, compact, lightweight and high-frequency ballast for use with system wattages below 25 W in combination with TL mini, TL-D, TL5 and TL5c, PL-T/C, and PL-L/S lamps. The HF-M Blue range has a robust design, meets all relevant international safety and performance standards and has an energy efficiency index (CELMA EEI) of A2.

Benefits

- Automatic restart (after voltage dip or lamp exchange) ensures easy operation and hassle-free re-lamping.
- Suitable for use in class I or class II luminaires

Features

- Suitable for emergency DC operation between 190 and 254 V
- Programmed, flicker-free, pre-heated start (<0.8 s); over 8,000 on/off switches on one lamp (depending on lamp/ballast combination)
- Automatic restart (after voltage dip or lamp exchange) ensures easy operation and hassle-free re-lamping.

Application

- Used with movement-detection control systems like Philips OccuPlus in applications where lamps burn for a long period of time and the switching cycle is infrequent (e.g. a maximum of three times per day)
- Mainly for indoor applications such as spotlights, downlights, light boxes, and emergency and security fixtures used largely in retail stores, office buildings, hotels, private homes and residential buildings
- Domestic applications such as outdoor garden lighting, garage areas, stairways

HF-Matchbox Blue

Versions

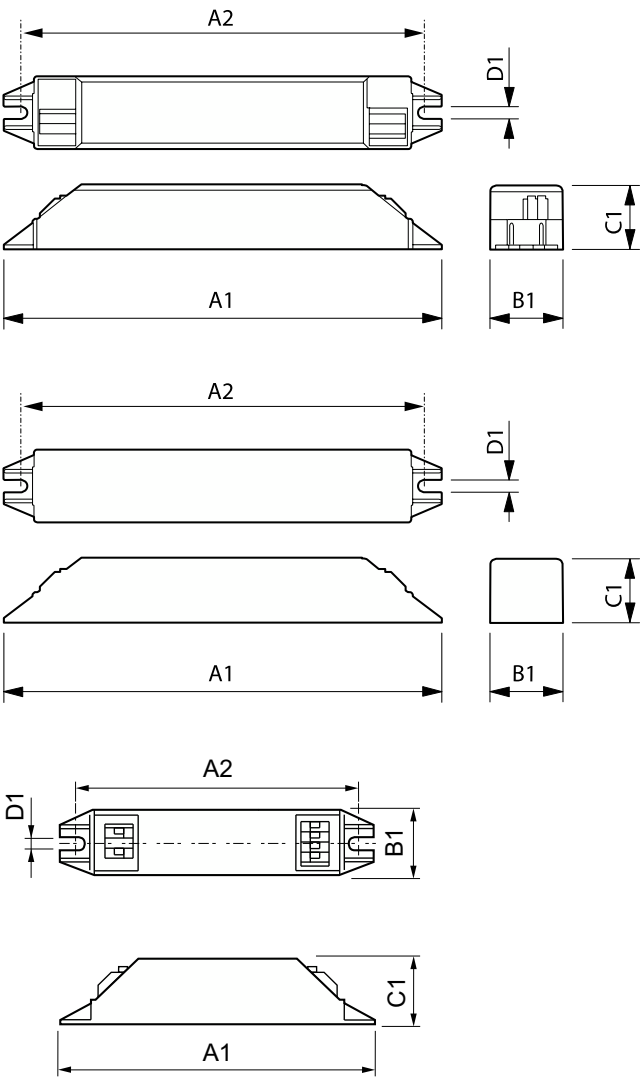


GPPR_MTL-LH_0002-Product photo

GPPR_MTL-LH_0003

GPPR_MTL-SH_0002-Product photo

Dimensional drawing



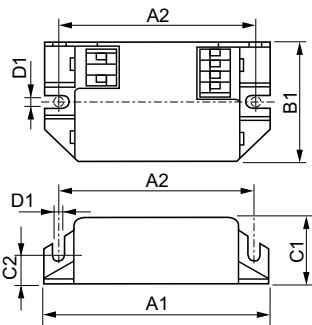
Product	A1	A2	B1	C1	D1
HF-M BLUE 121 LH TL5 230-240V	187 mm	180 mm	22 mm	22 mm	4.4 mm
HF-M BLUE 124 LH TL/TL5/PL-L 230-240V	187 mm	180 mm	22 mm	22 mm	4.4 mm

Product	A1	A2	B1	C1	D1
HF-M BLUE 109 LH TL/PL-S 230-240V	144 mm	133 mm	22 mm	22 mm	4.2 mm
HF-M BLUE 114 LH TL/PL-S/PL-C 230-240V	144 mm	133 mm	22 mm	22 mm	4.2 mm

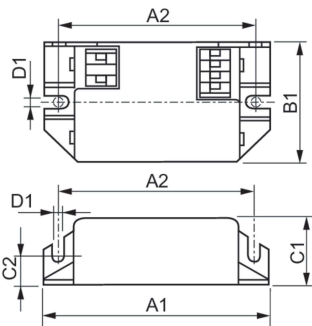
Product
HF-M BLUE 109 LH TL/PL-S 230-240V
HF-M BLUE 114 LH TL/PL-S/PL-C 230-240V
HF-M BLUE 121 LH TL5 230-240V
HF-M BLUE 124 LH TL/TL5/PL-L 230-240V

HF-Matchbox Blue

Dimensional drawing



Product
HF-M BLUE 124 SH TL/TL5/PL-L 230-240V



Product	A1	A2	B1	C1	D1
HF-M BLUE 124 SH TL/TL5/PL-L 230-240V	94 mm	84 mm	40 mm	22 mm	4.4 mm



HF-Matchbox Blue

Operating and Electrical	
Input frequency	50 to 60 Hz
Input Voltage	230 to 240 V
Line Frequency	50 to 60 Hz

Operating and Electrical

Order Code	Full Product Name	Number of products on MCB (16 A type B) (nom.)
53680830	HF-M BLUE 109 LH TL/PL-S 230-240V	159
53682230	HF-M BLUE 114 LH TL/PL-S/PL-C 230-240V	101
53640230	HF-M BLUE 124 LH TL/TL5/PL-L 230-240V	60

Order Code	Full Product Name	Number of products on MCB (16 A type B) (nom.)
53646430	HF-M BLUE 121 LH TL5 230-240V	59
53638930	HF-M BLUE 124 SH TL/TL5/PL-L 230-240V	60

Mechanical and Housing

Order Code	Full Product Name	Housing
53680830	HF-M BLUE 109 LH TL/PL-S 230-240V	LH
53682230	HF-M BLUE 114 LH TL/PL-S/PL-C 230-240V	LH
53640230	HF-M BLUE 124 LH TL/TL5/PL-L 230-240V	LH

Order Code	Full Product Name	Housing
53646430	HF-M BLUE 121 LH TL5 230-240V	LH
53638930	HF-M BLUE 124 SH TL/TL5/PL-L 230-240V	SH

