



# LuxSpace Compact, recessed: UltraEfficient, stylish and designed for circularity

## LuxSpace Compact, recessed

Philips LuxSpace is designed to provide the perfect combination of efficiency, high visual comfort and stylish design without compromising on lighting performance. LuxSpace offers a long lifetime and efficacy of up to 185 lm/W, along with excellent colour rendering and light distribution which have a major influence on the visual and non-visual effects of light on human health and well-being. The LuxSpace downlight family offers a wide choice of options for creating the desired ambience and supporting user comfort, no matter what the application is. For office applications, LuxSpace offers dedicated tunable white luminaires with lighting controls for circadian lighting solutions and office-compliant versions (UGR19).

### Benefits

- Best-in-class efficacy of up to 185 lm/ W
- Gentle, natural light ensures visual comfort
- Extensive design options with mounting types, rim colours and reflectors
- Perfect ceiling integration with narrow rim or rimless versions for plaster ceilings
- Improved glare control complies with office lighting standards
- High colour rendering up to CRI 90 (R9>50)
- Provides uniform lighting thanks to wide light distribution
- Supports circadian lighting solutions with tunable white luminaires and integrated lighting controls

## LuxSpace Compact, recessed

### Features

- Mini (DN560B/DN561B), Compact (DN610B) and Square (DN572B) types for recessed applications
- Surface-mounted round (DN570C/DN571C) versions
- Choice of five optics: high gloss, faded lines, matte, white and black
- UGR19 is standard for Compact and optional for other versions
- White (RAL9003), grey (RAL9006) and black (RAL9004) are standard, with any other RAL colour possible upon request
- Compliant for central emergency lighting with DC (PSED driver type)
- Multiple additional options: PG and PGO (IP54 front face), emergency lighting (single battery 3 hours), through-wiring, Eca and B2ca cable and connector options
- Extended useful lifetime of 50,000 hours at L90

### Application

- Offices
- Retail
- Hospitals and care centres
- Hospitality
- Airports
- Municipal Buildings
- Atriums

### Versions

LuxSpace Compact, Recessed -  
Faded lines reflector, Black Rim



LuxSpace Compact, Recessed -  
Matt reflector, White Rim



LuxSpace Compact, Recessed -  
Faded lines reflector, White Rim



LuxSpace Compact, Recessed -  
Matt reflector, Black Rim



# LuxSpace Compact, recessed

## Versions

LuxSpace Compact, Recessed -  
Clear reflector, Black Rim



LuxSpace Compact, Recessed -  
Black reflector, Black Rim



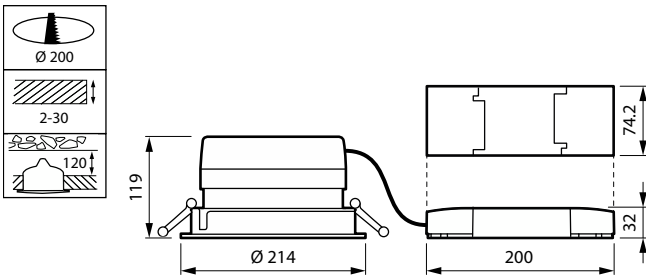
LuxSpace Compact, Recessed -  
Black reflector, White Rim



LuxSpace Compact, Recessed -  
White reflector, White Rim



## Dimensional drawing



## Product details

LuxSpace Compact, Recessed -  
Black reflector, Black Rim



LuxSpace Compact, Recessed -  
Black reflector, White Rim



# LuxSpace Compact, recessed

## Product details



LuxSpace Compact, Recessed -  
Black reflector, Black Rim



LuxSpace Compact, Recessed -  
Faded lines reflector, White Rim,  
Tunable-white

### General Information

|                      |      |
|----------------------|------|
| Driver included      | Yes  |
| Number of gear units | Unit |

### Light Technical

|            |   |
|------------|---|
| Optic type | - |
|------------|---|

### Operating and Electrical

|                               |                 |
|-------------------------------|-----------------|
| Protection class IEC          | Safety class II |
| Input Voltage                 | 220-240 V       |
| Line Frequency                | 50 to 60 Hz     |
| Suitable for random switching | No              |

### Mechanical and Housing

|                         |      |
|-------------------------|------|
| Ingress protection code | IP20 |
|-------------------------|------|

### Approval and Application

|                           |   |
|---------------------------|---|
| Ambient temperature range | +10 to +35 °C                               |
| CE mark                   | Yes   |
| Flammability mark         | For mounting on normally flammable surfaces |
| Glow-wire test            | Temperature 650 °C, duration 30 s           |

### Initial Performance (IEC Compliant)

|                         |             |
|-------------------------|-------------|
| Luminous flux tolerance | -10% / +10% |
|-------------------------|-------------|

### Product Data

|                     |        |
|---------------------|--------|
| Product family code | DN610B |
|---------------------|--------|

### Light Technical

| Order Code   | Full Product Name                   | Correlated Colour Temperature (Nom) | Colour rendering index (CRI) | Luminous efficacy (rated) (nom.) | Luminous Flux |
|--------------|-------------------------------------|-------------------------------------|------------------------------|----------------------------------|---------------|
| 910505104698 | DN610B 20S/840UE<br>PSU-E FLR BK    | 4000 K                              | >80                          | 185 lm/W                         | 2,000 lm      |
| 910505104685 | DN610B 24S/840 PSU-E<br>M WH        | 4000 K                              | >80                          | 116 lm/W                         | 2,300 lm      |
| 910505104757 | DN610B 40S/TWH DIA-E<br>C WH        | Tunable white<br>2700-6500 K        | 80                           | 121 lm/W                         | 4,000 lm      |
| 910505104699 | DN610B 20S/840 PSU-E<br>M BK        | 4000 K                              | >80                          | 117 lm/W                         | 2,100 lm      |
| 910505104697 | DN610B 20S/840UE<br>PSU-E C BK      | 4000 K                              | >80                          | 185 lm/W                         | 2,000 lm      |
| 910505104701 | DN610B 20S/840 PSU-E<br>BKR BK      | 4000 K                              | >80                          | 96 lm/W                          | 2,200 lm      |
| 910505104683 | DN610B 24S/840UE<br>PSU-E FLR WH    | 4000 K                              | >80                          | 187 lm/W                         | 2,500 lm      |
| 910505104755 | DN610B 20S/940UE<br>PSU-E FLR WH    | 4000 K                              | >90                          | 176 lm/W                         | 1,900 lm      |
| 910505104686 | DN610B 24S/840 PSU-E<br>BKR WH      | 4000 K                              | >80                          | 95 lm/W                          | 2,700 lm      |
| 910505104682 | DN610B 24S/840UE<br>PSU-E C WH      | 4000 K                              | >80                          | 187 lm/W                         | 2,500 lm      |
| 910505104687 | DN610B 40S/840UE<br>PSU-E C WH      | 4000 K                              | >80                          | 168 lm/W                         | 4,200 lm      |
| 910505104691 | DN610B 60S/840UE<br>PSU-E C WH      | 4000 K                              | >80                          | 159 lm/W                         | 5,900 lm      |
| 910505104731 | DN610B 60S/840UE<br>PSD-E C WH      | 4000 K                              | >80                          | 157 lm/W                         | 5,900 lm      |
| 910505104736 | DN610B 24S/840UE<br>PSU-E C ELP3 WH | 4000 K                              | >80                          | 179 lm/W                         | 2,400 lm      |
| 910505104745 | DN610B 24S/840UE<br>WIA-E C WH      | 4000 K                              | >80                          | 158 lm/W                         | 2,500 lm      |
| 910505104748 | DN610B 40S/840UE<br>WIA-E C WH      | 4000 K                              | >80                          | 142 lm/W                         | 4,200 lm      |
| 910505104754 | DN610B 20S/940UE<br>PSU-E C WH      | 4000 K                              | >90                          | 176 lm/W                         | 1,900 lm      |
| 910505104684 | DN610B 24S/840UE<br>PSU-E WR WH     | 4000 K                              | >80                          | 172 lm/W                         | 2,300 lm      |

# LuxSpace Compact, recessed

## Operating and Electrical

| Order Code   | Full Product Name             | Power Consumption |
|--------------|-------------------------------|-------------------|
| 910505104698 | DN610B 20S/840UE PSU-E FLR BK | 10.8 W            |
| 910505104685 | DN610B 24S/840 PSU-E M WH     | 19.8 W            |
| 910505104757 | DN610B 40S/TWH DIA-E C WH     | 33 W              |
| 910505104699 | DN610B 20S/840 PSU-E M BK     | 18 W              |
| 910505104697 | DN610B 20S/840UE PSU-E C BK   | 10.8 W            |
| 910505104701 | DN610B 20S/840 PSU-E BKR BK   | 23 W              |
| 910505104683 | DN610B 24S/840UE PSU-E FLR WH | 13.4 W            |
| 910505104755 | DN610B 20S/940UE PSU-E FLR WH | 10.8 W            |
| 910505104686 | DN610B 24S/840 PSU-E BKR WH   | 28.5 W            |

| Order Code   | Full Product Name                | Power Consumption |
|--------------|----------------------------------|-------------------|
| 910505104682 | DN610B 24S/840UE PSU-E C WH      | 13.4 W            |
| 910505104687 | DN610B 40S/840UE PSU-E C WH      | 25 W              |
| 910505104691 | DN610B 60S/840UE PSU-E C WH      | 37 W              |
| 910505104731 | DN610B 60S/840UE PSD-E C WH      | 37.5 W            |
| 910505104736 | DN610B 24S/840UE PSU-E C ELP3 WH | 13.4 W            |
| 910505104745 | DN610B 24S/840UE WIA-E C WH      | 15.8 W            |
| 910505104748 | DN610B 40S/840UE WIA-E C WH      | 29.5 W            |
| 910505104754 | DN610B 20S/940UE PSU-E C WH      | 10.8 W            |
| 910505104684 | DN610B 24S/840UE PSU-E WR WH     | 13.4 W            |

## Controls and Dimming

| Order Code   | Full Product Name             | Dimmable |
|--------------|-------------------------------|----------|
| 910505104698 | DN610B 20S/840UE PSU-E FLR BK | No       |
| 910505104685 | DN610B 24S/840 PSU-E M WH     | No       |
| 910505104757 | DN610B 40S/TWH DIA-E C WH     | Yes      |
| 910505104699 | DN610B 20S/840 PSU-E M BK     | No       |
| 910505104697 | DN610B 20S/840UE PSU-E C BK   | No       |
| 910505104701 | DN610B 20S/840 PSU-E BKR BK   | No       |
| 910505104683 | DN610B 24S/840UE PSU-E FLR WH | No       |
| 910505104755 | DN610B 20S/940UE PSU-E FLR WH | No       |
| 910505104686 | DN610B 24S/840 PSU-E BKR WH   | No       |

| Order Code   | Full Product Name                | Dimmable |
|--------------|----------------------------------|----------|
| 910505104682 | DN610B 24S/840UE PSU-E C WH      | No       |
| 910505104687 | DN610B 40S/840UE PSU-E C WH      | No       |
| 910505104691 | DN610B 60S/840UE PSU-E C WH      | No       |
| 910505104731 | DN610B 60S/840UE PSD-E C WH      | Yes      |
| 910505104736 | DN610B 24S/840UE PSU-E C ELP3 WH | No       |
| 910505104745 | DN610B 24S/840UE WIA-E C WH      | Yes      |
| 910505104748 | DN610B 40S/840UE WIA-E C WH      | Yes      |
| 910505104754 | DN610B 20S/940UE PSU-E C WH      | No       |
| 910505104684 | DN610B 24S/840UE PSU-E WR WH     | No       |

## Mechanical and Housing

| Order Code   | Full Product Name             | Housing Colour | Mech. impact protection code |
|--------------|-------------------------------|----------------|------------------------------|
| 910505104698 | DN610B 20S/840UE PSU-E FLR BK | Black          | IK03                         |
| 910505104685 | DN610B 24S/840 PSU-E M WH     | White          | IK03                         |
| 910505104757 | DN610B 40S/TWH DIA-E C WH     | White          | IK02                         |
| 910505104699 | DN610B 20S/840 PSU-E M BK     | Black          | IK03                         |
| 910505104697 | DN610B 20S/840UE PSU-E C BK   | Black          | IK03                         |
| 910505104701 | DN610B 20S/840 PSU-E BKR BK   | Black          | IK03                         |
| 910505104683 | DN610B 24S/840UE PSU-E FLR WH | White          | IK03                         |
| 910505104755 | DN610B 20S/940UE PSU-E FLR WH | White          | IK03                         |
| 910505104686 | DN610B 24S/840 PSU-E BKR WH   | White          | IK03                         |

| Order Code   | Full Product Name                | Housing Colour | Mech. impact protection code |
|--------------|----------------------------------|----------------|------------------------------|
| 910505104682 | DN610B 24S/840UE PSU-E C WH      | White          | IK03                         |
| 910505104687 | DN610B 40S/840UE PSU-E C WH      | White          | IK02                         |
| 910505104691 | DN610B 60S/840UE PSU-E C WH      | White          | IK02                         |
| 910505104731 | DN610B 60S/840UE PSD-E C WH      | White          | IK02                         |
| 910505104736 | DN610B 24S/840UE PSU-E C ELP3 WH | White          | IK03                         |
| 910505104745 | DN610B 24S/840UE WIA-E C WH      | White          | IK02                         |
| 910505104748 | DN610B 40S/840UE WIA-E C WH      | White          | IK02                         |
| 910505104754 | DN610B 20S/940UE PSU-E C WH      | White          | IK03                         |
| 910505104684 | DN610B 24S/840UE PSU-E WR WH     | White          | IK03                         |

## Emergency Operation

| Order Code   | Full Product Name             | Central Emergency | Emergency lighting |
|--------------|-------------------------------|-------------------|--------------------|
| 910505104698 | DN610B 20S/840UE PSU-E FLR BK | -                 | -                  |
| 910505104685 | DN610B 24S/840 PSU-E M WH     | -                 | -                  |
| 910505104757 | DN610B 40S/TWH DIA-E C WH     | -                 | -                  |
| 910505104699 | DN610B 20S/840 PSU-E M BK     | -                 | -                  |
| 910505104697 | DN610B 20S/840UE PSU-E C BK   | -                 | -                  |
| 910505104701 | DN610B 20S/840 PSU-E BKR BK   | -                 | -                  |
| 910505104683 | DN610B 24S/840UE PSU-E FLR WH | -                 | -                  |
| 910505104755 | DN610B 20S/940UE PSU-E FLR WH | -                 | -                  |
|              | WH                            |                   |                    |

| Order Code   | Full Product Name                | Central Emergency | Emergency lighting                             |
|--------------|----------------------------------|-------------------|--|
| 910505104686 | DN610B 24S/840 PSU-E BKR WH      | -                 | -  |
| 910505104682 | DN610B 24S/840UE PSU-E C WH      | -                 | -  |
| 910505104687 | DN610B 40S/840UE PSU-E C WH      | -                 | -  |
| 910505104691 | DN610B 60S/840UE PSU-E C WH      | -                 | -  |
| 910505104731 | DN610B 60S/840UE PSD-E C WH      | -                 | -  |
| 910505104736 | DN610B 24S/840UE PSU-E C ELP3 WH | No                | Emergency lighting 3-hour duration Pro version |

# LuxSpace Compact, recessed

| Order Code   | Full Product Name           | Central<br>Emergency | Emergency<br>lighting |
|--------------|-----------------------------|----------------------|-----------------------|
| 910505104745 | DN610B 24S/840UE WIA-E C WH | -                    | -                     |
| 910505104748 | DN610B 40S/840UE WIA-E C WH | -                    | -                     |

| Order Code   | Full Product Name            | Central<br>Emergency | Emergency<br>lighting |
|--------------|------------------------------|----------------------|-----------------------|
| 910505104754 | DN610B 20S/940UE PSU-E C WH  | -                    | -                     |
| 910505104684 | DN610B 24S/840UE PSU-E WR WH | -                    | -                     |

## Approval and Application

| Order Code   | Full Product Name             | ENEC mark |
|--------------|-------------------------------|-----------|
| 910505104698 | DN610B 20S/840UE PSU-E FLR BK | ENEC mark |
| 910505104685 | DN610B 24S/840 PSU-E M WH     | ENEC mark |
| 910505104757 | DN610B 40S/TWH DIA-E C WH     | -         |
| 910505104699 | DN610B 20S/840 PSU-E M BK     | ENEC mark |
| 910505104697 | DN610B 20S/840UE PSU-E C BK   | ENEC mark |
| 910505104701 | DN610B 20S/840 PSU-E BKR BK   | ENEC mark |
| 910505104683 | DN610B 24S/840UE PSU-E FLR WH | ENEC mark |
| 910505104755 | DN610B 20S/940UE PSU-E FLR WH | ENEC mark |
| 910505104686 | DN610B 24S/840 PSU-E BKR WH   | ENEC mark |



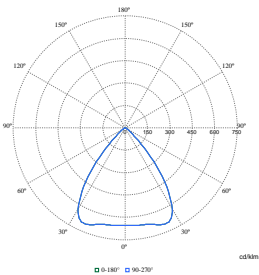
| Order Code   | Full Product Name                | ENEC mark |
|--------------|----------------------------------|-----------|
| 910505104682 | DN610B 24S/840UE PSU-E C WH      | ENEC mark |
| 910505104687 | DN610B 40S/840UE PSU-E C WH      | ENEC mark |
| 910505104691 | DN610B 60S/840UE PSU-E C WH      | ENEC mark |
| 910505104731 | DN610B 60S/840UE PSD-E C WH      | ENEC mark |
| 910505104736 | DN610B 24S/840UE PSU-E C ELP3 WH | ENEC mark |
| 910505104745 | DN610B 24S/840UE WIA-E C WH      | ENEC mark |
| 910505104748 | DN610B 40S/840UE WIA-E C WH      | ENEC mark |
| 910505104754 | DN610B 20S/940UE PSU-E C WH      | ENEC mark |
| 910505104684 | DN610B 24S/840UE PSU-E WR WH     | ENEC mark |

## Initial Performance (IEC Compliant)

| Order Code   | Full Product Name             | Initial chromaticity |
|--------------|-------------------------------|----------------------|
| 910505104698 | DN610B 20S/840UE PSU-E FLR BK | (0.38,0.38)          |
| 910505104685 | DN610B 24S/840 PSU-E M WH     | (0.38,0.38)          |
| 910505104757 | DN610B 40S/TWH DIA-E C WH     | -                    |
| 910505104699 | DN610B 20S/840 PSU-E M BK     | (0.38,0.38)          |
| 910505104697 | DN610B 20S/840UE PSU-E C BK   | (0.38,0.38)          |
| 910505104701 | DN610B 20S/840 PSU-E BKR BK   | (0.38,0.38)          |
| 910505104683 | DN610B 24S/840UE PSU-E FLR WH | (0.38,0.38)          |
| 910505104755 | DN610B 20S/940UE PSU-E FLR WH | (0.38,0.38)          |
| 910505104686 | DN610B 24S/840 PSU-E BKR WH   | (0.38,0.38)          |

| Order Code   | Full Product Name                | Initial chromaticity |
|--------------|----------------------------------|----------------------|
| 910505104682 | DN610B 24S/840UE PSU-E C WH      | (0.38,0.38)          |
| 910505104687 | DN610B 40S/840UE PSU-E C WH      | (0.38,0.38)          |
| 910505104691 | DN610B 60S/840UE PSU-E C WH      | (0.38,0.38)          |
| 910505104731 | DN610B 60S/840UE PSD-E C WH      | (0.38,0.38)          |
| 910505104736 | DN610B 24S/840UE PSU-E C ELP3 WH | (0.38,0.38)          |
| 910505104745 | DN610B 24S/840UE WIA-E C WH      | (0.38,0.38)          |
| 910505104748 | DN610B 40S/840UE WIA-E C WH      | (0.38,0.38)          |
| 910505104754 | DN610B 20S/940UE PSU-E C WH      | (0.38,0.38)          |
| 910505104684 | DN610B 24S/840UE PSU-E WR WH     | (0.38,0.38)          |

## Polar Wide Diagrams



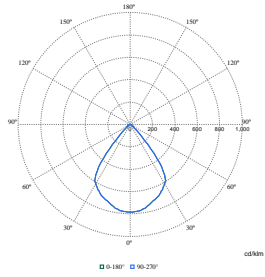
Polar Normal (separate) - DN610BI -  
910505104691

Polar Normal (separate) - DN610BI -  
910505104757

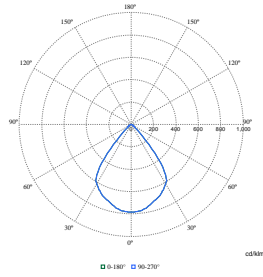
Polar Normal (separate) - DN610BI -  
910505104736

# LuxSpace Compact, recessed

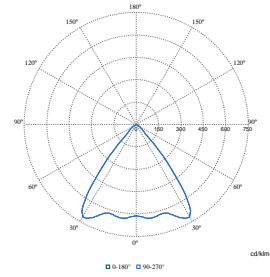
## Polar Wide Diagrams



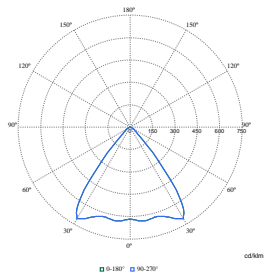
Polar Normal (separate) - DN610BI -  
910505104701



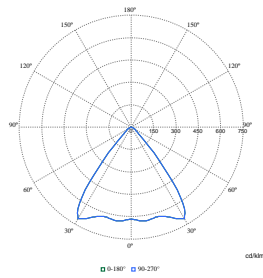
Polar Normal (separate) - DN610BI -  
910505104686



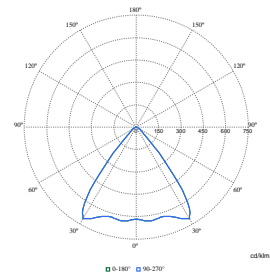
Polar Normal (separate) - DN610BI -  
910505104698



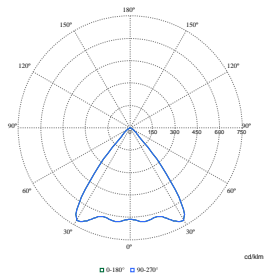
Polar Normal (separate) - DN610BI -  
910505104697



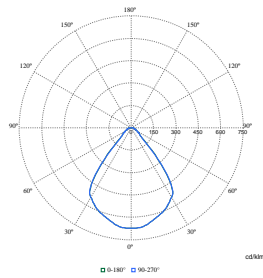
Polar Normal (separate) - DN610BI -  
910505104682



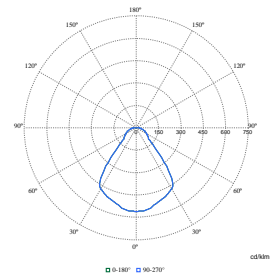
Polar Normal (separate) - DN610BI -  
910505104687



Polar Normal (separate) - DN610BI -  
910505104683



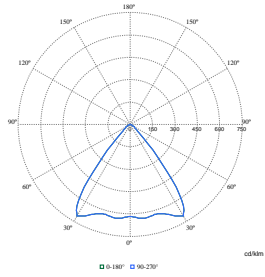
Polar Normal (separate) - DN610BI -  
910505104685



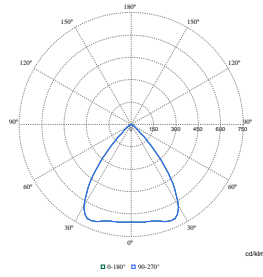
Polar Normal (separate) - DN610BI -  
910505104684

# LuxSpace Compact, recessed

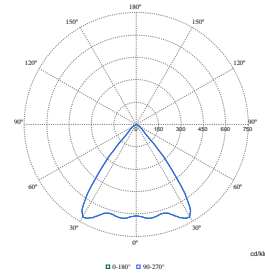
## Polar Wide Diagrams



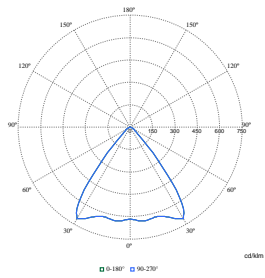
**Polar Normal (separate) - DN610BI - 910505104754**



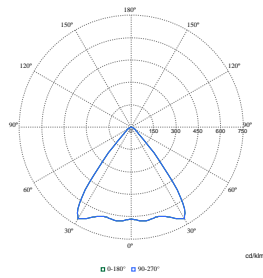
**Polar Normal (separate) - DN610BI - 910505104731**



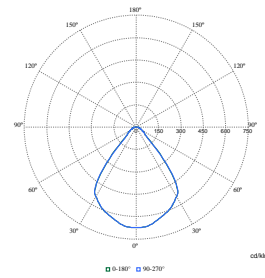
**Polar Normal (separate) - DN610BI - 910505104755**



**Polar Normal (separate) - DN610BI - 910505104748**



**Polar Normal (separate) - DN610BI - 910505104745**



**Polar Normal (separate) - DN610BI - 910505104699**

