



# LuxSpace Pro: alta eficiencia, confort visual y un diseño elegante

## LuxSpace Pro

Philips LuxSpace Pro se basa en la reputación de la familia LuxSpace por su excelente rendimiento, uso de energía extremadamente bajo, alto confort visual y diseño de apariencia. Esta próxima generación de downlights LED confiables viene en un diseño elegante con una arquitectura profunda y empotrada y una mayor profundidad del reflector para resaltar los detalles más pequeños. LuxSpace Pro es también un brillante ejemplo de versatilidad. Esta downlight LED de bajo consumo viene disponible en una amplia gama de configuraciones de 450 a 8000 lúmenes, de 3 a 8 pulgadas, con variantes fijas, regulables o Interact Ready para elegir. Esto convierte a LuxSpace Pro en la solución perfecta para “mezclar y combinar” para aplicaciones potencialmente amplias y extendidas que requieren diferentes ambientes de iluminación, con una apariencia y sensación de luminaria cohesiva.

### Beneficios

- LED energéticamente eficiente
- Crea una luz suave y natural, lo que asegura el confort visual
- Perfecta integración en el techo con borde estrecho
- Opción de reflector aluminizado transparente facetado brillante y mate (UGR19), o blanco facetado y mate
- LED de calidad y fiabilidad duraderas
- Admite iluminación centrada en las personas con Tunable White y controles de iluminación integrados

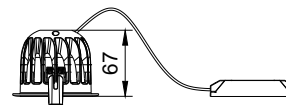
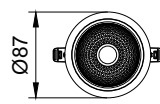
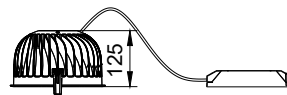
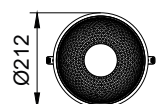
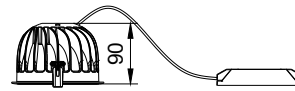
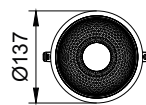
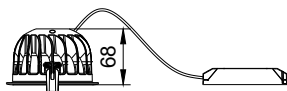
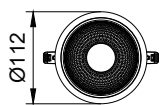
## Características

- La mejor eficacia de su clase con hasta 170 lm/W
- Arquitectura empotrada profunda con mayor profundidad de reflector
- Amplia zona de instalación con anchura de borde estrecha mejorada
- Amplia variedad de ópticas: facetada, mate y blanca.
- Vida útil de 75,000 horas a L70/B50 a una temperatura de 25 °C
- Vida útil de 50,000 horas a L80/B10 a una temperatura de 25 °C
- Compatible con DALI e Interact inalámbrico

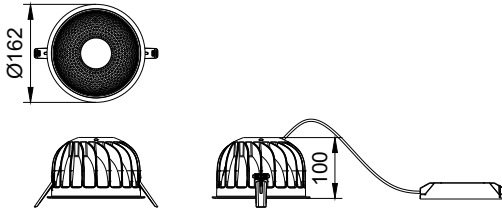
## Aplicaciones

- Tiendas minoristas
- Oficinas
- Hospitales y centros de salud
- Hotelería
- Aeropuertos
- Centro de exhibición

## Plano de dimensiones



## Plano de dimensiones



### Información general

Etiqueta de Servicio	Sí
----------------------	----

### Operación y aspectos eléctricos

Clase de protección IEC	Clase de seguridad II
Voltaje de entrada	220-240 V
Frecuencia de línea	50 or 60 Hz

### Mecánica y carcasa

Tipo de cubierta óptica	Difusor de policarbonato
Color de la carcasa	Blanco
Código de protección de impacto mec.	IK03

### Aprobación y aplicación

Rango de temperatura ambiente	-20 °C a 40 °C
Marca CE	Sí

### Rendimiento inicial (cumple con normas IEC)

Tolerancia del flujo luminoso	+/-10%
-------------------------------	--------

### Información técnica sobre la luz (1/2)

Order Code	Full Product Name	Temperatura de color correlacionada (nominal)	Índice de producción de color (IRC)	Eficacia lumínica (promedio) (nominal)	Flujo luminoso
911401502944	DN589B LED10/840 P8PSU D100 WB WP G2	4000 K	80	127 lm/W	1.070 lm
911401591243	DN588B LED5/930 P4PSU D100 WB G2	3000 K	90	110 lm/W	450 lm
911401591343	DN588B LED5/940 P4PSU D100 WB G2	4000 K	90	117 lm/W	480 lm
911401591443	DN589B LED10/930 P8PSU D100 WB G2	3000 K	90	115 lm/W	970 lm
911401591543	DN589B LED10/940 P8PSU D100 WB G2	4000 K	90	121 lm/W	1.020 lm
911401591643	DN590B LED16/930 P13PSU D100 WB G2	3000 K	90	110 lm/W	1.490 lm
911401591743	DN590B LED16/940 P13PSU D100 WB G2	4000 K	90	116 lm/W	1.570 lm
911401591843	DN589B LED10/930 P8PSD D100 WB G2	3000 K	90	117 lm/W	890 lm
911401591943	DN589B LED10/940 P8PSD D100 WB G2	4000 K	90	124 lm/W	940 lm
911401592043	DN590B LED16/930 P14PSD D100 WB G2	3000 K	90	106 lm/W	1.490 lm
911401592143	DN590B LED16/940 P14PSD D100 WB G2	4000 K	90	112 lm/W	1.570 lm
911401592243	DN589X LED10/940 P9WIA D100 WB G2	4000 K	90	116 lm/W	1.020 lm
911401592343	DN590X LED16/940 P14WIA D100 WB G2	4000 K	90	115 lm/W	1.570 lm
911401500044	DN596B LED80/830 P62PSU D200 WB G2	3000 K	80	124 lm/W	7.650 lm
911401500144	DN596B LED80/840 P62PSU D200 WB G2	4000 K	80	130 lm/W	7.980 lm
911401500444	DN596B LED80/830 P59PSD D200 WB G2	3000 K	80	120 lm/W	7.120 lm

Order Code	Full Product Name	Temperatura de color correlacionada (nominal)	Índice de producción de color (IRC)	Eficacia luminica (promedio) (nominal)	Flujo luminoso
911401500544	DN596B LED80/840 P59PSD D200 WB G2	4000 K	80	126 lm/W	7.430 lm
911401500844	DN591B LED19/830 P13PSU D200 WB G2	3000 K	80	143 lm/W	1.830 lm
911401500944	DN591B LED19/840 P13PSU D200 WB G2	4000 K	80	149 lm/W	1.910 lm
911401501244	DN591B LED19/830 P13PSD D200 WB G2	3000 K	80	138 lm/W	1.830 lm
911401501344	DN591B LED19/840 P13PSD D200 WB G2	4000 K	80	144 lm/W	1.910 lm
911401501544	DN591X LED19/840 P13WIA D200 WB G2	4000 K	80	148 lm/W	1.910 lm
911401501844	DN593B LED29/830 P20PSU D200 WB G2	3000 K	80	140 lm/W	2.820 lm
911401501944	DN593B LED29/840 P20PSU D200 WB G2	4000 K	80	146 lm/W	2.940 lm
911401502244	DN593B LED29/830 P21PSD D200 WB G2	3000 K	80	136 lm/W	2.820 lm
911401502344	DN593B LED29/840 P21PSD D200 WB G2	4000 K	80	141 lm/W	2.940 lm
911401502844	DN591B LED23/840 P13PSU D200 WB UE G2	4000 K	80	173 lm/W	2.280 lm
911401598243	DN594B LED42/830 P30PSU D200 WB G2	3000 K	80	136 lm/W	4.050 lm
911401598343	DN594B LED42/840 P30PSU D200 WB G2	4000 K	80	142 lm/W	4.220 lm
911401598643	DN594B LED42/830 P31PSD D200 WB G2	3000 K	80	132 lm/W	4.050 lm
911401598743	DN594B LED42/840 P31PSD D200 WB G2	4000 K	80	137 lm/W	4.220 lm
911401598943	DN594X LED42/840 P30WIA D200 WB G2	4000 K	80	142 lm/W	4.220 lm
911401599243	DN595B LED61/830 P46PSU D200 WB G2	3000 K	80	130 lm/W	5.895 lm
911401599343	DN595B LED61/840 P46PSU D200 WB G2	4000 K	80	135 lm/W	6.120 lm
911401599643	DN595B LED61/830 P47PSD D200 WB G2	3000 K	80	126 lm/W	5.870 lm
911401599743	DN595B LED61/840 P47PSD D200 WB G2	4000 K	80	131 lm/W	6.120 lm
911401500244	DN596B LED80/830 P59PSD D200 VWB-M G2	3000 K	80	124 lm/W	7.300 lm
911401500344	DN596B LED80/840 P59PSD D200 VWB-M G2	4000 K	80	130 lm/W	7.660 lm
911401500644	DN591B LED19/830 P13PSU D200 VWB-M G2	3000 K	80	146 lm/W	1.870 lm

Order Code	Full Product Name	Temperatura de color correlacionada (nominal)	Índice de producción de color (IRC)	Eficacia luminica (promedio) (nominal)	Flujo luminoso
911401500744	DN591B LED19/840 P13PSU D200 VWB-M G2	4000 K	80	152 lm/W	1.950 lm
911401501044	DN591B LED19/830 P13PSD D200 VWB-M G2	3000 K	80	141 lm/W	1.870 lm
911401501144	DN591B LED19/840 P13PSD D200 VWB-M G2	4000 K	80	147 lm/W	1.950 lm
911401501444	DN591X LED19/840 P13WIA D200 VWB-M G2	4000 K	80	151 lm/W	1.950 lm
911401501644	DN593B LED29/830 P20PSU D200 VWB-M G2	3000 K	80	144 lm/W	2.890 lm
911401501744	DN593B LED29/840 P20PSU D200 VWB-M G2	4000 K	80	150 lm/W	3.020 lm
911401502044	DN593B LED29/830 P21PSD D200 VWB-M G2	3000 K	80	139 lm/W	2.890 lm
911401502144	DN593B LED29/840 P21PSD D200 VWB-M G2	4000 K	80	145 lm/W	3.020 lm
911401502744	DN591B LED23/840 P13PSU D200 VWB-M UE G2	4000 K	80	177 lm/W	2.330 lm
911401598043	DN594B LED42/830 P30PSU D200 VWB-M G2	3000 K	80	140 lm/W	4.150 lm
911401598143	DN594B LED42/840 P30PSU D200 VWB-M G2	4000 K	80	145 lm/W	4.320 lm
911401598443	DN594B LED42/830 P31PSD D200 VWB-M G2	3000 K	80	135 lm/W	4.150 lm
911401598543	DN594B LED42/840 P31PSD D200 VWB-M G2	4000 K	80	141 lm/W	4.320 lm
911401598843	DN594X LED42/840 P30WIA D200 VWB-M G2	4000 K	80	145 lm/W	4.320 lm
911401599043	DN595B LED61/830 P46PSU D200 VWB-M G2	3000 K	80	132 lm/W	6.010 lm
911401599143	DN595B LED61/840 P46PSU D200 VWB-M G2	4000 K	80	138 lm/W	6.260 lm

Order Code	Full Product Name	Temperatura de color correlacionada (nominal)	Índice de producción de color (IRC)	Eficacia luminica (promedio) (nominal)	Flujo luminoso
911401599443	DN595B LED61/830 P47PSD D200 VWB-M G2	3000 K	80	130 lm/W	6.035 lm
911401599543	DN595B LED61/840 P47PSD D200 VWB-M G2	4000 K	80	134 lm/W	6.260 lm
911401599843	DN596B LED80/830 P62PSU D200 VWB-M G2	3000 K	80	127 lm/W	7.840 lm
911401599943	DN596B LED80/840 P62PSU D200 VWB-M G2	4000 K	80	133 lm/W	8.170 lm
911401502544	DN589B LED12/840 P7PSU D125 WB UE G2	4000 K	80	157 lm/W	1.180 lm
911401503044	DN590B LED17/840 P13PSU D125 WB WP G2	4000 K	80	131 lm/W	1.740 lm
911401592643	DN588B LED9/830 P6PSU D125 WB G2	3000 K	80	130 lm/W	845 lm
911401592743	DN588B LED9/840 P6PSU D125 WB G2	4000 K	80	134 lm/W	870 lm
911401593043	DN589B LED11/830 P8PSU D125 WB G2	3000 K	80	130 lm/W	1.075 lm
911401593143	DN589B LED11/840 P8PSU D125 WB G2	4000 K	80	135 lm/W	1.120 lm
911401593443	DN589B LED11/830 P8PSD D125 WB G2	3000 K	80	121 lm/W	970 lm
911401593543	DN589B LED11/840 P8PSD D125 WB G2	4000 K	80	126 lm/W	1.010 lm
911401593843	DN590B LED17/830 P13PSU D125 WB G2	3000 K	80	126 lm/W	1.670 lm
911401593943	DN590B LED17/840 P13PSU D125 WB G2	4000 K	80	131 lm/W	1.740 lm
911401594243	DN590B LED17/830 P14PSD D125 WB G2	3000 K	80	121 lm/W	1.670 lm
911401594343	DN590B LED17/840 P14PSD D125 WB G2	4000 K	80	126 lm/W	1.740 lm
911401594643	DN591B LED22/830 P17PSU D125 WB G2	3000 K	80	125 lm/W	2.130 lm
911401594743	DN591B LED22/840 P17PSU D125 WB G2	4000 K	80	130 lm/W	2.220 lm
911401595043	DN591B LED22/830 P18PSD D125 WB G2	3000 K	80	120 lm/W	2.130 lm
911401595143	DN591B LED22/840 P18PSD D125 WB G2	4000 K	80	125 lm/W	2.220 lm
911401595343	DN591X LED22/840 P17WIA D125 WB G2	4000 K	80	130 lm/W	2.220 lm
911401595643	DN592B LED26/830 P21PSU D125 WB G2	3000 K	80	119 lm/W	2.530 lm

Order Code	Full Product Name	Temperatura de color correlacionada (nominal)	Índice de producción de color (IRC)	Eficacia luminica (promedio) (nominal)	Flujo luminoso
911401595743	DN592B LED26/840 P21PSU D125 WB G2	4000 K	80	125 lm/W	2.640 lm
911401596043	DN592B LED26/830 P22PSD D125 WB G2	3000 K	80	116 lm/W	2.530 lm
911401596143	DN592B LED26/840 P22PSD D125 WB G2	4000 K	80	121 lm/W	2.640 lm
911401596343	DN592X LED26/840 P21WIA D125 WB G2	4000 K	80	125 lm/W	2.640 lm
911401588543	DN588B LED5/930 P4PSU D75 NB G2	3000 K	90	100 lm/W	420 lm
911401588643	DN588B LED5/940 P4PSU D75 NB G2	4000 K	90	107 lm/W	450 lm
911401588743	DN588B LED5/930 P4PSU D75 MB G2	3000 K	90	100 lm/W	420 lm
911401588843	DN588B LED5/940 P4PSU D75 MB G2	4000 K	90	107 lm/W	450 lm
911401588943	DN588B LED5/930 P4PSU D75 WB G2	3000 K	90	100 lm/W	420 lm
911401589043	DN588B LED5/940 P4PSU D75 WB G2	4000 K	90	107 lm/W	450 lm
911401589143	DN589B LED10/930 P8PSU D75 NB G2	3000 K	90	108 lm/W	920 lm
911401589243	DN589B LED10/940 P8PSU D75 NB G2	4000 K	90	116 lm/W	990 lm
911401589343	DN589B LED10/930 P8PSU D75 MB G2	3000 K	90	108 lm/W	920 lm
911401589443	DN589B LED10/940 P8PSU D75 MB G2	4000 K	90	116 lm/W	990 lm
911401589543	DN589B LED10/930 P8PSU D75 WB G2	3000 K	90	108 lm/W	920 lm
911401589643	DN589B LED10/940 P8PSU D75 WB G2	4000 K	90	116 lm/W	990 lm
911401589743	DN590B LED15/930 P14PSU D75 NB G2	3000 K	90	104 lm/W	1.410 lm
911401589843	DN590B LED15/940 P14PSU D75 NB G2	4000 K	90	111 lm/W	1.510 lm
911401589943	DN590B LED15/930 P14PSU D75 MB G2	3000 K	90	104 lm/W	1.410 lm
911401590043	DN590B LED15/940 P14PSU D75 MB G2	4000 K	90	111 lm/W	1.510 lm
911401590143	DN590B LED15/930 P14PSU D75 WB G2	3000 K	90	104 lm/W	1.410 lm
911401590243	DN590B LED15/940 P14PSU D75 WB G2	4000 K	90	111 lm/W	1.510 lm
911401590343	DN590B LED15/930 P14PSD D75 NB G2	3000 K	90	100 lm/W	1.410 lm
911401590443	DN590B LED15/940 P14PSD D75 NB G2	4000 K	90	107 lm/W	1.510 lm

Order Code	Full Product Name	Temperatura de color correlacionada (nominal)	Índice de producción de color (IRC)	Eficacia luminica (promedio) (nominal)	Flujo luminoso
911401590543	DN590B LED15/930 P14PSD D75 MB G2	3000 K	90	100 lm/W	1.410 lm
911401590643	DN590B LED15/940 P14PSD D75 MB G2	4000 K	90	107 lm/W	1.510 lm
911401590743	DN590B LED15/930 P14PSD D75 WB G2	3000 K	90	100 lm/W	1.410 lm
911401590843	DN590B LED15/940 P14PSD D75 WB G2	4000 K	90	107 lm/W	1.510 lm
911401590943	DN590X LED15/940 P14WIA D75 NB G2	4000 K	90	109 lm/W	1.510 lm
911401591043	DN590X LED15/940 P14WIA D75 MB G2	4000 K	90	109 lm/W	1.510 lm
911401591143	DN590X LED15/940 P14WIA D75 WB G2	4000 K	90	109 lm/W	1.510 lm
911401502444	DN589B LED12/840 P7PSU D125 VWB-M UE G2	4000 K	80	161 lm/W	1.210 lm
911401592443	DN588B LED9/830 P6PSU D125 VWB-M G2	3000 K	80	132 lm/W	860 lm
911401592543	DN588B LED9/840 P6PSU D125 VWB-M G2	4000 K	80	137 lm/W	890 lm
911401592843	DN589B LED11/830 P8PSU D125 VWB-M G2	3000 K	80	133 lm/W	1.100 lm
911401592943	DN589B LED11/840 P8PSU D125 VWB-M G2	4000 K	80	137 lm/W	1.140 lm
911401593243	DN589B LED11/830 P8PSD D125 VWB-M G2	3000 K	80	124 lm/W	990 lm
911401593343	DN589B LED11/840 P8PSD D125 VWB-M G2	4000 K	80	130 lm/W	1.040 lm
911401593643	DN590B LED17/830 P13PSU D125 VWB-M G2	3000 K	80	130 lm/W	1.725 lm
911401593743	DN590B LED17/840 P13PSU D125 VWB-M G2	4000 K	80	135 lm/W	1.790 lm
911401594043	DN590B LED17/830 P14PSD D125 VWB-M G2	3000 K	80	124 lm/W	1.710 lm
911401594143	DN590B LED17/840 P14PSD D125 VWB-M G2	4000 K	80	130 lm/W	1.790 lm
911401594443	DN591B LED22/830 P17PSU D125 VWB-M G2	3000 K	80	127 lm/W	2.180 lm
911401594543	DN591B LED22/840 P17PSU D125 VWB-M G2	4000 K	80	133 lm/W	2.270 lm
911401594843	DN591B LED22/830 P18PSD D125 VWB-M G2	3000 K	80	123 lm/W	2.180 lm
911401594943	DN591B LED22/840 P18PSD D125 VWB-M G2	4000 K	80	130 lm/W	2.295 lm
911401595243	DN591X LED22/840 P17WIA D125 VWB-M G2	4000 K	80	133 lm/W	2.270 lm
911401595443	DN592B LED26/830 P21PSU D125 VWB-M G2	3000 K	80	122 lm/W	2.590 lm

Order Code	Full Product Name	Temperatura de color correlacionada (nominal)	Índice de producción de color (IRC)	Eficacia luminica (promedio) (nominal)	Flujo luminoso
911401595543	DN592B LED26/840 P21PSU D125 VWB-M G2	4000 K	80	127 lm/W	2.700 lm
911401595843	DN592B LED26/830 P22PSD D125 VWB-M G2	3000 K	80	118 lm/W	2.590 lm
911401595943	DN592B LED26/840 P22PSD D125 VWB-M G2	4000 K	80	123 lm/W	2.700 lm
911401596243	DN592X LED26/840 P21WIA D125 VWB-M G2	4000 K	80	127 lm/W	2.700 lm
911401502644	DN590B LED17/840 P10PSU D150 WB UE G2	4000 K	80	166 lm/W	1.660 lm
911401503144	DN591B LED23/840 P17PSU D150 WB WP G2	4000 K	80	135 lm/W	2.260 lm
911401503244	DN592B LED27/830 P21PSU D150 WB G2	3000 K	80	125 lm/W	2.610 lm
911401503344	DN592B LED27/840 P21PSU D150 WB G2	4000 K	80	131 lm/W	2.720 lm
911401596443	DN589B LED12/830 P8PSU D150 WB G2	3000 K	80	135 lm/W	1.110 lm
911401596543	DN589B LED12/840 P8PSU D150 WB G2	4000 K	80	141 lm/W	1.160 lm
911401596643	DN590B LED18/830 P13PSU D150 WB G2	3000 K	80	131 lm/W	1.710 lm
911401596743	DN590B LED18/840 P13PSU D150 WB G2	4000 K	80	137 lm/W	1.790 lm
911401596843	DN591B LED23/830 P17PSU D150 WB G2	3000 K	80	130 lm/W	2.180 lm
911401596943	DN591B LED23/840 P17PSU D150 WB G2	4000 K	80	135 lm/W	2.260 lm
911401597043	DN589B LED12/830 P8PSD D150 WB G2	3000 K	80	125 lm/W	990 lm
911401597143	DN589B LED12/840 P8PSD D150 WB G2	4000 K	80	132 lm/W	1.040 lm
911401597243	DN590B LED18/830 P14PSD D150 WB G2	3000 K	80	126 lm/W	1.710 lm
911401597343	DN590B LED18/840 P14PSD D150 WB G2	4000 K	80	132 lm/W	1.790 lm
911401597443	DN591B LED23/830 P17PSD D150 WB G2	3000 K	80	125 lm/W	2.170 lm
911401597543	DN591B LED23/840 P17PSD D150 WB G2	4000 K	80	130 lm/W	2.260 lm
911401597643	DN589X LED12/840 P9WIA D150 WB G2	4000 K	80	135 lm/W	1.160 lm
911401597743	DN592B LED27/830 P22PSD D150 WB G2	3000 K	80	121 lm/W	2.610 lm
911401597843	DN592B LED27/840 P22PSD D150 WB G2	4000 K	80	127 lm/W	2.720 lm
911401597943	DN592X LED27/840 P21WIA D150 WB G2	4000 K	80	131 lm/W	2.720 lm

Información técnica sobre la luz (2/2)

Order Code	Full Product Name	Tipo óptico
911401502944	DN589B LED10/840 P8PSU D100 WB WP G2	Reflector de metal altamente reflectante Haz de luz ancho de 40 a 80 grados
911401591243	DN588B LED5/930 P4PSU D100 WB G2	Reflector de metal altamente reflectante Haz de luz ancho de 40 a 80 grados
911401591343	DN588B LED5/940 P4PSU D100 WB G2	Reflector de metal altamente reflectante Haz de luz ancho de 40 a 80 grados
911401591443	DN589B LED10/930 P8PSU D100 WB G2	Reflector de metal altamente reflectante Haz de luz ancho de 40 a 80 grados
911401591543	DN589B LED10/940 P8PSU D100 WB G2	Reflector de metal altamente reflectante Haz de luz ancho de 40 a 80 grados
911401591643	DN590B LED16/930 P13PSU D100 WB G2	Reflector de metal altamente reflectante Haz de luz ancho de 40 a 80 grados
911401591743	DN590B LED16/940 P13PSU D100 WB G2	Reflector de metal altamente reflectante Haz de luz ancho de 40 a 80 grados
911401591843	DN589B LED10/930 P8PSD D100 WB G2	Reflector de metal altamente reflectante Haz de luz ancho de 40 a 80 grados
911401591943	DN589B LED10/940 P8PSD D100 WB G2	Reflector de metal altamente reflectante Haz de luz ancho de 40 a 80 grados
911401592043	DN590B LED16/930 P14PSD D100 WB G2	Reflector de metal altamente reflectante Haz de luz ancho de 40 a 80 grados
911401592143	DN590B LED16/940 P14PSD D100 WB G2	Reflector de metal altamente reflectante Haz de luz ancho de 40 a 80 grados
911401592243	DN589X LED10/940 P9WIA D100 WB G2	Reflector de metal altamente reflectante Haz de luz ancho de 40 a 80 grados
911401592343	DN590X LED16/940 P14WIA D100 WB G2	Reflector de metal altamente reflectante Haz de luz ancho de 40 a 80 grados
911401500044	DN596B LED80/830 P62PSU D200 WB G2	Reflector de metal altamente reflectante Haz de luz ancho de 40 a 80 grados
911401500144	DN596B LED80/840 P62PSU D200 WB G2	Reflector de metal altamente reflectante Haz de luz ancho de 40 a 80 grados
911401500444	DN596B LED80/830 P59PSD D200 WB G2	Reflector de metal altamente reflectante Haz de luz ancho de 40 a 80 grados
911401500544	DN596B LED80/840 P59PSD D200 WB G2	Reflector de metal altamente reflectante Haz de luz ancho de 40 a 80 grados
911401500844	DN591B LED19/830 P13PSU D200 WB G2	Reflector de metal altamente reflectante Haz de luz ancho de 40 a 80 grados
911401500944	DN591B LED19/840 P13PSU D200 WB G2	Reflector de metal altamente reflectante Haz de luz ancho de 40 a 80 grados
911401501244	DN591B LED19/830 P13PSD D200 WB G2	Reflector de metal altamente reflectante Haz de luz ancho de 40 a 80 grados
911401501344	DN591B LED19/840 P13PSD D200 WB G2	Reflector de metal altamente reflectante Haz de luz ancho de 40 a 80 grados
911401501544	DN591X LED19/840 P13WIA D200 WB G2	Reflector de metal altamente reflectante Haz de luz ancho de 40 a 80 grados
911401501844	DN593B LED29/830 P20PSU D200 WB G2	Reflector de metal altamente reflectante Haz de luz ancho de 40 a 80 grados
911401501944	DN593B LED29/840 P20PSU D200 WB G2	Reflector de metal altamente reflectante Haz de luz ancho de 40 a 80 grados
911401502244	DN593B LED29/830 P21PSD D200 WB G2	Reflector de metal altamente reflectante Haz de luz ancho de 40 a 80 grados
911401502344	DN593B LED29/840 P21PSD D200 WB G2	Reflector de metal altamente reflectante Haz de luz ancho de 40 a 80 grados

Order Code	Full Product Name	Tipo óptico
911401502844	DN591B LED23/840 P13PSU D200 WB UE G2	Reflector de metal altamente reflectante Haz de luz ancho de 40 a 80 grados
911401598243	DN594B LED42/830 P30PSU D200 WB G2	Reflector de metal altamente reflectante Haz de luz ancho de 40 a 80 grados
911401598343	DN594B LED42/840 P30PSU D200 WB G2	Reflector de metal altamente reflectante Haz de luz ancho de 40 a 80 grados
911401598643	DN594B LED42/830 P31PSD D200 WB G2	Reflector de metal altamente reflectante Haz de luz ancho de 40 a 80 grados
911401598743	DN594B LED42/840 P31PSD D200 WB G2	Reflector de metal altamente reflectante Haz de luz ancho de 40 a 80 grados
911401598943	DN594X LED42/840 P30WIA D200 WB G2	Reflector de metal altamente reflectante Haz de luz ancho de 40 a 80 grados
911401599243	DN595B LED61/830 P46PSU D200 WB G2	Reflector de metal altamente reflectante Haz de luz ancho de 40 a 80 grados
911401599343	DN595B LED61/840 P46PSU D200 WB G2	Reflector de metal altamente reflectante Haz de luz ancho de 40 a 80 grados
911401599643	DN595B LED61/830 P47PSD D200 WB G2	Reflector de metal altamente reflectante Haz de luz ancho de 40 a 80 grados
911401599743	DN595B LED61/840 P47PSD D200 WB G2	Reflector de metal altamente reflectante Haz de luz ancho de 40 a 80 grados
911401500244	DN596B LED80/830 P59PSD D200 VWB-M G2	Reflector de alta eficiencia, haz de luz medio
911401500344	DN596B LED80/840 P59PSD D200 VWB-M G2	Reflector de alta eficiencia, haz de luz medio
911401500644	DN591B LED19/830 P13PSU D200 VWB-M G2	Reflector de alta eficiencia, haz de luz medio
911401500744	DN591B LED19/840 P13PSU D200 VWB-M G2	Reflector de alta eficiencia, haz de luz medio
911401501044	DN591B LED19/830 P13PSD D200 VWB-M G2	Reflector de alta eficiencia, haz de luz medio
911401501144	DN591B LED19/840 P13PSD D200 VWB-M G2	Reflector de alta eficiencia, haz de luz medio
911401501444	DN591X LED19/840 P13WIA D200 VWB-M G2	Reflector de alta eficiencia, haz de luz medio
911401501644	DN593B LED29/830 P20PSU D200 VWB-M G2	Reflector de alta eficiencia, haz de luz medio
911401501744	DN593B LED29/840 P20PSU D200 VWB-M G2	Reflector de alta eficiencia, haz de luz medio
911401502044	DN593B LED29/830 P21PSD D200 VWB-M G2	Reflector de alta eficiencia, haz de luz medio
911401502144	DN593B LED29/840 P21PSD D200 VWB-M G2	Reflector de alta eficiencia, haz de luz medio
911401502744	DN591B LED23/840 P13PSU D200 VWB-M UE G2	Reflector de alta eficiencia, haz de luz medio
911401598043	DN594B LED42/830 P30PSU D200 VWB-M G2	Reflector de alta eficiencia, haz de luz medio
911401598143	DN594B LED42/840 P30PSU D200 VWB-M G2	Reflector de alta eficiencia, haz de luz medio
911401598443	DN594B LED42/830 P31PSD D200 VWB-M G2	Reflector de alta eficiencia, haz de luz medio

Order Code	Full Product Name	Tipo óptico
911401598543	DN594B LED42/840 P31PSD D200 VWB-M G2	Reflector de alta eficiencia, haz de luz medio
911401598843	DN594X LED42/840 P30WIA D200 VWB-M G2	Reflector de alta eficiencia, haz de luz medio
911401599043	DN595B LED61/830 P46PSU D200 VWB-M G2	Reflector de alta eficiencia, haz de luz medio
911401599143	DN595B LED61/840 P46PSU D200 VWB-M G2	Reflector de alta eficiencia, haz de luz medio
911401599443	DN595B LED61/830 P47PSD D200 VWB-M G2	Reflector de alta eficiencia, haz de luz medio
911401599543	DN595B LED61/840 P47PSD D200 VWB-M G2	Reflector de alta eficiencia, haz de luz medio
911401599843	DN596B LED80/830 P62PSU D200 VWB-M G2	Reflector de alta eficiencia, haz de luz medio
911401599943	DN596B LED80/840 P62PSU D200 VWB-M G2	Reflector de alta eficiencia, haz de luz medio
911401502544	DN589B LED12/840 P7PSU D125 WB UE G2	Reflector de metal altamente reflectante Haz de luz ancho de 40 a 80 grados
911401503044	DN590B LED17/840 P13PSU D125 WB WP G2	Reflector de metal altamente reflectante Haz de luz ancho de 40 a 80 grados
911401592643	DN588B LED9/830 P6PSU D125 WB G2	Reflector de metal altamente reflectante Haz de luz ancho de 40 a 80 grados
911401592743	DN588B LED9/840 P6PSU D125 WB G2	Reflector de metal altamente reflectante Haz de luz ancho de 40 a 80 grados
911401593043	DN589B LED11/830 P8PSU D125 WB G2	Reflector de metal altamente reflectante Haz de luz ancho de 40 a 80 grados
911401593143	DN589B LED11/840 P8PSU D125 WB G2	Reflector de metal altamente reflectante Haz de luz ancho de 40 a 80 grados
911401593443	DN589B LED11/830 P8PSD D125 WB G2	Reflector de metal altamente reflectante Haz de luz ancho de 40 a 80 grados
911401593543	DN589B LED11/840 P8PSD D125 WB G2	Reflector de metal altamente reflectante Haz de luz ancho de 40 a 80 grados
911401593843	DN590B LED17/830 P13PSU D125 WB G2	Reflector de metal altamente reflectante Haz de luz ancho de 40 a 80 grados
911401593943	DN590B LED17/840 P13PSU D125 WB G2	Reflector de metal altamente reflectante Haz de luz ancho de 40 a 80 grados
911401594243	DN590B LED17/830 P14PSD D125 WB G2	Reflector de metal altamente reflectante Haz de luz ancho de 40 a 80 grados
911401594343	DN590B LED17/840 P14PSD D125 WB G2	Reflector de metal altamente reflectante Haz de luz ancho de 40 a 80 grados
911401594643	DN591B LED22/830 P17PSU D125 WB G2	Reflector de metal altamente reflectante Haz de luz ancho de 40 a 80 grados
911401594743	DN591B LED22/840 P17PSU D125 WB G2	Reflector de metal altamente reflectante Haz de luz ancho de 40 a 80 grados
911401595043	DN591B LED22/830 P18PSD D125 WB G2	Reflector de metal altamente reflectante Haz de luz ancho de 40 a 80 grados
911401595143	DN591B LED22/840 P18PSD D125 WB G2	Reflector de metal altamente reflectante Haz de luz ancho de 40 a 80 grados
911401595343	DN591X LED22/840 P17WIA D125 WB G2	Reflector de metal altamente reflectante Haz de luz ancho de 40 a 80 grados
911401595643	DN592B LED26/830 P21PSU D125 WB G2	Reflector de metal altamente reflectante Haz de luz ancho de 40 a 80 grados

Order Code	Full Product Name	Tipo óptico
911401595743	DN592B LED26/840 P21PSU D125 WB G2	Reflector de metal altamente reflectante Haz de luz ancho de 40 a 80 grados
911401596043	DN592B LED26/830 P22PSD D125 WB G2	Reflector de metal altamente reflectante Haz de luz ancho de 40 a 80 grados
911401596143	DN592B LED26/840 P22PSD D125 WB G2	Reflector de metal altamente reflectante Haz de luz ancho de 40 a 80 grados
911401596343	DN592X LED26/840 P21WIA D125 WB G2	Reflector de metal altamente reflectante Haz de luz ancho de 40 a 80 grados
911401588543	DN588B LED5/930 P4PSU D75 NB G2	Reflector de metal altamente reflectante Haz de luz medio de 20 a 40 grados
911401588643	DN588B LED5/940 P4PSU D75 NB G2	Reflector de metal altamente reflectante Haz de luz medio de 20 a 40 grados
911401588743	DN588B LED5/930 P4PSU D75 MB G2	Reflector de metal altamente reflectante Haz de luz medio de 20 a 40 grados
911401588843	DN588B LED5/940 P4PSU D75 MB G2	Reflector de metal altamente reflectante Haz de luz medio de 20 a 40 grados
911401588943	DN588B LED5/930 P4PSU D75 WB G2	Reflector de metal altamente reflectante Haz de luz ancho de 40 a 80 grados
911401589043	DN588B LED5/940 P4PSU D75 WB G2	Reflector de metal altamente reflectante Haz de luz ancho de 40 a 80 grados
911401589143	DN589B LED10/930 P8PSU D75 NB G2	Reflector de metal altamente reflectante Haz de luz medio de 20 a 40 grados
911401589243	DN589B LED10/940 P8PSU D75 NB G2	Reflector de metal altamente reflectante Haz de luz medio de 20 a 40 grados
911401589343	DN589B LED10/930 P8PSU D75 MB G2	Reflector de metal altamente reflectante Haz de luz medio de 20 a 40 grados
911401589443	DN589B LED10/940 P8PSU D75 MB G2	Reflector de metal altamente reflectante Haz de luz medio de 20 a 40 grados
911401589543	DN589B LED10/930 P8PSU D75 WB G2	Reflector de metal altamente reflectante Haz de luz ancho de 40 a 80 grados
911401589643	DN589B LED10/940 P8PSU D75 WB G2	Reflector de metal altamente reflectante Haz de luz ancho de 40 a 80 grados
911401589743	DN590B LED15/930 P14PSU D75 NB G2	Reflector de metal altamente reflectante Haz de luz medio de 20 a 40 grados
911401589843	DN590B LED15/940 P14PSU D75 NB G2	Reflector de metal altamente reflectante Haz de luz medio de 20 a 40 grados
911401589943	DN590B LED15/930 P14PSU D75 MB G2	Reflector de metal altamente reflectante Haz de luz medio de 20 a 40 grados
911401590043	DN590B LED15/940 P14PSU D75 MB G2	Reflector de metal altamente reflectante Haz de luz medio de 20 a 40 grados
911401590143	DN590B LED15/930 P14PSU D75 WB G2	Reflector de metal altamente reflectante Haz de luz ancho de 40 a 80 grados
911401590243	DN590B LED15/940 P14PSU D75 WB G2	Reflector de metal altamente reflectante Haz de luz ancho de 40 a 80 grados
911401590343	DN590B LED15/930 P14PSD D75 NB G2	Reflector de metal altamente reflectante Haz de luz medio de 20 a 40 grados
911401590443	DN590B LED15/940 P14PSD D75 NB G2	Reflector de metal altamente reflectante Haz de luz medio de 20 a 40 grados
911401590543	DN590B LED15/930 P14PSD D75 MB G2	Reflector de metal altamente reflectante Haz de luz medio de 20 a 40 grados
911401590643	DN590B LED15/940 P14PSD D75 MB G2	Reflector de metal altamente reflectante Haz de luz medio de 20 a 40 grados

Order Code	Full Product Name	Tipo óptico
911401590743	DN590B LED15/930 P14PSD D75 WB G2	Reflector de metal altamente reflectante Haz de luz ancho de 40 a 80 grados
911401590843	DN590B LED15/940 P14PSD D75 WB G2	Reflector de metal altamente reflectante Haz de luz ancho de 40 a 80 grados
911401590943	DN590X LED15/940 P14WIA D75 NB G2	Reflector de metal altamente reflectante Haz de luz medio de 20 a 40 grados
911401591043	DN590X LED15/940 P14WIA D75 MB G2	Reflector de metal altamente reflectante Haz de luz medio de 20 a 40 grados
911401591143	DN590X LED15/940 P14WIA D75 WB G2	Reflector de metal altamente reflectante Haz de luz ancho de 40 a 80 grados
911401502444	DN589B LED12/840 P7PSU D125 VWB-M UE G2	Reflector de alta eficiencia, haz de luz medio
911401592443	DN588B LED9/830 P6PSU D125 VWB-M G2	Reflector de alta eficiencia, haz de luz medio
911401592543	DN588B LED9/840 P6PSU D125 VWB-M G2	Reflector de alta eficiencia, haz de luz medio
911401592843	DN589B LED11/830 P8PSU D125 VWB-M G2	Reflector de alta eficiencia, haz de luz medio
911401592943	DN589B LED11/840 P8PSU D125 VWB-M G2	Reflector de alta eficiencia, haz de luz medio
911401593243	DN589B LED11/830 P8PSD D125 VWB-M G2	Reflector de alta eficiencia, haz de luz medio
911401593343	DN589B LED11/840 P8PSD D125 VWB-M G2	Reflector de alta eficiencia, haz de luz medio
911401593643	DN590B LED17/830 P13PSU D125 VWB-M G2	Reflector de alta eficiencia, haz de luz medio
911401593743	DN590B LED17/840 P13PSU D125 VWB-M G2	Reflector de alta eficiencia, haz de luz medio
911401594043	DN590B LED17/830 P14PSD D125 VWB-M G2	Reflector de alta eficiencia, haz de luz medio
911401594143	DN590B LED17/840 P14PSD D125 VWB-M G2	Reflector de alta eficiencia, haz de luz medio
911401594443	DN591B LED22/830 P17PSU D125 VWB-M G2	Reflector de alta eficiencia, haz de luz medio
911401594543	DN591B LED22/840 P17PSU D125 VWB-M G2	Reflector de alta eficiencia, haz de luz medio
911401594843	DN591B LED22/830 P18PSD D125 VWB-M G2	Reflector de alta eficiencia, haz de luz medio
911401594943	DN591B LED22/840 P18PSD D125 VWB-M G2	Reflector de alta eficiencia, haz de luz medio
911401595243	DN591X LED22/840 P17WIA D125 VWB-M G2	Reflector de alta eficiencia, haz de luz medio
911401595443	DN592B LED26/830 P21PSU D125 VWB-M G2	Reflector de alta eficiencia, haz de luz medio
911401595543	DN592B LED26/840 P21PSU D125 VWB-M G2	Reflector de alta eficiencia, haz de luz medio

Order Code	Full Product Name	Tipo óptico
911401595843	DN592B LED26/830 P22PSD D125 VWB-M G2	Reflector de alta eficiencia, haz de luz medio
911401595943	DN592B LED26/840 P22PSD D125 VWB-M G2	Reflector de alta eficiencia, haz de luz medio
911401596243	DN592X LED26/840 P21WIA D125 VWB-M G2	Reflector de alta eficiencia, haz de luz medio
911401502644	DN590B LED17/840 P10PSU D150 WB UE G2	Reflector de metal altamente reflectante Haz de luz ancho de 40 a 80 grados
911401503144	DN591B LED23/840 P17PSU D150 WB WP G2	Reflector de metal altamente reflectante Haz de luz ancho de 40 a 80 grados
911401503244	DN592B LED27/830 P21PSU D150 WB G2	Reflector de metal altamente reflectante Haz de luz ancho de 40 a 80 grados
911401503344	DN592B LED27/840 P21PSU D150 WB G2	Reflector de metal altamente reflectante Haz de luz ancho de 40 a 80 grados
911401596443	DN589B LED12/830 P8PSU D150 WB G2	Reflector de metal altamente reflectante Haz de luz ancho de 40 a 80 grados
911401596543	DN589B LED12/840 P8PSU D150 WB G2	Reflector de metal altamente reflectante Haz de luz ancho de 40 a 80 grados
911401596643	DN590B LED18/830 P13PSU D150 WB G2	Reflector de metal altamente reflectante Haz de luz ancho de 40 a 80 grados
911401596743	DN590B LED18/840 P13PSU D150 WB G2	Reflector de metal altamente reflectante Haz de luz ancho de 40 a 80 grados
911401596843	DN591B LED23/830 P17PSU D150 WB G2	Reflector de metal altamente reflectante Haz de luz ancho de 40 a 80 grados
911401596943	DN591B LED23/840 P17PSU D150 WB G2	Reflector de metal altamente reflectante Haz de luz ancho de 40 a 80 grados
911401597043	DN589B LED12/830 P8PSD D150 WB G2	Reflector de metal altamente reflectante Haz de luz ancho de 40 a 80 grados
911401597143	DN589B LED12/840 P8PSD D150 WB G2	Reflector de metal altamente reflectante Haz de luz ancho de 40 a 80 grados
911401597243	DN590B LED18/830 P14PSD D150 WB G2	Reflector de metal altamente reflectante Haz de luz ancho de 40 a 80 grados
911401597343	DN590B LED18/840 P14PSD D150 WB G2	Reflector de metal altamente reflectante Haz de luz ancho de 40 a 80 grados
911401597443	DN591B LED23/830 P17PSD D150 WB G2	Reflector de metal altamente reflectante Haz de luz ancho de 40 a 80 grados
911401597543	DN591B LED23/840 P17PSD D150 WB G2	Reflector de metal altamente reflectante Haz de luz ancho de 40 a 80 grados
911401597643	DN589X LED12/840 P9WIA D150 WB G2	Reflector de metal altamente reflectante Haz de luz ancho de 40 a 80 grados
911401597743	DN592B LED27/830 P22PSD D150 WB G2	Reflector de metal altamente reflectante Haz de luz ancho de 40 a 80 grados
911401597843	DN592B LED27/840 P22PSD D150 WB G2	Reflector de metal altamente reflectante Haz de luz ancho de 40 a 80 grados
911401597943	DN592X LED27/840 P21WIA D150 WB G2	Reflector de metal altamente reflectante Haz de luz ancho de 40 a 80 grados

## Operación y aspectos eléctricos

Order Code	Full Product Name	Consumo de energía
911401502944	DN589B LED10/840 P8PSU D100 WB WP G2	8,4 W
911401591243	DN588B LED5/930 P4PSU D100 WB G2	4,1 W

Order Code	Full Product Name	Consumo de energía
911401591343	DN588B LED5/940 P4PSU D100 WB G2	4,1 W
911401591443	DN589B LED10/930 P8PSU D100 WB G2	8,4 W

Order Code	Full Product Name	Consumo de energía
911401591543	DN589B LED10/940 P8PSU D100 WB G2	8,4 W
911401591643	DN590B LED16/930 P13PSU D100 WB G2	13,5 W
911401591743	DN590B LED16/940 P13PSU D100 WB G2	13,5 W
911401591843	DN589B LED10/930 P8PSD D100 WB G2	8,8 W
911401591943	DN589B LED10/940 P8PSD D100 WB G2	8,8 W
911401592043	DN590B LED16/930 P14PSD D100 WB G2	14 W
911401592143	DN590B LED16/940 P14PSD D100 WB G2	14 W
911401592243	DN589X LED10/940 P9WIA D100 WB G2	8,8 W
911401592343	DN590X LED16/940 P14WIA D100 WB G2	13,6 W
911401500044	DN596B LED80/830 P62PSU D200 WB G2	61,6 W
911401500144	DN596B LED80/840 P62PSU D200 WB G2	61,6 W
911401500444	DN596B LED80/830 P59PSD D200 WB G2	59,1 W
911401500544	DN596B LED80/840 P59PSD D200 WB G2	59,1 W
911401500844	DN591B LED19/830 P13PSU D200 WB G2	12,8 W
911401500944	DN591B LED19/840 P13PSU D200 WB G2	12,8 W
911401501244	DN591B LED19/830 P13PSD D200 WB G2	13,3 W
911401501344	DN591B LED19/840 P13PSD D200 WB G2	13,3 W
911401501544	DN591X LED19/840 P13WIA D200 WB G2	12,9 W
911401501844	DN593B LED29/830 P20PSU D200 WB G2	20,1 W
911401501944	DN593B LED29/840 P20PSU D200 WB G2	20,1 W
911401502244	DN593B LED29/830 P21PSD D200 WB G2	20,8 W
911401502344	DN593B LED29/840 P21PSD D200 WB G2	20,8 W
911401502844	DN591B LED23/840 P13PSU D200 WB UE G2	13,2 W
911401598243	DN594B LED42/830 P30PSU D200 WB G2	29,7 W
911401598343	DN594B LED42/840 P30PSU D200 WB G2	29,7 W
911401598643	DN594B LED42/830 P31PSD D200 WB G2	30,7 W
911401598743	DN594B LED42/840 P31PSD D200 WB G2	30,7 W
911401598943	DN594X LED42/840 P30WIA D200 WB G2	29,7 W
911401599243	DN595B LED61/830 P46PSU D200 WB G2	45,5 W
911401599343	DN595B LED61/840 P46PSU D200 WB G2	45,5 W
911401599643	DN595B LED61/830 P47PSD D200 WB G2	46,6 W
911401599743	DN595B LED61/840 P47PSD D200 WB G2	46,6 W
911401500244	DN596B LED80/830 P59PSD D200 VWB-M G2	59,1 W
911401500344	DN596B LED80/840 P59PSD D200 VWB-M G2	59,1 W
911401500644	DN591B LED19/830 P13PSU D200 VWB-M G2	12,8 W
911401500744	DN591B LED19/840 P13PSU D200 VWB-M G2	12,8 W
911401501044	DN591B LED19/830 P13PSD D200 VWB-M G2	13,3 W
911401501144	DN591B LED19/840 P13PSD D200 VWB-M G2	13,3 W
911401501444	DN591X LED19/840 P13WIA D200 VWB-M G2	12,9 W
911401501644	DN593B LED29/830 P20PSU D200 VWB-M G2	20,1 W
911401501744	DN593B LED29/840 P20PSU D200 VWB-M G2	20,1 W
911401502044	DN593B LED29/830 P21PSD D200 VWB-M G2	20,8 W
911401502144	DN593B LED29/840 P21PSD D200 VWB-M G2	20,8 W
911401502744	DN591B LED23/840 P13PSU D200 VWB-M UE G2	13,2 W
911401598043	DN594B LED42/830 P30PSU D200 VWB-M G2	29,7 W
911401598143	DN594B LED42/840 P30PSU D200 VWB-M G2	29,7 W
911401598443	DN594B LED42/830 P31PSD D200 VWB-M G2	30,7 W
911401598543	DN594B LED42/840 P31PSD D200 VWB-M G2	30,7 W
911401598843	DN594X LED42/840 P30WIA D200 VWB-M G2	29,7 W
911401599043	DN595B LED61/830 P46PSU D200 VWB-M G2	45,5 W
911401599143	DN595B LED61/840 P46PSU D200 VWB-M G2	45,5 W
911401599443	DN595B LED61/830 P47PSD D200 VWB-M G2	46,6 W

Order Code	Full Product Name	Consumo de energía
911401599543	DN595B LED61/840 P47PSD D200 VWB-M G2	46,6 W
911401599843	DN596B LED80/830 P62PSU D200 VWB-M G2	61,6 W
911401599943	DN596B LED80/840 P62PSU D200 VWB-M G2	61,6 W
911401502544	DN589B LED12/840 P7PSU D125 WB UE G2	7,5 W
911401503044	DN590B LED17/840 P13PSU D125 WB WP G2	13,3 W
911401592643	DN588B LED9/830 P6PSU D125 WB G2	6,5 W
911401592743	DN588B LED9/840 P6PSU D125 WB G2	6,5 W
911401593043	DN589B LED11/830 P8PSU D125 WB G2	8,3 W
911401593143	DN589B LED11/840 P8PSU D125 WB G2	8,3 W
911401593443	DN589B LED11/830 P8PSD D125 WB G2	8 W
911401593543	DN589B LED11/840 P8PSD D125 WB G2	8 W
911401593843	DN590B LED17/830 P13PSU D125 WB G2	13,3 W
911401593943	DN590B LED17/840 P13PSU D125 WB G2	13,3 W
911401594243	DN590B LED17/830 P14PSD D125 WB G2	13,8 W
911401594343	DN590B LED17/840 P14PSD D125 WB G2	13,8 W
911401594643	DN591B LED22/830 P17PSU D125 WB G2	16,8 W
911401594743	DN591B LED22/840 P17PSU D125 WB G2	16,8 W
911401595043	DN591B LED22/830 P18PSD D125 WB G2	17,7 W
911401595143	DN591B LED22/840 P18PSD D125 WB G2	17,7 W
911401595343	DN591X LED22/840 P17WIA D125 WB G2	17,1 W
911401595643	DN592B LED26/830 P21PSU D125 WB G2	21,2 W
911401595743	DN592B LED26/840 P21PSU D125 WB G2	21,2 W
911401596043	DN592B LED26/830 P22PSD D125 WB G2	21,9 W
911401596143	DN592B LED26/840 P22PSD D125 WB G2	21,9 W
911401596343	DN592X LED26/840 P21WIA D125 WB G2	21,2 W
911401588543	DN588B LED5/930 P4PSU D75 NB G2	4,2 W
911401588643	DN588B LED5/940 P4PSU D75 NB G2	4,2 W
911401588743	DN588B LED5/930 P4PSU D75 MB G2	4,2 W
911401588843	DN588B LED5/940 P4PSU D75 MB G2	4,2 W
911401588943	DN588B LED5/930 P4PSU D75 WB G2	4,2 W
911401589043	DN588B LED5/940 P4PSU D75 WB G2	4,2 W
911401589143	DN589B LED10/930 P8PSU D75 NB G2	8,5 W
911401589243	DN589B LED10/940 P8PSU D75 NB G2	8,5 W
911401589343	DN589B LED10/930 P8PSU D75 MB G2	8,5 W
911401589443	DN589B LED10/940 P8PSU D75 MB G2	8,5 W
911401589543	DN589B LED10/930 P8PSU D75 WB G2	8,5 W
911401589643	DN589B LED10/940 P8PSU D75 WB G2	8,5 W
911401589743	DN590B LED15/930 P14PSU D75 NB G2	13,6 W
911401589843	DN590B LED15/940 P14PSU D75 NB G2	13,6 W
911401589943	DN590B LED15/930 P14PSU D75 MB G2	13,6 W
911401590043	DN590B LED15/940 P14PSU D75 MB G2	13,6 W
911401590143	DN590B LED15/930 P14PSU D75 WB G2	13,6 W
911401590243	DN590B LED15/940 P14PSU D75 WB G2	13,6 W
911401590343	DN590B LED15/930 P14PSD D75 NB G2	14,1 W
911401590443	DN590B LED15/940 P14PSD D75 NB G2	14,1 W
911401590543	DN590B LED15/930 P14PSD D75 MB G2	14,1 W
911401590643	DN590B LED15/940 P14PSD D75 MB G2	14,1 W
911401590743	DN590B LED15/930 P14PSD D75 WB G2	14,1 W
911401590843	DN590B LED15/940 P14PSD D75 WB G2	14,1 W
911401590943	DN590X LED15/940 P14WIA D75 NB G2	13,8 W
911401591043	DN590X LED15/940 P14WIA D75 MB G2	13,8 W
911401591143	DN590X LED15/940 P14WIA D75 WB G2	13,8 W

Order Code	Full Product Name	Consumo de energía
911401502444	DN589B LED12/840 P7PSU D125 VWB-M UE G2	7,5 W
911401592443	DN588B LED9/830 P6PSU D125 VWB-M G2	6,5 W
911401592543	DN588B LED9/840 P6PSU D125 VWB-M G2	6,5 W
911401592843	DN589B LED11/830 P8PSU D125 VWB-M G2	8,3 W
911401592943	DN589B LED11/840 P8PSU D125 VWB-M G2	8,3 W
911401593243	DN589B LED11/830 P8PSD D125 VWB-M G2	8 W
911401593343	DN589B LED11/840 P8PSD D125 VWB-M G2	8 W
911401593643	DN590B LED17/830 P13PSU D125 VWB-M G2	13,3 W
911401593743	DN590B LED17/840 P13PSU D125 VWB-M G2	13,3 W
911401594043	DN590B LED17/830 P14PSD D125 VWB-M G2	13,8 W
911401594143	DN590B LED17/840 P14PSD D125 VWB-M G2	13,8 W
911401594443	DN591B LED22/830 P17PSU D125 VWB-M G2	16,8 W
911401594543	DN591B LED22/840 P17PSU D125 VWB-M G2	16,8 W
911401594843	DN591B LED22/830 P18PSD D125 VWB-M G2	17,7 W
911401594943	DN591B LED22/840 P18PSD D125 VWB-M G2	17,7 W
911401595243	DN591X LED22/840 P17WIA D125 VWB-M G2	17,1 W
911401595443	DN592B LED26/830 P21PSU D125 VWB-M G2	21,2 W
911401595543	DN592B LED26/840 P21PSU D125 VWB-M G2	21,2 W
911401595843	DN592B LED26/830 P22PSD D125 VWB-M G2	21,9 W
911401595943	DN592B LED26/840 P22PSD D125 VWB-M G2	21,9 W
911401596243	DN592X LED26/840 P21WIA D125 VWB-M G2	21,2 W

Order Code	Full Product Name	Consumo de energía
911401502644	DN590B LED17/840 P10PSU D150 WB UE G2	10 W
911401503144	DN591B LED23/840 P17PSU D150 WB WP G2	16,8 W
911401503244	DN592B LED27/830 P21PSU D150 WB G2	20,8 W
911401503344	DN592B LED27/840 P21PSU D150 WB G2	20,8 W
911401596443	DN589B LED12/830 P8PSU D150 WB G2	8,2 W
911401596543	DN589B LED12/840 P8PSU D150 WB G2	8,2 W
911401596643	DN590B LED18/830 P13PSU D150 WB G2	13,1 W
911401596743	DN590B LED18/840 P13PSU D150 WB G2	13,1 W
911401596843	DN591B LED23/830 P17PSU D150 WB G2	16,8 W
911401596943	DN591B LED23/840 P17PSU D150 WB G2	16,8 W
911401597043	DN589B LED12/830 P8PSD D150 WB G2	7,9 W
911401597143	DN589B LED12/840 P8PSD D150 WB G2	7,9 W
911401597243	DN590B LED18/830 P14PSD D150 WB G2	13,6 W
911401597343	DN590B LED18/840 P14PSD D150 WB G2	13,6 W
911401597443	DN591B LED23/830 P17PSD D150 WB G2	17,4 W
911401597543	DN591B LED23/840 P17PSD D150 WB G2	17,4 W
911401597643	DN589X LED12/840 P9WIA D150 WB G2	8,6 W
911401597743	DN592B LED27/830 P22PSD D150 WB G2	21,5 W
911401597843	DN592B LED27/840 P22PSD D150 WB G2	21,5 W
911401597943	DN592X LED27/840 P21WIA D150 WB G2	20,8 W

Controles y atenuación

Order Code	Full Product Name	Nivel de regulación	
		Regulable	máximo
911401502944	DN589B LED10/840 P8PSU D100 WB WP G2	No	-
911401591243	DN588B LED5/930 P4PSU D100 WB G2	No	-
911401591343	DN588B LED5/940 P4PSU D100 WB G2	No	-
911401591443	DN589B LED10/930 P8PSU D100 WB G2	No	-
911401591543	DN589B LED10/940 P8PSU D100 WB G2	No	-
911401591643	DN590B LED16/930 P13PSU D100 WB G2	No	-
911401591743	DN590B LED16/940 P13PSU D100 WB G2	No	-
911401591843	DN589B LED10/930 P8PSD D100 WB G2	Sí	1%
911401591943	DN589B LED10/940 P8PSD D100 WB G2	Sí	1%
911401592043	DN590B LED16/930 P14PSD D100 WB G2	Sí	1%
911401592143	DN590B LED16/940 P14PSD D100 WB G2	Sí	1%
911401592243	DN589X LED10/940 P9WIA D100 WB G2	Sí	3%
911401592343	DN590X LED16/940 P14WIA D100 WB G2	Sí	1%
911401500044	DN596B LED80/830 P62PSU D200 WB G2	No	-
911401500144	DN596B LED80/840 P62PSU D200 WB G2	No	-
911401500444	DN596B LED80/830 P59PSD D200 WB G2	Sí	1%
911401500544	DN596B LED80/840 P59PSD D200 WB G2	Sí	1%
911401500844	DN591B LED19/830 P13PSU D200 WB G2	No	-
911401500944	DN591B LED19/840 P13PSU D200 WB G2	No	-
911401501244	DN591B LED19/830 P13PSD D200 WB G2	Sí	1%
911401501344	DN591B LED19/840 P13PSD D200 WB G2	Sí	1%
911401501544	DN591X LED19/840 P13WIA D200 WB G2	Sí	1%
911401501844	DN593B LED29/830 P20PSU D200 WB G2	No	-
911401501944	DN593B LED29/840 P20PSU D200 WB G2	No	-

Order Code	Full Product Name	Nivel de regulación	
		Regulable	máximo
911401502244	DN593B LED29/830 P21PSD D200 WB G2	Sí	1%
911401502344	DN593B LED29/840 P21PSD D200 WB G2	Sí	1%
911401502844	DN591B LED23/840 P13PSU D200 WB UE G2	No	-
911401598243	DN594B LED42/830 P30PSU D200 WB G2	No	-
911401598343	DN594B LED42/840 P30PSU D200 WB G2	No	-
911401598643	DN594B LED42/830 P31PSD D200 WB G2	Sí	1%
911401598743	DN594B LED42/840 P31PSD D200 WB G2	Sí	1%
911401598943	DN594X LED42/840 P30WIA D200 WB G2	Sí	1%
911401599243	DN595B LED61/830 P46PSU D200 WB G2	No	-
911401599343	DN595B LED61/840 P46PSU D200 WB G2	No	-
911401599643	DN595B LED61/830 P47PSD D200 WB G2	Sí	1%
911401599743	DN595B LED61/840 P47PSD D200 WB G2	Sí	1%
911401500244	DN596B LED80/830 P59PSD D200 VWB-M G2	Sí	1%
911401500344	DN596B LED80/840 P59PSD D200 VWB-M G2	Sí	1%
911401500644	DN591B LED19/830 P13PSU D200 VWB-M G2	No	-
911401500744	DN591B LED19/840 P13PSU D200 VWB-M G2	No	-
911401501044	DN591B LED19/830 P13PSD D200 VWB-M G2	Sí	1%
911401501144	DN591B LED19/840 P13PSD D200 VWB-M G2	Sí	1%

Order Code	Full Product Name	Regulable	Nivel de regulación	
				máximo
911401501444	DN591X LED19/840 P13WIA D200 VWB-M G2	Sí		1%
911401501644	DN593B LED29/830 P20PSU D200 VWB-M G2	No		-
911401501744	DN593B LED29/840 P20PSU D200 VWB-M G2	No		-
911401502044	DN593B LED29/830 P21PSD D200 VWB-M G2	Sí		1%
911401502144	DN593B LED29/840 P21PSD D200 VWB-M G2	Sí		1%
911401502744	DN591B LED23/840 P13PSU D200 VWB-M UE G2	No		-
911401598043	DN594B LED42/830 P30PSU D200 VWB-M G2	No		-
911401598143	DN594B LED42/840 P30PSU D200 VWB-M G2	No		-
911401598443	DN594B LED42/830 P31PSD D200 VWB-M G2	Sí		1%
911401598543	DN594B LED42/840 P31PSD D200 VWB-M G2	Sí		1%
911401598843	DN594X LED42/840 P30WIA D200 VWB-M G2	Sí		1%
911401599043	DN595B LED61/830 P46PSU D200 VWB-M G2	No		-
911401599143	DN595B LED61/840 P46PSU D200 VWB-M G2	No		-
911401599443	DN595B LED61/830 P47PSD D200 VWB-M G2	Sí		1%
911401599543	DN595B LED61/840 P47PSD D200 VWB-M G2	Sí		1%
911401599843	DN596B LED80/830 P62PSU D200 VWB-M G2	No		-
911401599943	DN596B LED80/840 P62PSU D200 VWB-M G2	No		-
911401502544	DN589B LED12/840 P7PSU D125 WB UE G2	No		-
911401503044	DN590B LED17/840 P13PSU D125 WB WP G2	No		-
911401592643	DN588B LED9/830 P6PSU D125 WB G2	No		-
911401592743	DN588B LED9/840 P6PSU D125 WB G2	No		-
911401593043	DN589B LED11/830 P8PSU D125 WB G2	No		-
911401593143	DN589B LED11/840 P8PSU D125 WB G2	No		-
911401593443	DN589B LED11/830 P8PSD D125 WB G2	Sí		1%
911401593543	DN589B LED11/840 P8PSD D125 WB G2	Sí		1%
911401593843	DN590B LED17/830 P13PSU D125 WB G2	No		-
911401593943	DN590B LED17/840 P13PSU D125 WB G2	No		-
911401594243	DN590B LED17/830 P14PSD D125 WB G2	Sí		1%
911401594343	DN590B LED17/840 P14PSD D125 WB G2	Sí		1%
911401594643	DN591B LED22/830 P17PSU D125 WB G2	No		-
911401594743	DN591B LED22/840 P17PSU D125 WB G2	No		-
911401595043	DN591B LED22/830 P18PSD D125 WB G2	Sí		1%

Order Code	Full Product Name	Regulable	Nivel de regulación	
				máximo
911401595143	DN591B LED22/840 P18PSD D125 WB G2	Sí		1%
911401595343	DN591X LED22/840 P17WIA D125 WB G2	Sí		1%
911401595643	DN592B LED26/830 P21PSU D125 WB G2	No		-
911401595743	DN592B LED26/840 P21PSU D125 WB G2	No		-
911401596043	DN592B LED26/830 P22PSD D125 WB G2	Sí		1%
911401596143	DN592B LED26/840 P22PSD D125 WB G2	Sí		1%
911401596343	DN592X LED26/840 P21WIA D125 WB G2	Sí		1%
911401588543	DN588B LED5/930 P4PSU D75 NB G2	No		-
911401588643	DN588B LED5/940 P4PSU D75 NB G2	No		-
911401588743	DN588B LED5/930 P4PSU D75 MB G2	No		-
911401588843	DN588B LED5/940 P4PSU D75 MB G2	No		-
911401588943	DN588B LED5/930 P4PSU D75 WB G2	No		-
911401589043	DN588B LED5/940 P4PSU D75 WB G2	No		-
911401589143	DN589B LED10/930 P8PSU D75 NB G2	No		-
911401589243	DN589B LED10/940 P8PSU D75 NB G2	No		-
911401589343	DN589B LED10/930 P8PSU D75 MB G2	No		-
911401589443	DN589B LED10/940 P8PSU D75 MB G2	No		-
911401589543	DN589B LED10/930 P8PSU D75 WB G2	No		-
911401589643	DN589B LED10/940 P8PSU D75 WB G2	No		-
911401589743	DN590B LED15/930 P14PSU D75 NB G2	No		-
911401589843	DN590B LED15/940 P14PSU D75 NB G2	No		-
911401589943	DN590B LED15/930 P14PSU D75 MB G2	No		-
911401590043	DN590B LED15/940 P14PSU D75 MB G2	No		-
911401590143	DN590B LED15/930 P14PSU D75 WB G2	No		-
911401590243	DN590B LED15/940 P14PSU D75 WB G2	No		-
911401590343	DN590B LED15/930 P14PSD D75 NB G2	Sí		1%
911401590443	DN590B LED15/940 P14PSD D75 NB G2	Sí		1%
911401590543	DN590B LED15/930 P14PSD D75 MB G2	Sí		1%
911401590643	DN590B LED15/940 P14PSD D75 MB G2	Sí		1%
911401590743	DN590B LED15/930 P14PSD D75 WB G2	Sí		1%
911401590843	DN590B LED15/940 P14PSD D75 WB G2	Sí		1%
911401590943	DN590X LED15/940 P14WIA D75 NB G2	Sí		1%
911401591043	DN590X LED15/940 P14WIA D75 MB G2	Sí		1%
911401591143	DN590X LED15/940 P14WIA D75 WB G2	Sí		1%
911401502444	DN589B LED12/840 P7PSU D125 VWB-M UE G2	No		-
911401592443	DN588B LED9/830 P6PSU D125 VWB-M G2	No		-
911401592543	DN588B LED9/840 P6PSU D125 VWB-M G2	No		-
911401592843	DN589B LED11/830 P8PSU D125 VWB-M G2	No		-
911401592943	DN589B LED11/840 P8PSU D125 VWB-M G2	No		-
911401593243	DN589B LED11/830 P8PSD D125 VWB-M G2	Sí		1%
911401593343	DN589B LED11/840 P8PSD D125 VWB-M G2	Sí		1%
911401593643	DN590B LED17/830 P13PSU D125 VWB-M G2	No		-

Order Code	Full Product Name	Regulable	Nivel de regulación máximo
911401593743	DN590B LED17/840 P13PSU D125 VWB-M G2	No	-
911401594043	DN590B LED17/830 P14PSD D125 VWB-M G2	Sí	1%
911401594143	DN590B LED17/840 P14PSD D125 VWB-M G2	Sí	1%
911401594443	DN591B LED22/830 P17PSU D125 VWB-M G2	No	-
911401594543	DN591B LED22/840 P17PSU D125 VWB-M G2	No	-
911401594843	DN591B LED22/830 P18PSD D125 VWB-M G2	Sí	1%
911401594943	DN591B LED22/840 P18PSD D125 VWB-M G2	Sí	1%
911401595243	DN591X LED22/840 P17WIA D125 VWB-M G2	Sí	1%
911401595443	DN592B LED26/830 P21PSU D125 VWB-M G2	No	-
911401595543	DN592B LED26/840 P21PSU D125 VWB-M G2	No	-
911401595843	DN592B LED26/830 P22PSD D125 VWB-M G2	Sí	1%
911401595943	DN592B LED26/840 P22PSD D125 VWB-M G2	Sí	1%

Order Code	Full Product Name	Regulable	Nivel de regulación máximo
911401596243	DN592X LED26/840 P21WIA D125 VWB-M G2	Sí	1%
911401502644	DN590B LED17/840 P10PSU D150 WB UE G2	No	-
911401503144	DN591B LED23/840 P17PSU D150 WB WP G2	No	-
911401503244	DN592B LED27/830 P21PSU D150 WB G2	No	-
911401503344	DN592B LED27/840 P21PSU D150 WB G2	No	-
911401596443	DN589B LED12/830 P8PSU D150 WB G2	No	-
911401596543	DN589B LED12/840 P8PSU D150 WB G2	No	-
911401596643	DN590B LED18/830 P13PSU D150 WB G2	No	-
911401596743	DN590B LED18/840 P13PSU D150 WB G2	No	-
911401596843	DN591B LED23/830 P17PSU D150 WB G2	No	-
911401596943	DN591B LED23/840 P17PSU D150 WB G2	No	-
911401597043	DN589B LED12/830 P8PSD D150 WB G2	Sí	1%
911401597143	DN589B LED12/840 P8PSD D150 WB G2	Sí	1%
911401597243	DN590B LED18/830 P14PSD D150 WB G2	Sí	1%
911401597343	DN590B LED18/840 P14PSD D150 WB G2	Sí	1%
911401597443	DN591B LED23/830 P17PSD D150 WB G2	Sí	1%
911401597543	DN591B LED23/840 P17PSD D150 WB G2	Sí	1%
911401597643	DN589X LED12/840 P9WIA D150 WB G2	Sí	3%
911401597743	DN592B LED27/830 P22PSD D150 WB G2	Sí	1%
911401597843	DN592B LED27/840 P22PSD D150 WB G2	Sí	1%
911401597943	DN592X LED27/840 P21WIA D150 WB G2	Sí	1%

## Mecánica y carcasa

Order Code	Full Product Name	Código de protección de ingreso
911401502944	DN589B LED10/840 P8PSU D100 WB WP G2	IP20 (IP65 frontal)
911401591243	DN588B LED5/930 P4PSU D100 WB G2	IP20
911401591343	DN588B LED5/940 P4PSU D100 WB G2	IP20
911401591443	DN589B LED10/930 P8PSU D100 WB G2	IP20
911401591543	DN589B LED10/940 P8PSU D100 WB G2	IP20
911401591643	DN590B LED16/930 P13PSU D100 WB G2	IP20
911401591743	DN590B LED16/940 P13PSU D100 WB G2	IP20
911401591843	DN589B LED10/930 P8PSD D100 WB G2	IP20
911401591943	DN589B LED10/940 P8PSD D100 WB G2	IP20
911401592043	DN590B LED16/930 P14PSD D100 WB G2	IP20
911401592143	DN590B LED16/940 P14PSD D100 WB G2	IP20
911401592243	DN589X LED10/940 P9WIA D100 WB G2	IP20
911401592343	DN590X LED16/940 P14WIA D100 WB G2	IP20
911401500044	DN596B LED80/830 P62PSU D200 WB G2	IP20
911401500144	DN596B LED80/840 P62PSU D200 WB G2	IP20
911401500444	DN596B LED80/830 P59PSD D200 WB G2	IP20
911401500544	DN596B LED80/840 P59PSD D200 WB G2	IP20
911401500844	DN591B LED19/830 P13PSU D200 WB G2	IP20
911401500944	DN591B LED19/840 P13PSU D200 WB G2	IP20
911401501244	DN591B LED19/830 P13PSD D200 WB G2	IP20

Order Code	Full Product Name	Código de protección de ingreso
911401501344	DN591B LED19/840 P13PSD D200 WB G2	IP20
911401501544	DN591X LED19/840 P13WIA D200 WB G2	IP20
911401501844	DN593B LED29/830 P20PSU D200 WB G2	IP20
911401501944	DN593B LED29/840 P20PSU D200 WB G2	IP20
911401502244	DN593B LED29/830 P21PSD D200 WB G2	IP20
911401502344	DN593B LED29/840 P21PSD D200 WB G2	IP20
911401502844	DN591B LED23/840 P13PSU D200 WB UE G2	IP20
911401598243	DN594B LED42/830 P30PSU D200 WB G2	IP20
911401598343	DN594B LED42/840 P30PSU D200 WB G2	IP20
911401598643	DN594B LED42/830 P31PSD D200 WB G2	IP20
911401598743	DN594B LED42/840 P31PSD D200 WB G2	IP20
911401598943	DN594X LED42/840 P30WIA D200 WB G2	IP20
911401599243	DN595B LED61/830 P46PSU D200 WB G2	IP20
911401599343	DN595B LED61/840 P46PSU D200 WB G2	IP20
911401599643	DN595B LED61/830 P47PSD D200 WB G2	IP20
911401599743	DN595B LED61/840 P47PSD D200 WB G2	IP20
911401500244	DN596B LED80/830 P59PSD D200 VWB-M G2	IP20
911401500344	DN596B LED80/840 P59PSD D200 VWB-M G2	IP20
911401500644	DN591B LED19/830 P13PSU D200 VWB-M G2	IP20
911401500744	DN591B LED19/840 P13PSU D200 VWB-M G2	IP20

Order Code	Full Product Name	Código de protección de ingreso
911401501044	DN591B LED19/830 P13PSD D200 VWB-M G2	IP20
911401501144	DN591B LED19/840 P13PSD D200 VWB-M G2	IP20
911401501444	DN591X LED19/840 P13WIA D200 VWB-M G2	IP20
911401501644	DN593B LED29/830 P20PSU D200 VWB-M G2	IP20
911401501744	DN593B LED29/840 P20PSU D200 VWB-M G2	IP20
911401502044	DN593B LED29/830 P21PSD D200 VWB-M G2	IP20
911401502144	DN593B LED29/840 P21PSD D200 VWB-M G2	IP20
911401502744	DN591B LED23/840 P13PSU D200 VWB-M UE G2	IP20
911401598043	DN594B LED42/830 P30PSU D200 VWB-M G2	IP20
911401598143	DN594B LED42/840 P30PSU D200 VWB-M G2	IP20
911401598443	DN594B LED42/830 P31PSD D200 VWB-M G2	IP20
911401598543	DN594B LED42/840 P31PSD D200 VWB-M G2	IP20
911401598843	DN594X LED42/840 P30WIA D200 VWB-M G2	IP20
911401599043	DN595B LED61/830 P46PSU D200 VWB-M G2	IP20
911401599143	DN595B LED61/840 P46PSU D200 VWB-M G2	IP20
911401599443	DN595B LED61/830 P47PSD D200 VWB-M G2	IP20
911401599543	DN595B LED61/840 P47PSD D200 VWB-M G2	IP20
911401599843	DN596B LED80/830 P62PSU D200 VWB-M G2	IP20
911401599943	DN596B LED80/840 P62PSU D200 VWB-M G2	IP20
911401502544	DN589B LED12/840 P7PSU D125 WB UE G2	IP20
911401503044	DN590B LED17/840 P13PSU D125 WB WP G2	IP20 (IP65 frontal)
911401592643	DN588B LED9/830 P6PSU D125 WB G2	IP20
911401592743	DN588B LED9/840 P6PSU D125 WB G2	IP20
911401593043	DN589B LED11/830 P8PSU D125 WB G2	IP20
911401593143	DN589B LED11/840 P8PSU D125 WB G2	IP20
911401593443	DN589B LED11/830 P8PSD D125 WB G2	IP20
911401593543	DN589B LED11/840 P8PSD D125 WB G2	IP20
911401593843	DN590B LED17/830 P13PSU D125 WB G2	IP20
911401593943	DN590B LED17/840 P13PSU D125 WB G2	IP20
911401594243	DN590B LED17/830 P14PSD D125 WB G2	IP20
911401594343	DN590B LED17/840 P14PSD D125 WB G2	IP20
911401594643	DN591B LED22/830 P17PSU D125 WB G2	IP20
911401594743	DN591B LED22/840 P17PSU D125 WB G2	IP20
911401595043	DN591B LED22/830 P18PSD D125 WB G2	IP20
911401595143	DN591B LED22/840 P18PSD D125 WB G2	IP20
911401595343	DN591X LED22/840 P17WIA D125 WB G2	IP20
911401595643	DN592B LED26/830 P21PSU D125 WB G2	IP20
911401595743	DN592B LED26/840 P21PSU D125 WB G2	IP20
911401596043	DN592B LED26/830 P22PSD D125 WB G2	IP20
911401596143	DN592B LED26/840 P22PSD D125 WB G2	IP20
911401596343	DN592X LED26/840 P21WIA D125 WB G2	IP20
911401588543	DN588B LED5/930 P4PSU D75 NB G2	IP20
911401588643	DN588B LED5/940 P4PSU D75 NB G2	IP20
911401588743	DN588B LED5/930 P4PSU D75 MB G2	IP20
911401588843	DN588B LED5/940 P4PSU D75 MB G2	IP20
911401588943	DN588B LED5/930 P4PSU D75 WB G2	IP20
911401589043	DN588B LED5/940 P4PSU D75 WB G2	IP20
911401589143	DN589B LED10/930 P8PSU D75 NB G2	IP20
911401589243	DN589B LED10/940 P8PSU D75 NB G2	IP20
911401589343	DN589B LED10/930 P8PSU D75 MB G2	IP20

Order Code	Full Product Name	Código de protección de ingreso
911401589443	DN589B LED10/940 P8PSU D75 MB G2	IP20
911401589543	DN589B LED10/930 P8PSU D75 WB G2	IP20
911401589643	DN589B LED10/940 P8PSU D75 WB G2	IP20
911401589743	DN590B LED15/930 P14PSU D75 NB G2	IP20
911401589843	DN590B LED15/940 P14PSU D75 NB G2	IP20
911401589943	DN590B LED15/930 P14PSU D75 MB G2	IP20
911401590043	DN590B LED15/940 P14PSU D75 MB G2	IP20
911401590143	DN590B LED15/930 P14PSU D75 WB G2	IP20
911401590243	DN590B LED15/940 P14PSU D75 WB G2	IP20
911401590343	DN590B LED15/930 P14PSD D75 NB G2	IP20
911401590443	DN590B LED15/940 P14PSD D75 NB G2	IP20
911401590543	DN590B LED15/930 P14PSD D75 MB G2	IP20
911401590643	DN590B LED15/940 P14PSD D75 MB G2	IP20
911401590743	DN590B LED15/930 P14PSD D75 WB G2	IP20
911401590843	DN590B LED15/940 P14PSD D75 WB G2	IP20
911401590943	DN590X LED15/940 P14WIA D75 NB G2	IP20
911401591043	DN590X LED15/940 P14WIA D75 MB G2	IP20
911401591143	DN590X LED15/940 P14WIA D75 WB G2	IP20
911401502444	DN589B LED12/840 P7PSU D125 VWB-M UE G2	IP20
911401592443	DN588B LED9/830 P6PSU D125 VWB-M G2	IP20
911401592543	DN588B LED9/840 P6PSU D125 VWB-M G2	IP20
911401592843	DN589B LED11/830 P8PSU D125 VWB-M G2	IP20
911401592943	DN589B LED11/840 P8PSU D125 VWB-M G2	IP20
911401593243	DN589B LED11/830 P8PSD D125 VWB-M G2	IP20
911401593343	DN589B LED11/840 P8PSD D125 VWB-M G2	IP20
911401593643	DN590B LED17/830 P13PSU D125 VWB-M G2	IP20
911401593743	DN590B LED17/840 P13PSU D125 VWB-M G2	IP20
911401594043	DN590B LED17/830 P14PSD D125 VWB-M G2	IP20
911401594143	DN590B LED17/840 P14PSD D125 VWB-M G2	IP20
911401594443	DN591B LED22/830 P17PSU D125 VWB-M G2	IP20
911401594543	DN591B LED22/840 P17PSU D125 VWB-M G2	IP20
911401594843	DN591B LED22/830 P18PSD D125 VWB-M G2	IP20
911401594943	DN591B LED22/840 P18PSD D125 VWB-M G2	IP20
911401595243	DN591X LED22/840 P17WIA D125 VWB-M G2	IP20
911401595443	DN592B LED26/830 P21PSU D125 VWB-M G2	IP20
911401595543	DN592B LED26/840 P21PSU D125 VWB-M G2	IP20
911401595843	DN592B LED26/830 P22PSD D125 VWB-M G2	IP20
911401595943	DN592B LED26/840 P22PSD D125 VWB-M G2	IP20
911401596243	DN592X LED26/840 P21WIA D125 VWB-M G2	IP20
911401502644	DN590B LED17/840 P10PSU D150 WB UE G2	IP20
911401503144	DN591B LED23/840 P17PSU D150 WB WP G2	IP20 (IP65 frontal)
911401503244	DN592B LED27/830 P21PSU D150 WB G2	IP20
911401503344	DN592B LED27/840 P21PSU D150 WB G2	IP20
911401596443	DN589B LED12/830 P8PSU D150 WB G2	IP20
911401596543	DN589B LED12/840 P8PSU D150 WB G2	IP20
911401596643	DN590B LED18/830 P13PSU D150 WB G2	IP20
911401596743	DN590B LED18/840 P13PSU D150 WB G2	IP20
911401596843	DN591B LED23/830 P17PSU D150 WB G2	IP20
911401596943	DN591B LED23/840 P17PSU D150 WB G2	IP20
911401597043	DN589B LED12/830 P8PSD D150 WB G2	IP20

Order Code	Full Product Name	Código de protección de ingreso
911401597143	DN589B LED12/840 P8PSD D150 WB G2	IP20
911401597243	DN590B LED18/830 P14PSD D150 WB G2	IP20
911401597343	DN590B LED18/840 P14PSD D150 WB G2	IP20
911401597443	DN591B LED23/830 P17PSD D150 WB G2	IP20
911401597543	DN591B LED23/840 P17PSD D150 WB G2	IP20

Order Code	Full Product Name	Código de protección de ingreso
911401597643	DN589X LED12/840 P9WIA D150 WB G2	IP20
911401597743	DN592B LED27/830 P22PSD D150 WB G2	IP20
911401597843	DN592B LED27/840 P22PSD D150 WB G2	IP20
911401597943	DN592X LED27/840 P21WIA D150 WB G2	IP20

