



LuxSpace Pro – high efficiency, visual comfort and a stylish design

LuxSpace Pro

Philips LuxSpace Pro builds on the LuxSpace family's reputation for superb performance, extremely low energy use, high visual comfort and appearance design. This next generation of reliable LED downlights comes in an elegant design with a deep, recessed architecture and increased reflector depth to highlight the smallest of details. LuxSpace Pro is also a shining example of versatility. This energy-saving LED downlight is available in a comprehensive range of configurations from 450 to 8,000 lumen, 3inch to 8inch, with the option to choose fixed, dimmable, or Interact Ready variants. This makes LuxSpace Pro the perfect 'mix and match' solution for potentially broad and extended applications that require different lighting ambiances, with one cohesive luminaire look and feel.

Benefits

- Energy-efficient LED
- Creates a gentle, natural light, ensuring visual comfort
- Perfect ceiling integration with narrow rim
- Option of glossy faceted & matte clear aluminized (UGR19), or faceted & matte white reflector
- Durable LED quality and reliability
- Supports Human Centric Lighting with Tunable White and integrated lighting controls

LuxSpace Pro


Features

- Best-in-class efficacy with up to 170lm/W
- Deep recessed architecture with increased reflector depth
- Spacious installation area with improved narrow rim width
- Choice of multiple optics: Facetted, matt and white
- 75,000 hours lifetime @L70/B50 Ta 25°C
- 50,000 hours lifetime @L80/B10 Ta 25°C
- DALI and wireless Interact compatible

Application

- Retail
- Offices
- Hospitals and Care Centers
- Hospitality
- Airports
- Exhibition Center

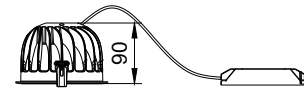
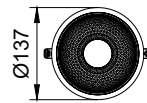
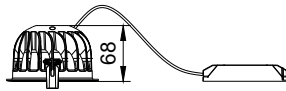
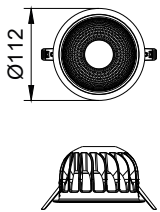
Versions



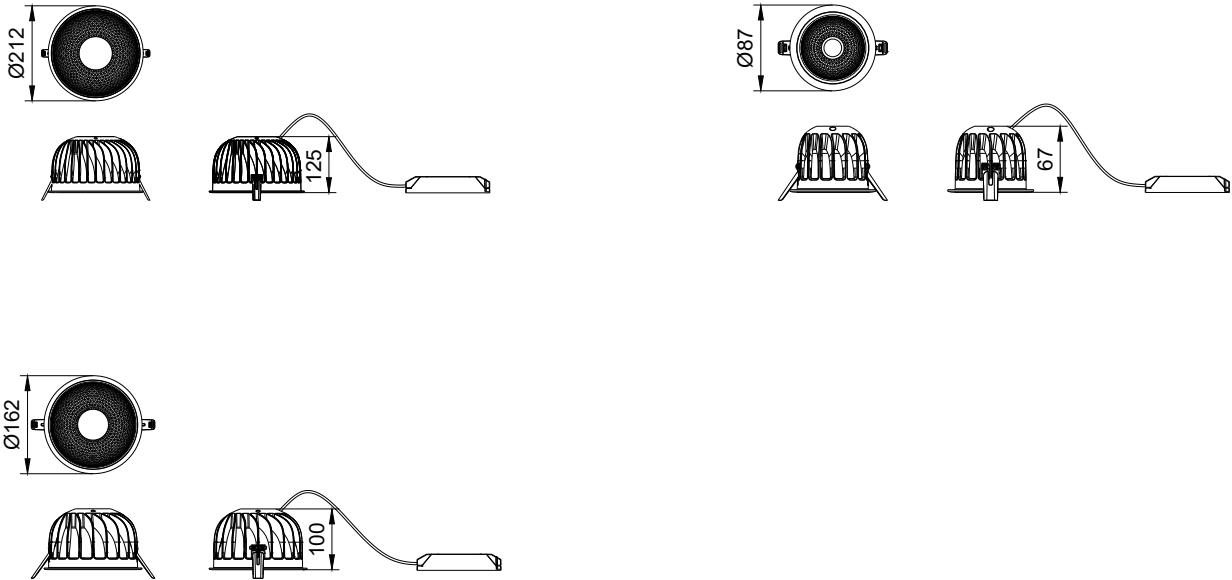
LuxSpace Pro

LuxSpace Pro

Dimensional drawing



Dimensional drawing



General Information

Service tag Yes

Operating and Electrical

Protection class IEC Safety class II

Line Frequency 50 or 60 Hz

Mechanical and Housing

Optical cover type Polycarbonate

Diffuser

Housing Color White

Mech. impact protection code IK03

Approval and Application

CE mark Yes

Initial Performance (IEC Compliant)

Luminous flux tolerance +/-10%

Light Technical (1/2)

Order Code	Full Product Name	Correlated Color Temperature (Nom)	Color rendering index (CRI)	Luminous Efficacy (rated) (Nom)	Luminous Flux
911401502944	DN589B LED10/840 P8PSU D100 WB WP G2	4000 K	80	127 lm/W	1,070 lm
911401503544	DN589B LED11/TNW P10PSD D100 WB G2	Tunable white 2700-6500 K	>90	106 lm/W	1,050 lm
911401504344	DN589B LED10/CED P10PSD D100 WB G2	Tunable white 2700-6500 K	>80	96 lm/W	970 lm
911401505144	DN589X LED8/TNW P7PSD D100 WB G2	Tunable white 2700-6500 K	>90	106 lm/W	750 lm
911401505944	DN589X LED7/CED P7PSD D100 WB G2	Tunable white 2700-6500 K	>80	100 lm/W	720 lm
911401591243	DN588B LED5/930 P4PSU D100 WB G2	3000 K	90	110 lm/W	450 lm
911401591343	DN588B LED5/940 P4PSU D100 WB G2	4000 K	90	117 lm/W	480 lm
911401591443	DN589B LED10/930 P8PSU D100 WB G2	3000 K	90	115 lm/W	970 lm
911401591543	DN589B LED10/940 P8PSU D100 WB G2	4000 K	90	121 lm/W	1,020 lm
911401591643	DN590B LED16/930 P13PSU D100 WB G2	3000 K	90	110 lm/W	1,490 lm
911401591743	DN590B LED16/940 P13PSU D100 WB G2	4000 K	90	116 lm/W	1,570 lm

Order Code	Full Product Name	Correlated Color Temperature (Nom)	Color rendering index (CRI)	Luminous Efficacy (rated) (Nom)	Luminous Flux
911401591843	DN589B LED10/930 P8PSD D100 WB G2	3000 K	90	117 lm/W	890 lm
911401591943	DN589B LED10/940 P8PSD D100 WB G2	4000 K	90	124 lm/W	940 lm
911401592043	DN590B LED16/930 P14PSD D100 WB G2	3000 K	90	106 lm/W	1,490 lm
911401592143	DN590B LED16/940 P14PSD D100 WB G2	4000 K	90	112 lm/W	1,570 lm
911401592243	DN589X LED10/940 P9WIA D100 WB G2	4000 K	90	116 lm/W	1,020 lm
911401592343	DN590X LED16/940 P14WIA D100 WB G2	4000 K	90	115 lm/W	1,570 lm
911401503744	DN591B LED21/TNW P18PSD D125 VWB G2	Tunable white 2700-6500 K	>90	115 lm/W	2,080 lm
911401504544	DN591B LED19/CED P18PSD D125 VWB G2	Tunable white 2700-6500 K	>80	104 lm/W	1,910 lm
911401505344	DN591X LED17/TNW P13PSD D125 VWB G2	Tunable white 2700-6500 K	>90	122 lm/W	1,640 lm
911401506144	DN591X LED15/CED P14PSD D125 VWB G2	Tunable white 2700-6500 K	>80	111 lm/W	1,510 lm
911401500044	DN596B LED80/830 P62PSU D200 WB G2	3000 K	80	124 lm/W	7,650 lm
911401500144	DN596B LED80/840 P62PSU D200 WB G2	4000 K	80	130 lm/W	7,980 lm
911401500444	DN596B LED80/830 P59PSD D200 WB G2	3000 K	80	120 lm/W	7,120 lm
911401500544	DN596B LED80/840 P59PSD D200 WB G2	4000 K	80	126 lm/W	7,430 lm
911401500844	DN591B LED19/830 P13PSU D200 WB G2	3000 K	80	143 lm/W	1,830 lm
911401500944	DN591B LED19/840 P13PSU D200 WB G2	4000 K	80	149 lm/W	1,910 lm
911401501244	DN591B LED19/830 P13PSD D200 WB G2	3000 K	80	138 lm/W	1,830 lm
911401501344	DN591B LED19/840 P13PSD D200 WB G2	4000 K	80	144 lm/W	1,910 lm
911401501544	DN591X LED19/840 P13WIA D200 WB G2	4000 K	80	148 lm/W	1,910 lm
911401501844	DN593B LED29/830 P20PSU D200 WB G2	3000 K	80	140 lm/W	2,820 lm
911401501944	DN593B LED29/840 P20PSU D200 WB G2	4000 K	80	146 lm/W	2,940 lm
911401502244	DN593B LED29/830 P21PSD D200 WB G2	3000 K	80	136 lm/W	2,820 lm
911401502344	DN593B LED29/840 P21PSD D200 WB G2	4000 K	80	141 lm/W	2,940 lm
911401502844	DN591B LED23/840 P13PSU D200 WB UE G2	4000 K	80	173 lm/W	2,280 lm
911401504044	DN594B LED37/TNW P30PSD D200 WB G2	Tunable white 2700-6500 K	>90	122 lm/W	3,690 lm

Order Code	Full Product Name	Correlated Color Temperature (Nom)	Color rendering index (CRI)	Luminous Efficacy (rated) (Nom)	Luminous Flux
911401504844	DN594B LED34/CED P31PSD D200 WB G2	Tunable white 2700-6500 K	>80	111 lm/W	3,420 lm
911401505644	DN594X LED39/TNW P32PSD D200 WB G2	Tunable white 2700-6500 K	>90	124 lm/W	3,920 lm
911401506444	DN594X LED36/CED P32PSD D200 WB G2	Tunable white 2700-6500 K	>80	113 lm/W	3,620 lm
911401598243	DN594B LED42/830 P30PSU D200 WB G2	3000 K	80	136 lm/W	4,050 lm
911401598343	DN594B LED42/840 P30PSU D200 WB G2	4000 K	80	142 lm/W	4,220 lm
911401598643	DN594B LED42/830 P31PSD D200 WB G2	3000 K	80	132 lm/W	4,050 lm
911401598743	DN594B LED42/840 P31PSD D200 WB G2	4000 K	80	137 lm/W	4,220 lm
911401598943	DN594X LED42/840 P30WIA D200 WB G2	4000 K	80	142 lm/W	4,220 lm
911401599243	DN595B LED61/830 P46PSU D200 WB G2	3000 K	80	130 lm/W	5,895 lm
911401599343	DN595B LED61/840 P46PSU D200 WB G2	4000 K	80	135 lm/W	6,120 lm
911401599643	DN595B LED61/830 P47PSD D200 WB G2	3000 K	80	126 lm/W	5,870 lm
911401599743	DN595B LED61/840 P47PSD D200 WB G2	4000 K	80	131 lm/W	6,120 lm
911401500244	DN596B LED80/830 P59PSD D200 VWB-M G2	3000 K	80	124 lm/W	7,300 lm
911401500344	DN596B LED80/840 P59PSD D200 VWB-M G2	4000 K	80	130 lm/W	7,660 lm
911401500644	DN591B LED19/830 P13PSU D200 VWB-M G2	3000 K	80	146 lm/W	1,870 lm
911401500744	DN591B LED19/840 P13PSU D200 VWB-M G2	4000 K	80	152 lm/W	1,950 lm
911401501044	DN591B LED19/830 P13PSD D200 VWB-M G2	3000 K	80	141 lm/W	1,870 lm
911401501144	DN591B LED19/840 P13PSD D200 VWB-M G2	4000 K	80	147 lm/W	1,950 lm
911401501444	DN591X LED19/840 P13WIA D200 VWB-M G2	4000 K	80	151 lm/W	1,950 lm
911401501644	DN593B LED29/830 P20PSU D200 VWB-M G2	3000 K	80	144 lm/W	2,890 lm
911401501744	DN593B LED29/840 P20PSU D200 VWB-M G2	4000 K	80	150 lm/W	3,020 lm
911401502044	DN593B LED29/830 P21PSD D200 VWB-M G2	3000 K	80	139 lm/W	2,890 lm
911401502144	DN593B LED29/840 P21PSD D200 VWB-M G2	4000 K	80	145 lm/W	3,020 lm
911401502744	DN591B LED23/840 P13PSU D200 VWB-M UE G2	4000 K	80	177 lm/W	2,330 lm

Order Code	Full Product Name	Correlated Color Temperature (Nom)	Color rendering index (CRI)	Luminous Efficacy (rated) (Nom)	Luminous Flux
911401598043	DN594B LED42/830 P30PSU D200 VWB-M G2	3000 K	80	140 lm/W	4,150 lm
911401598143	DN594B LED42/840 P30PSU D200 VWB-M G2	4000 K	80	145 lm/W	4,320 lm
911401598443	DN594B LED42/830 P31PSD D200 VWB-M G2	3000 K	80	135 lm/W	4,150 lm
911401598543	DN594B LED42/840 P31PSD D200 VWB-M G2	4000 K	80	141 lm/W	4,320 lm
911401598843	DN594X LED42/840 P30WIA D200 VWB-M G2	4000 K	80	145 lm/W	4,320 lm
911401599043	DN595B LED61/830 P46PSU D200 VWB-M G2	3000 K	80	132 lm/W	6,010 lm
911401599143	DN595B LED61/840 P46PSU D200 VWB-M G2	4000 K	80	138 lm/W	6,260 lm
911401599443	DN595B LED61/830 P47PSD D200 VWB-M G2	3000 K	80	130 lm/W	6,035 lm
911401599543	DN595B LED61/840 P47PSD D200 VWB-M G2	4000 K	80	134 lm/W	6,260 lm
911401599843	DN596B LED80/830 P62PSU D200 VWB-M G2	3000 K	80	127 lm/W	7,840 lm
911401599943	DN596B LED80/840 P62PSU D200 VWB-M G2	4000 K	80	133 lm/W	8,170 lm
911401502544	DN589B LED12/840 P7PSU D125 WB UE G2	4000 K	80	157 lm/W	1,180 lm
911401503044	DN590B LED17/840 P13PSU D125 WB WP G2	4000 K	80	131 lm/W	1,740 lm
911401503644	DN591B LED20/TNW P18PSD D125 WB G2	Tunable white 2700-6500 K	>90	112 lm/W	2,030 lm
911401504444	DN591B LED19/CED P18PSD D125 WB G2	Tunable white 2700-6500 K	>80	102 lm/W	1,870 lm
911401505244	DN591X LED16/TNW P13PSD D125 WB G2	Tunable white 2700-6500 K	>90	119 lm/W	1,600 lm
911401506044	DN591X LED15/CED P14PSD D125 WB G2	Tunable white 2700-6500 K	>80	108 lm/W	1,470 lm
911401592643	DN588B LED9/830 P6PSU D125 WB G2	3000 K	80	130 lm/W	845 lm
911401592743	DN588B LED9/840 P6PSU D125 WB G2	4000 K	80	134 lm/W	870 lm
911401593043	DN589B LED11/830 P8PSU D125 WB G2	3000 K	80	130 lm/W	1,075 lm
911401593143	DN589B LED11/840 P8PSU D125 WB G2	4000 K	80	135 lm/W	1,120 lm
911401593443	DN589B LED11/830 P8PSD D125 WB G2	3000 K	80	121 lm/W	970 lm
911401593543	DN589B LED11/840 P8PSD D125 WB G2	4000 K	80	126 lm/W	1,010 lm
911401593843	DN590B LED17/830 P13PSU D125 WB G2	3000 K	80	126 lm/W	1,670 lm
911401593943	DN590B LED17/840 P13PSU D125 WB G2	4000 K	80	131 lm/W	1,740 lm

Order Code	Full Product Name	Correlated Color Temperature (Nom)	Color rendering index (CRI)	Luminous Efficacy (rated) (Nom)	Luminous Flux
911401594243	DN590B LED17/830 P14PSD D125 WB G2	3000 K	80	121 lm/W	1,670 lm
911401594343	DN590B LED17/840 P14PSD D125 WB G2	4000 K	80	126 lm/W	1,740 lm
911401594643	DN591B LED22/830 P17PSU D125 WB G2	3000 K	80	125 lm/W	2,130 lm
911401594743	DN591B LED22/840 P17PSU D125 WB G2	4000 K	80	130 lm/W	2,220 lm
911401595043	DN591B LED22/830 P18PSD D125 WB G2	3000 K	80	120 lm/W	2,130 lm
911401595143	DN591B LED22/840 P18PSD D125 WB G2	4000 K	80	125 lm/W	2,220 lm
911401595343	DN591X LED22/840 P17WIA D125 WB G2	4000 K	80	130 lm/W	2,220 lm
911401595643	DN592B LED26/830 P21PSU D125 WB G2	3000 K	80	119 lm/W	2,530 lm
911401595743	DN592B LED26/840 P21PSU D125 WB G2	4000 K	80	125 lm/W	2,640 lm
911401596043	DN592B LED26/830 P22PSD D125 WB G2	3000 K	80	116 lm/W	2,530 lm
911401596143	DN592B LED26/840 P22PSD D125 WB G2	4000 K	80	121 lm/W	2,640 lm
911401596343	DN592X LED26/840 P21WIA D125 WB G2	4000 K	80	125 lm/W	2,640 lm
911401588543	DN588B LED5/930 P4PSU D75 NB G2	3000 K	90	100 lm/W	420 lm
911401588643	DN588B LED5/940 P4PSU D75 NB G2	4000 K	90	107 lm/W	450 lm
911401588743	DN588B LED5/930 P4PSU D75 MB G2	3000 K	90	100 lm/W	420 lm
911401588843	DN588B LED5/940 P4PSU D75 MB G2	4000 K	90	107 lm/W	450 lm
911401588943	DN588B LED5/930 P4PSU D75 WB G2	3000 K	90	100 lm/W	420 lm
911401589043	DN588B LED5/940 P4PSU D75 WB G2	4000 K	90	107 lm/W	450 lm
911401589143	DN589B LED10/930 P8PSU D75 NB G2	3000 K	90	108 lm/W	920 lm
911401589243	DN589B LED10/940 P8PSU D75 NB G2	4000 K	90	116 lm/W	990 lm
911401589343	DN589B LED10/930 P8PSU D75 MB G2	3000 K	90	108 lm/W	920 lm
911401589443	DN589B LED10/940 P8PSU D75 MB G2	4000 K	90	116 lm/W	990 lm
911401589543	DN589B LED10/930 P8PSU D75 WB G2	3000 K	90	108 lm/W	920 lm
911401589643	DN589B LED10/940 P8PSU D75 WB G2	4000 K	90	116 lm/W	990 lm
911401589743	DN590B LED15/930 P14PSU D75 NB G2	3000 K	90	104 lm/W	1,410 lm

Order Code	Full Product Name	Correlated Color Temperature (Nom)	Color rendering index (CRI)	Luminous Efficacy (rated) (Nom)	Luminous Flux
911401589843	DN590B LED15/940 P14PSU D75 NB G2	4000 K	90	111 lm/W	1,510 lm
911401589943	DN590B LED15/930 P14PSU D75 MB G2	3000 K	90	104 lm/W	1,410 lm
911401590043	DN590B LED15/940 P14PSU D75 MB G2	4000 K	90	111 lm/W	1,510 lm
911401590143	DN590B LED15/930 P14PSU D75 WB G2	3000 K	90	104 lm/W	1,410 lm
911401590243	DN590B LED15/940 P14PSU D75 WB G2	4000 K	90	111 lm/W	1,510 lm
911401590343	DN590B LED15/930 P14PSD D75 NB G2	3000 K	90	100 lm/W	1,410 lm
911401590443	DN590B LED15/940 P14PSD D75 NB G2	4000 K	90	107 lm/W	1,510 lm
911401590543	DN590B LED15/930 P14PSD D75 MB G2	3000 K	90	100 lm/W	1,410 lm
911401590643	DN590B LED15/940 P14PSD D75 MB G2	4000 K	90	107 lm/W	1,510 lm
911401590743	DN590B LED15/930 P14PSD D75 WB G2	3000 K	90	100 lm/W	1,410 lm
911401590843	DN590B LED15/940 P14PSD D75 WB G2	4000 K	90	107 lm/W	1,510 lm
911401590943	DN590X LED15/940 P14WIA D75 NB G2	4000 K	90	109 lm/W	1,510 lm
911401591043	DN590X LED15/940 P14WIA D75 MB G2	4000 K	90	109 lm/W	1,510 lm
911401591143	DN590X LED15/940 P14WIA D75 WB G2	4000 K	90	109 lm/W	1,510 lm
911401502444	DN589B LED12/840 P7PSU D125 VWB-M UE G2	4000 K	80	161 lm/W	1,210 lm
911401592443	DN588B LED9/830 P6PSU D125 VWB-M G2	3000 K	80	132 lm/W	860 lm
911401592543	DN588B LED9/840 P6PSU D125 VWB-M G2	4000 K	80	137 lm/W	890 lm
911401592843	DN589B LED11/830 P8PSU D125 VWB-M G2	3000 K	80	133 lm/W	1,100 lm
911401592943	DN589B LED11/840 P8PSU D125 VWB-M G2	4000 K	80	137 lm/W	1,140 lm
911401593243	DN589B LED11/830 P8PSD D125 VWB-M G2	3000 K	80	124 lm/W	990 lm
911401593343	DN589B LED11/840 P8PSD D125 VWB-M G2	4000 K	80	130 lm/W	1,040 lm
911401593643	DN590B LED17/830 P13PSU D125 VWB-M G2	3000 K	80	130 lm/W	1,725 lm
911401593743	DN590B LED17/840 P13PSU D125 VWB-M G2	4000 K	80	135 lm/W	1,790 lm
911401594043	DN590B LED17/830 P14PSD D125 VWB-M G2	3000 K	80	124 lm/W	1,710 lm
911401594143	DN590B LED17/840 P14PSD D125 VWB-M G2	4000 K	80	130 lm/W	1,790 lm

Order Code	Full Product Name	Correlated Color Temperature (Nom)	Color rendering index (CRI)	Luminous Efficacy (rated) (Nom)	Luminous Flux
911401594443	DN591B LED22/830 P17PSU D125 VWB-M G2	3000 K	80	127 lm/W	2,180 lm
911401594543	DN591B LED22/840 P17PSU D125 VWB-M G2	4000 K	80	133 lm/W	2,270 lm
911401594843	DN591B LED22/830 P18PSD D125 VWB-M G2	3000 K	80	123 lm/W	2,180 lm
911401594943	DN591B LED22/840 P18PSD D125 VWB-M G2	4000 K	80	130 lm/W	2,295 lm
911401595243	DN591X LED22/840 P17WIA D125 VWB-M G2	4000 K	80	133 lm/W	2,270 lm
911401595443	DN592B LED26/830 P21PSU D125 VWB-M G2	3000 K	80	122 lm/W	2,590 lm
911401595543	DN592B LED26/840 P21PSU D125 VWB-M G2	4000 K	80	127 lm/W	2,700 lm
911401595843	DN592B LED26/830 P22PSD D125 VWB-M G2	3000 K	80	118 lm/W	2,590 lm
911401595943	DN592B LED26/840 P22PSD D125 VWB-M G2	4000 K	80	123 lm/W	2,700 lm
911401596243	DN592X LED26/840 P21WIA D125 VWB-M G2	4000 K	80	127 lm/W	2,700 lm
911401504144	DN594B LED39/TNW P30PSD D200 VWB G2	Tunable white 2700-6500 K	>90	130 lm/W	3,925 lm
911401504944	DN594B LED36/CED P31PSD D200 VWB G2	Tunable white 2700-6500 K	>80	118 lm/W	3,610 lm
911401505744	DN594X LED41/TNW P32PSD D200 VWB G2	Tunable white 2700-6500 K	>90	131 lm/W	4,140 lm
911401506544	DN594X LED38/CED P32PSD D200 VWB G2	Tunable white 2700-6500 K	>80	120 lm/W	3,830 lm
911401502644	DN590B LED17/840 P10PSU D150 WB UE G2	4000 K	80	166 lm/W	1,660 lm
911401503144	DN591B LED23/840 P17PSU D150 WB WP G2	4000 K	80	135 lm/W	2,260 lm
911401503244	DN592B LED27/830 P21PSU D150 WB G2	3000 K	80	125 lm/W	2,610 lm
911401503344	DN592B LED27/840 P21PSU D150 WB G2	4000 K	80	131 lm/W	2,720 lm
911401503844	DN592B LED26/TNW P23PSD D150 WB G2	Tunable white 2700-6500 K	>90	115 lm/W	2,650 lm
911401504644	DN592B LED24/CED P24PSD D150 WB G2	Tunable white 2700-6500 K	>80	104 lm/W	2,440 lm
911401505444	DN592X LED29/TNW P25PSD D150 WB G2	Tunable white 2700-6500 K	>90	113 lm/W	2,860 lm
911401506244	DN592X LED26/CED P26PSD D150 WB G2	Tunable white 2700-6500 K	>80	102 lm/W	2,630 lm
911401596443	DN589B LED12/830 P8PSU D150 WB G2	3000 K	80	135 lm/W	1,110 lm
911401596543	DN589B LED12/840 P8PSU D150 WB G2	4000 K	80	141 lm/W	1,160 lm
911401596643	DN590B LED18/830 P13PSU D150 WB G2	3000 K	80	131 lm/W	1,710 lm

Order Code	Full Product Name	Correlated Color Temperature (Nom)	Color rendering index (CRI)	Luminous Efficacy (rated) (Nom)	Luminous Flux
911401596743	DN590B LED18/840 P13PSU D150 WB G2	4000 K	80	137 lm/W	1,790 lm
911401596843	DN591B LED23/830 P17PSU D150 WB G2	3000 K	80	130 lm/W	2,180 lm
911401596943	DN591B LED23/840 P17PSU D150 WB G2	4000 K	80	135 lm/W	2,260 lm
911401597043	DN589B LED12/830 P8PSD D150 WB G2	3000 K	80	125 lm/W	990 lm
911401597143	DN589B LED12/840 P8PSD D150 WB G2	4000 K	80	132 lm/W	1,040 lm
911401597243	DN590B LED18/830 P14PSD D150 WB G2	3000 K	80	126 lm/W	1,710 lm
911401597343	DN590B LED18/840 P14PSD D150 WB G2	4000 K	80	132 lm/W	1,790 lm
911401597443	DN591B LED23/830 P17PSD D150 WB G2	3000 K	80	125 lm/W	2,170 lm
911401597543	DN591B LED23/840 P17PSD D150 WB G2	4000 K	80	130 lm/W	2,260 lm
911401597643	DN589X LED12/840 P9WIA D150 WB G2	4000 K	80	135 lm/W	1,160 lm
911401597743	DN592B LED27/830 P22PSD D150 WB G2	3000 K	80	121 lm/W	2,610 lm
911401597843	DN592B LED27/840 P22PSD D150 WB G2	4000 K	80	127 lm/W	2,720 lm
911401597943	DN592X LED27/840 P21WIA D150 WB G2	4000 K	80	131 lm/W	2,720 lm
911401503944	DN592B LED28/TNW P23PSD D150 VWB G2	Tunable white 2700-6500 K	>90	122 lm/W	2,810 lm
911401504744	DN592B LED26/CED P24PSD D150 VWB G2	Tunable white 2700-6500 K	>80	110 lm/W	2,580 lm
911401505544	DN592X LED30/TNW P25PSD D150 VWB G2	Tunable white 2700-6500 K	>90	120 lm/W	3,030 lm
911401506344	DN592X LED28/CED P26PSD D150 VWB G2	Tunable white 2700-6500 K	>80	108 lm/W	2,780 lm

Light Technical (2/2)

Order Code	Full Product Name	Optic type	Order Code	Full Product Name	Optic type
911401502944	DN589B LED10/840 P8PSU D100 WB WP G2	High-reflective metal reflector Wide beam 40 to 80 degrees	911401591343	DN588B LED5/940 P4PSU D100 WB G2	High-reflective metal reflector Wide beam 40 to 80 degrees
911401503544	DN589B LED11/TNW P10PSD D100 WB G2	Beam angle 60°	911401591443	DN589B LED10/930 P8PSU D100 WB G2	High-reflective metal reflector Wide beam 40 to 80 degrees
911401504344	DN589B LED10/CED P10PSD D100 WB G2	Beam angle 60°	911401591543	DN589B LED10/940 P8PSU D100 WB G2	High-reflective metal reflector Wide beam 40 to 80 degrees
911401505144	DN589X LED8/TNW P7PSD D100 WB G2	Beam angle 60°	911401591643	DN590B LED16/930 P13PSU D100 WB G2	High-reflective metal reflector Wide beam 40 to 80 degrees
911401505944	DN589X LED7/CED P7PSD D100 WB G2	Beam angle 60°	911401591743	DN590B LED16/940 P13PSU D100 WB G2	High-reflective metal reflector Wide beam 40 to 80 degrees
911401591243	DN588B LED5/930 P4PSU D100 WB G2	High-reflective metal reflector Wide beam 40 to 80 degrees	911401591843	DN589B LED10/930 P8PSD D100 WB G2	High-reflective metal reflector Wide beam 40 to 80 degrees

Order Code	Full Product Name	Optic type
911401591943	DN589B LED10/940 P8PSD D100 WB G2	High-reflective metal reflector Wide beam 40 to 80 degrees
911401592043	DN590B LED16/930 P14PSD D100 WB G2	High-reflective metal reflector Wide beam 40 to 80 degrees
911401592143	DN590B LED16/940 P14PSD D100 WB G2	High-reflective metal reflector Wide beam 40 to 80 degrees
911401592243	DN589X LED10/940 P9WIA D100 WB G2	High-reflective metal reflector Wide beam 40 to 80 degrees
911401592343	DN590X LED16/940 P14WIA D100 WB G2	High-reflective metal reflector Wide beam 40 to 80 degrees
911401503744	DN591B LED21/TNW P18PSD D125 VWB G2	Beam angle 60 to 120°
911401504544	DN591B LED19/CED P18PSD D125 VWB G2	Beam angle 60 to 120°
911401505344	DN591X LED17/TNW P13PSD D125 VWB G2	Beam angle 60 to 120°
911401506144	DN591X LED15/CED P14PSD D125 VWB G2	Beam angle 60 to 120°
911401500044	DN596B LED80/830 P62PSU D200 WB G2	High-reflective metal reflector Wide beam 40 to 80 degrees
911401500144	DN596B LED80/840 P62PSU D200 WB G2	High-reflective metal reflector Wide beam 40 to 80 degrees
911401500444	DN596B LED80/830 P59PSD D200 WB G2	High-reflective metal reflector Wide beam 40 to 80 degrees
911401500544	DN596B LED80/840 P59PSD D200 WB G2	High-reflective metal reflector Wide beam 40 to 80 degrees
911401500844	DN591B LED19/830 P13PSU D200 WB G2	High-reflective metal reflector Wide beam 40 to 80 degrees
911401500944	DN591B LED19/840 P13PSU D200 WB G2	High-reflective metal reflector Wide beam 40 to 80 degrees
911401501244	DN591B LED19/830 P13PSD D200 WB G2	High-reflective metal reflector Wide beam 40 to 80 degrees
911401501344	DN591B LED19/840 P13PSD D200 WB G2	High-reflective metal reflector Wide beam 40 to 80 degrees
911401501544	DN591X LED19/840 P13WIA D200 WB G2	High-reflective metal reflector Wide beam 40 to 80 degrees
911401501844	DN593B LED29/830 P20PSU D200 WB G2	High-reflective metal reflector Wide beam 40 to 80 degrees
911401501944	DN593B LED29/840 P20PSU D200 WB G2	High-reflective metal reflector Wide beam 40 to 80 degrees
911401502244	DN593B LED29/830 P21PSD D200 WB G2	High-reflective metal reflector Wide beam 40 to 80 degrees
911401502344	DN593B LED29/840 P21PSD D200 WB G2	High-reflective metal reflector Wide beam 40 to 80 degrees
911401502844	DN591B LED23/840 P13PSU D200 WB UE G2	High-reflective metal reflector Wide beam 40 to 80 degrees
911401504044	DN594B LED37/TNW P30PSD D200 WB G2	Beam angle 60°
911401504844	DN594B LED34/CED P31PSD D200 WB G2	Beam angle 60°
911401505644	DN594X LED39/TNW P32PSD D200 WB G2	Beam angle 60°

Order Code	Full Product Name	Optic type
911401506444	DN594X LED36/CED P32PSD D200 WB G2	Beam angle 60°
911401598243	DN594B LED42/830 P30PSU D200 WB G2	High-reflective metal reflector Wide beam 40 to 80 degrees
911401598343	DN594B LED42/840 P30PSU D200 WB G2	High-reflective metal reflector Wide beam 40 to 80 degrees
911401598643	DN594B LED42/830 P31PSD D200 WB G2	High-reflective metal reflector Wide beam 40 to 80 degrees
911401598743	DN594B LED42/840 P31PSD D200 WB G2	High-reflective metal reflector Wide beam 40 to 80 degrees
911401598943	DN594X LED42/840 P30WIA D200 WB G2	High-reflective metal reflector Wide beam 40 to 80 degrees
911401599243	DN595B LED61/830 P46PSU D200 WB G2	High-reflective metal reflector Wide beam 40 to 80 degrees
911401599343	DN595B LED61/840 P46PSU D200 WB G2	High-reflective metal reflector Wide beam 40 to 80 degrees
911401599643	DN595B LED61/830 P47PSD D200 WB G2	High-reflective metal reflector Wide beam 40 to 80 degrees
911401599743	DN595B LED61/840 P47PSD D200 WB G2	High-reflective metal reflector Wide beam 40 to 80 degrees
911401500244	DN596B LED80/830 P59PSD D200 VWB-M G2	High-efficiency reflector medium beam
911401500344	DN596B LED80/840 P59PSD D200 VWB-M G2	High-efficiency reflector medium beam
911401500644	DN591B LED19/830 P13PSU D200 VWB-M G2	High-efficiency reflector medium beam
911401500744	DN591B LED19/840 P13PSU D200 VWB-M G2	High-efficiency reflector medium beam
911401501044	DN591B LED19/830 P13PSD D200 VWB-M G2	High-efficiency reflector medium beam
911401501144	DN591B LED19/840 P13PSD D200 VWB-M G2	High-efficiency reflector medium beam
911401501444	DN591X LED19/840 P13WIA D200 VWB-M G2	High-efficiency reflector medium beam
911401501644	DN593B LED29/830 P20PSU D200 VWB-M G2	High-efficiency reflector medium beam
911401501744	DN593B LED29/840 P20PSU D200 VWB-M G2	High-efficiency reflector medium beam
911401502044	DN593B LED29/830 P21PSD D200 VWB-M G2	High-efficiency reflector medium beam
911401502144	DN593B LED29/840 P21PSD D200 VWB-M G2	High-efficiency reflector medium beam
911401502744	DN591B LED23/840 P13PSU D200 VWB-M UE G2	High-efficiency reflector medium beam
911401598043	DN594B LED42/830 P30PSU D200 VWB-M G2	High-efficiency reflector medium beam
911401598143	DN594B LED42/840 P30PSU D200 VWB-M G2	High-efficiency reflector medium beam
911401598443	DN594B LED42/830 P31PSD D200 VWB-M G2	High-efficiency reflector medium beam
911401598543	DN594B LED42/840 P31PSD D200 VWB-M G2	High-efficiency reflector medium beam

Order Code	Full Product Name	Optic type
911401598843	DN594X LED42/840 P30WIA D200 VWB-M G2	High-efficiency reflector medium beam
911401599043	DN595B LED61/830 P46PSU D200 VWB-M G2	High-efficiency reflector medium beam
911401599143	DN595B LED61/840 P46PSU D200 VWB-M G2	High-efficiency reflector medium beam
911401599443	DN595B LED61/830 P47PSD D200 VWB-M G2	High-efficiency reflector medium beam
911401599543	DN595B LED61/840 P47PSD D200 VWB-M G2	High-efficiency reflector medium beam
911401599843	DN596B LED80/830 P62PSU D200 VWB-M G2	High-efficiency reflector medium beam
911401599943	DN596B LED80/840 P62PSU D200 VWB-M G2	High-efficiency reflector medium beam
911401502544	DN589B LED12/840 P7PSU D125 WB UE G2	High-reflective metal reflector Wide beam 40 to 80 degrees
911401503044	DN590B LED17/840 P13PSU D125 WB WP G2	High-reflective metal reflector Wide beam 40 to 80 degrees
911401503644	DN591B LED20/TNW P18PSD D125 WB G2	Beam angle 60°
911401504444	DN591B LED19/CED P18PSD D125 WB G2	Beam angle 60°
911401505244	DN591X LED16/TNW P13PSD D125 WB G2	Beam angle 60°
911401506044	DN591X LED15/CED P14PSD D125 WB G2	Beam angle 60°
911401592643	DN588B LED9/830 P6PSU D125 WB G2	High-reflective metal reflector Wide beam 40 to 80 degrees
911401592743	DN588B LED9/840 P6PSU D125 WB G2	High-reflective metal reflector Wide beam 40 to 80 degrees
911401593043	DN589B LED11/830 P8PSU D125 WB G2	High-reflective metal reflector Wide beam 40 to 80 degrees
911401593143	DN589B LED11/840 P8PSU D125 WB G2	High-reflective metal reflector Wide beam 40 to 80 degrees
911401593443	DN589B LED11/830 P8PSD D125 WB G2	High-reflective metal reflector Wide beam 40 to 80 degrees
911401593543	DN589B LED11/840 P8PSD D125 WB G2	High-reflective metal reflector Wide beam 40 to 80 degrees
911401593843	DN590B LED17/830 P13PSU D125 WB G2	High-reflective metal reflector Wide beam 40 to 80 degrees
911401593943	DN590B LED17/840 P13PSU D125 WB G2	High-reflective metal reflector Wide beam 40 to 80 degrees
911401594243	DN590B LED17/830 P14PSD D125 WB G2	High-reflective metal reflector Wide beam 40 to 80 degrees
911401594343	DN590B LED17/840 P14PSD D125 WB G2	High-reflective metal reflector Wide beam 40 to 80 degrees
911401594643	DN591B LED22/830 P17PSU D125 WB G2	High-reflective metal reflector Wide beam 40 to 80 degrees
911401594743	DN591B LED22/840 P17PSU D125 WB G2	High-reflective metal reflector Wide beam 40 to 80 degrees
911401595043	DN591B LED22/830 P18PSD D125 WB G2	High-reflective metal reflector Wide beam 40 to 80 degrees

Order Code	Full Product Name	Optic type
911401595143	DN591B LED22/840 P18PSD D125 WB G2	High-reflective metal reflector Wide beam 40 to 80 degrees
911401595343	DN591X LED22/840 P17WIA D125 WB G2	High-reflective metal reflector Wide beam 40 to 80 degrees
911401595643	DN592B LED26/830 P21PSU D125 WB G2	High-reflective metal reflector Wide beam 40 to 80 degrees
911401595743	DN592B LED26/840 P21PSU D125 WB G2	High-reflective metal reflector Wide beam 40 to 80 degrees
911401596043	DN592B LED26/830 P22PSD D125 WB G2	High-reflective metal reflector Wide beam 40 to 80 degrees
911401596143	DN592B LED26/840 P22PSD D125 WB G2	High-reflective metal reflector Wide beam 40 to 80 degrees
911401596343	DN592X LED26/840 P21WIA D125 WB G2	High-reflective metal reflector Wide beam 40 to 80 degrees
911401588543	DN588B LED5/930 P4PSU D75 NB G2	High-reflective metal reflector Medium beam 20 to 40 degrees
911401588643	DN588B LED5/940 P4PSU D75 NB G2	High-reflective metal reflector Medium beam 20 to 40 degrees
911401588743	DN588B LED5/930 P4PSU D75 MB G2	High-reflective metal reflector Medium beam 20 to 40 degrees
911401588843	DN588B LED5/940 P4PSU D75 MB G2	High-reflective metal reflector Medium beam 20 to 40 degrees
911401588943	DN588B LED5/930 P4PSU D75 WB G2	High-reflective metal reflector Wide beam 40 to 80 degrees
911401589043	DN588B LED5/940 P4PSU D75 WB G2	High-reflective metal reflector Wide beam 40 to 80 degrees
911401589143	DN589B LED10/930 P8PSU D75 NB G2	High-reflective metal reflector Medium beam 20 to 40 degrees
911401589243	DN589B LED10/940 P8PSU D75 NB G2	High-reflective metal reflector Medium beam 20 to 40 degrees
911401589343	DN589B LED10/930 P8PSU D75 MB G2	High-reflective metal reflector Medium beam 20 to 40 degrees
911401589443	DN589B LED10/940 P8PSU D75 MB G2	High-reflective metal reflector Medium beam 20 to 40 degrees
911401589543	DN589B LED10/930 P8PSU D75 WB G2	High-reflective metal reflector Wide beam 40 to 80 degrees
911401589643	DN589B LED10/940 P8PSU D75 WB G2	High-reflective metal reflector Wide beam 40 to 80 degrees
911401589743	DN590B LED15/930 P14PSU D75 NB G2	High-reflective metal reflector Medium beam 20 to 40 degrees
911401589843	DN590B LED15/940 P14PSU D75 NB G2	High-reflective metal reflector Medium beam 20 to 40 degrees
911401589943	DN590B LED15/930 P14PSU D75 MB G2	High-reflective metal reflector Medium beam 20 to 40 degrees
911401590043	DN590B LED15/940 P14PSU D75 MB G2	High-reflective metal reflector Medium beam 20 to 40 degrees
911401590143	DN590B LED15/930 P14PSU D75 WB G2	High-reflective metal reflector Wide beam 40 to 80 degrees
911401590243	DN590B LED15/940 P14PSU D75 WB G2	High-reflective metal reflector Wide beam 40 to 80 degrees
911401590343	DN590B LED15/930 P14PSD D75 NB G2	High-reflective metal reflector Medium beam 20 to 40 degrees

Order Code	Full Product Name	Optic type
911401590443	DN590B LED15/940 P14PSD D75 NB G2	High-reflective metal reflector Medium beam 20 to 40 degrees
911401590543	DN590B LED15/930 P14PSD D75 MB G2	High-reflective metal reflector Medium beam 20 to 40 degrees
911401590643	DN590B LED15/940 P14PSD D75 MB G2	High-reflective metal reflector Medium beam 20 to 40 degrees
911401590743	DN590B LED15/930 P14PSD D75 WB G2	High-reflective metal reflector Wide beam 40 to 80 degrees
911401590843	DN590B LED15/940 P14PSD D75 WB G2	High-reflective metal reflector Wide beam 40 to 80 degrees
911401590943	DN590X LED15/940 P14WIA D75 NB G2	High-reflective metal reflector Medium beam 20 to 40 degrees
911401591043	DN590X LED15/940 P14WIA D75 MB G2	High-reflective metal reflector Medium beam 20 to 40 degrees
911401591143	DN590X LED15/940 P14WIA D75 WB G2	High-reflective metal reflector Wide beam 40 to 80 degrees
911401502444	DN589B LED12/840 P7PSU D125 VWB-M UE G2	High-efficiency reflector medium beam
911401592443	DN588B LED9/830 P6PSU D125 VWB-M G2	High-efficiency reflector medium beam
911401592543	DN588B LED9/840 P6PSU D125 VWB-M G2	High-efficiency reflector medium beam
911401592843	DN589B LED11/830 P8PSU D125 VWB-M G2	High-efficiency reflector medium beam
911401592943	DN589B LED11/840 P8PSU D125 VWB-M G2	High-efficiency reflector medium beam
911401593243	DN589B LED11/830 P8PSD D125 VWB-M G2	High-efficiency reflector medium beam
911401593343	DN589B LED11/840 P8PSD D125 VWB-M G2	High-efficiency reflector medium beam
911401593643	DN590B LED17/830 P13PSU D125 VWB-M G2	High-efficiency reflector medium beam
911401593743	DN590B LED17/840 P13PSU D125 VWB-M G2	High-efficiency reflector medium beam
911401594043	DN590B LED17/830 P14PSD D125 VWB-M G2	High-efficiency reflector medium beam
911401594143	DN590B LED17/840 P14PSD D125 VWB-M G2	High-efficiency reflector medium beam
911401594443	DN591B LED22/830 P17PSU D125 VWB-M G2	High-efficiency reflector medium beam
911401594543	DN591B LED22/840 P17PSU D125 VWB-M G2	High-efficiency reflector medium beam
911401594843	DN591B LED22/830 P18PSD D125 VWB-M G2	High-efficiency reflector medium beam
911401594943	DN591B LED22/840 P18PSD D125 VWB-M G2	High-efficiency reflector medium beam
911401595243	DN591X LED22/840 P17WIA D125 VWB-M G2	High-efficiency reflector medium beam
911401595443	DN592B LED26/830 P21PSU D125 VWB-M G2	High-efficiency reflector medium beam
911401595543	DN592B LED26/840 P21PSU D125 VWB-M G2	High-efficiency reflector medium beam

Order Code	Full Product Name	Optic type
911401595843	DN592B LED26/830 P22PSD D125 VWB-M G2	High-efficiency reflector medium beam
911401595943	DN592B LED26/840 P22PSD D125 VWB-M G2	High-efficiency reflector medium beam
911401596243	DN592X LED26/840 P21WIA D125 VWB-M G2	High-efficiency reflector medium beam
911401504144	DN594B LED39/TNW P30PSD D200 VWB G2	Beam angle 60 to 120°
911401504944	DN594B LED36/CED P31PSD D200 VWB G2	Beam angle 60 to 120°
911401505744	DN594X LED41/TNW P32PSD D200 VWB G2	Beam angle 60 to 120°
911401506544	DN594X LED38/CED P32PSD D200 VWB G2	Beam angle 60 to 120°
911401502644	DN590B LED17/840 P10PSU D150 WB UE G2	High-reflective metal reflector Wide beam 40 to 80 degrees
911401503144	DN591B LED23/840 P17PSU D150 WB WP G2	High-reflective metal reflector Wide beam 40 to 80 degrees
911401503244	DN592B LED27/830 P21PSU D150 WB G2	High-reflective metal reflector Wide beam 40 to 80 degrees
911401503344	DN592B LED27/840 P21PSU D150 WB G2	High-reflective metal reflector Wide beam 40 to 80 degrees
911401503844	DN592B LED26/TNW P23PSD D150 WB G2	Beam angle 60°
911401504644	DN592B LED24/CED P24PSD D150 WB G2	Beam angle 60°
911401505444	DN592X LED29/TNW P25PSD D150 WB G2	Beam angle 60°
911401506244	DN592X LED26/CED P26PSD D150 WB G2	Beam angle 60°
911401596443	DN589B LED12/830 P8PSU D150 WB G2	High-reflective metal reflector Wide beam 40 to 80 degrees
911401596543	DN589B LED12/840 P8PSU D150 WB G2	High-reflective metal reflector Wide beam 40 to 80 degrees
911401596643	DN590B LED18/830 P13PSU D150 WB G2	High-reflective metal reflector Wide beam 40 to 80 degrees
911401596743	DN590B LED18/840 P13PSU D150 WB G2	High-reflective metal reflector Wide beam 40 to 80 degrees
911401596843	DN591B LED23/830 P17PSU D150 WB G2	High-reflective metal reflector Wide beam 40 to 80 degrees
911401596943	DN591B LED23/840 P17PSU D150 WB G2	High-reflective metal reflector Wide beam 40 to 80 degrees
911401597043	DN589B LED12/830 P8PSD D150 WB G2	High-reflective metal reflector Wide beam 40 to 80 degrees
911401597143	DN589B LED12/840 P8PSD D150 WB G2	High-reflective metal reflector Wide beam 40 to 80 degrees
911401597243	DN590B LED18/830 P14PSD D150 WB G2	High-reflective metal reflector Wide beam 40 to 80 degrees
911401597343	DN590B LED18/840 P14PSD D150 WB G2	High-reflective metal reflector Wide beam 40 to 80 degrees
911401597443	DN591B LED23/830 P17PSD D150 WB G2	High-reflective metal reflector Wide beam 40 to 80 degrees

Order Code	Full Product Name	Optic type
911401597543	DN591B LED23/840 P17PSD D150 WB G2	High-reflective metal reflector Wide beam 40 to 80 degrees
911401597643	DN589X LED12/840 P9WIA D150 WB G2	High-reflective metal reflector Wide beam 40 to 80 degrees
911401597743	DN592B LED27/830 P22PSD D150 WB G2	High-reflective metal reflector Wide beam 40 to 80 degrees
911401597843	DN592B LED27/840 P22PSD D150 WB G2	High-reflective metal reflector Wide beam 40 to 80 degrees
911401597943	DN592X LED27/840 P21WIA D150 WB G2	High-reflective metal reflector Wide beam 40 to 80 degrees

Order Code	Full Product Name	Optic type
911401503944	DN592B LED28/TNW P23PSD D150 VWB G2	Beam angle 60 to 120°
911401504744	DN592B LED26/CED P24PSD D150 VWB G2	Beam angle 60 to 120°
911401505544	DN592X LED30/TNW P25PSD D150 VWB G2	Beam angle 60 to 120°
911401506344	DN592X LED28/CED P26PSD D150 VWB G2	Beam angle 60 to 120°

Operating and Electrical

Order Code	Full Product Name	Input Voltage	Power Consumption
911401502944	DN589B LED10/840 P8PSU D100 WB WP G2	220-240 V	8.4 W
911401503544	DN589B LED11/TNW P10PSD D100 WB G2	220 to 240 V	9.9 W
911401504344	DN589B LED10/CED P10PSD D100 WB G2	220 to 240 V	10.1 W
911401505144	DN589X LED8/TNW P7PSD D100 WB G2	220 to 240 V	7.1 W
911401505944	DN589X LED7/CED P7PSD D100 WB G2	220 to 240 V	7.2 W
911401591243	DN588B LED5/930 P4PSU D100 WB G2	220-240 V	4.1 W
911401591343	DN588B LED5/940 P4PSU D100 WB G2	220-240 V	4.1 W
911401591443	DN589B LED10/930 P8PSU D100 WB G2	220-240 V	8.4 W
911401591543	DN589B LED10/940 P8PSU D100 WB G2	220-240 V	8.4 W
911401591643	DN590B LED16/930 P13PSU D100 WB G2	220-240 V	13.5 W
911401591743	DN590B LED16/940 P13PSU D100 WB G2	220-240 V	13.5 W
911401591843	DN589B LED10/930 P8PSD D100 WB G2	220-240 V	8.8 W
911401591943	DN589B LED10/940 P8PSD D100 WB G2	220-240 V	8.8 W
911401592043	DN590B LED16/930 P14PSD D100 WB G2	220-240 V	14 W
911401592143	DN590B LED16/940 P14PSD D100 WB G2	220-240 V	14 W
911401592243	DN589X LED10/940 P9WIA D100 WB G2	220-240 V	8.8 W
911401592343	DN590X LED16/940 P14WIA D100 WB G2	220-240 V	13.6 W
911401503744	DN591B LED21/TNW P18PSD D125 VWB G2	220 to 240 V	18.1 W
911401504544	DN591B LED19/CED P18PSD D125 VWB G2	220 to 240 V	18.4 W

Order Code	Full Product Name	Input Voltage	Power Consumption
911401505344	DN591X LED17/TNW P13PSD D125 VWB G2	220 to 240 V	13.4 W
911401506144	DN591X LED15/CED P14PSD D125 VWB G2	220 to 240 V	13.6 W
911401500044	DN596B LED80/830 P62PSU D200 WB G2	220-240 V	61.6 W
911401500144	DN596B LED80/840 P62PSU D200 WB G2	220-240 V	61.6 W
911401500444	DN596B LED80/830 P59PSD D200 WB G2	220-240 V	59.1 W
911401500544	DN596B LED80/840 P59PSD D200 WB G2	220-240 V	59.1 W
911401500844	DN591B LED19/830 P13PSU D200 WB G2	220-240 V	12.8 W
911401500944	DN591B LED19/840 P13PSU D200 WB G2	220-240 V	12.8 W
911401501244	DN591B LED19/830 P13PSD D200 WB G2	220-240 V	13.3 W
911401501344	DN591B LED19/840 P13PSD D200 WB G2	220-240 V	13.3 W
911401501544	DN591X LED19/840 P13WIA D200 WB G2	220-240 V	12.9 W
911401501844	DN593B LED29/830 P20PSU D200 WB G2	220-240 V	20.1 W
911401501944	DN593B LED29/840 P20PSU D200 WB G2	220-240 V	20.1 W
911401502244	DN593B LED29/830 P21PSD D200 WB G2	220-240 V	20.8 W
911401502344	DN593B LED29/840 P21PSD D200 WB G2	220-240 V	20.8 W
911401502844	DN591B LED23/840 P13PSU D200 WB UE G2	220-240 V	13.2 W
911401504044	DN594B LED37/TNW P30PSD D200 WB G2	220 to 240 V	30.3 W
911401504844	DN594B LED34/CED P31PSD D200 WB G2	220 to 240 V	30.7 W
911401505644	DN594X LED39/TNW P32PSD D200 WB G2	220 to 240 V	31.6 W

Order Code	Full Product Name	Input Voltage	Power Consumption
911401506444	DN594X LED36/CED P32PSD D200 WB G2	220 to 240 V	32 W
911401598243	DN594B LED42/830 P30PSU D200 WB G2	220-240 V	29.7 W
911401598343	DN594B LED42/840 P30PSU D200 WB G2	220-240 V	29.7 W
911401598643	DN594B LED42/830 P31PSD D200 WB G2	220-240 V	30.7 W
911401598743	DN594B LED42/840 P31PSD D200 WB G2	220-240 V	30.7 W
911401598943	DN594X LED42/840 P30WIA D200 WB G2	220-240 V	29.7 W
911401599243	DN595B LED61/830 P46PSU D200 WB G2	220-240 V	45.5 W
911401599343	DN595B LED61/840 P46PSU D200 WB G2	220-240 V	45.5 W
911401599643	DN595B LED61/830 P47PSD D200 WB G2	220-240 V	46.6 W
911401599743	DN595B LED61/840 P47PSD D200 WB G2	220-240 V	46.6 W
911401500244	DN596B LED80/830 P59PSD D200 VWB-M G2	220-240 V	59.1 W
911401500344	DN596B LED80/840 P59PSD D200 VWB-M G2	220-240 V	59.1 W
911401500644	DN591B LED19/830 P13PSU D200 VWB-M G2	220-240 V	12.8 W
911401500744	DN591B LED19/840 P13PSU D200 VWB-M G2	220-240 V	12.8 W
911401501044	DN591B LED19/830 P13PSD D200 VWB-M G2	220-240 V	13.3 W
911401501144	DN591B LED19/840 P13PSD D200 VWB-M G2	220-240 V	13.3 W
911401501444	DN591X LED19/840 P13WIA D200 VWB-M G2	220-240 V	12.9 W
911401501644	DN593B LED29/830 P20PSU D200 VWB-M G2	220-240 V	20.1 W
911401501744	DN593B LED29/840 P20PSU D200 VWB-M G2	220-240 V	20.1 W
911401502044	DN593B LED29/830 P21PSD D200 VWB-M G2	220-240 V	20.8 W
911401502144	DN593B LED29/840 P21PSD D200 VWB-M G2	220-240 V	20.8 W
911401502744	DN591B LED23/840 P13PSU D200 VWB-M UE G2	220-240 V	13.2 W
911401598043	DN594B LED42/830 P30PSU D200 VWB-M G2	220-240 V	29.7 W
911401598143	DN594B LED42/840 P30PSU D200 VWB-M G2	220-240 V	29.7 W
911401598443	DN594B LED42/830 P31PSD D200 VWB-M G2	220-240 V	30.7 W
911401598543	DN594B LED42/840 P31PSD D200 VWB-M G2	220-240 V	30.7 W

Order Code	Full Product Name	Input Voltage	Power Consumption
911401598843	DN594X LED42/840 P30WIA D200 VWB-M G2	220-240 V	29.7 W
911401599043	DN595B LED61/830 P46PSU D200 VWB-M G2	220-240 V	45.5 W
911401599143	DN595B LED61/840 P46PSU D200 VWB-M G2	220-240 V	45.5 W
911401599443	DN595B LED61/830 P47PSD D200 VWB-M G2	220-240 V	46.6 W
911401599543	DN595B LED61/840 P47PSD D200 VWB-M G2	220-240 V	46.6 W
911401599843	DN596B LED80/830 P62PSU D200 VWB-M G2	220-240 V	61.6 W
911401599943	DN596B LED80/840 P62PSU D200 VWB-M G2	220-240 V	61.6 W
911401502544	DN589B LED12/840 P7PSU D125 WB UE G2	220-240 V	7.5 W
911401503044	DN590B LED17/840 P13PSU D125 WB WP G2	220-240 V	13.3 W
911401503644	DN591B LED20/TNW P18PSD D125 WB G2	220 to 240 V	18.1 W
911401504444	DN591B LED19/CED P18PSD D125 WB G2	220 to 240 V	18.4 W
911401505244	DN591X LED16/TNW P13PSD D125 WB G2	220 to 240 V	13.4 W
911401506044	DN591X LED15/CED P14PSD D125 WB G2	220 to 240 V	13.6 W
911401592643	DN588B LED9/830 P6PSU D125 WB G2	220-240 V	6.5 W
911401592743	DN588B LED9/840 P6PSU D125 WB G2	220-240 V	6.5 W
911401593043	DN589B LED11/830 P8PSU D125 WB G2	220-240 V	8.3 W
911401593143	DN589B LED11/840 P8PSU D125 WB G2	220-240 V	8.3 W
911401593443	DN589B LED11/830 P8PSD D125 WB G2	220-240 V	8 W
911401593543	DN589B LED11/840 P8PSD D125 WB G2	220-240 V	8 W
911401593843	DN590B LED17/830 P13PSU D125 WB G2	220-240 V	13.3 W
911401593943	DN590B LED17/840 P13PSU D125 WB G2	220-240 V	13.3 W
911401594243	DN590B LED17/830 P14PSD D125 WB G2	220-240 V	13.8 W
911401594343	DN590B LED17/840 P14PSD D125 WB G2	220-240 V	13.8 W
911401594643	DN591B LED22/830 P17PSU D125 WB G2	220-240 V	16.8 W
911401594743	DN591B LED22/840 P17PSU D125 WB G2	220-240 V	16.8 W
911401595043	DN591B LED22/830 P18PSD D125 WB G2	220-240 V	17.7 W

Order Code	Full Product Name	Input Voltage	Power Consumption
911401595143	DN591B LED22/840 P18PSD D125 WB G2	220-240 V	17.7 W
911401595343	DN591X LED22/840 P17WIA D125 WB G2	220-240 V	17.1 W
911401595643	DN592B LED26/830 P21PSU D125 WB G2	220-240 V	21.2 W
911401595743	DN592B LED26/840 P21PSU D125 WB G2	220-240 V	21.2 W
911401596043	DN592B LED26/830 P22PSD D125 WB G2	220-240 V	21.9 W
911401596143	DN592B LED26/840 P22PSD D125 WB G2	220-240 V	21.9 W
911401596343	DN592X LED26/840 P21WIA D125 WB G2	220-240 V	21.2 W
911401588543	DN588B LED5/930 P4PSU D75 NB G2	220-240 V	4.2 W
911401588643	DN588B LED5/940 P4PSU D75 NB G2	220-240 V	4.2 W
911401588743	DN588B LED5/930 P4PSU D75 MB G2	220-240 V	4.2 W
911401588843	DN588B LED5/940 P4PSU D75 MB G2	220-240 V	4.2 W
911401588943	DN588B LED5/930 P4PSU D75 WB G2	220-240 V	4.2 W
911401589043	DN588B LED5/940 P4PSU D75 WB G2	220-240 V	4.2 W
911401589143	DN589B LED10/930 P8PSU D75 NB G2	220-240 V	8.5 W
911401589243	DN589B LED10/940 P8PSU D75 NB G2	220-240 V	8.5 W
911401589343	DN589B LED10/930 P8PSU D75 MB G2	220-240 V	8.5 W
911401589443	DN589B LED10/940 P8PSU D75 MB G2	220-240 V	8.5 W
911401589543	DN589B LED10/930 P8PSU D75 WB G2	220-240 V	8.5 W
911401589643	DN589B LED10/940 P8PSU D75 WB G2	220-240 V	8.5 W
911401589743	DN590B LED15/930 P14PSU D75 NB G2	220-240 V	13.6 W
911401589843	DN590B LED15/940 P14PSU D75 NB G2	220-240 V	13.6 W
911401589943	DN590B LED15/930 P14PSU D75 MB G2	220-240 V	13.6 W
911401590043	DN590B LED15/940 P14PSU D75 MB G2	220-240 V	13.6 W
911401590143	DN590B LED15/930 P14PSU D75 WB G2	220-240 V	13.6 W
911401590243	DN590B LED15/940 P14PSU D75 WB G2	220-240 V	13.6 W
911401590343	DN590B LED15/930 P14PSD D75 NB G2	220-240 V	14.1 W

Order Code	Full Product Name	Input Voltage	Power Consumption
911401590443	DN590B LED15/940 P14PSD D75 NB G2	220-240 V	14.1 W
911401590543	DN590B LED15/930 P14PSD D75 MB G2	220-240 V	14.1 W
911401590643	DN590B LED15/940 P14PSD D75 MB G2	220-240 V	14.1 W
911401590743	DN590B LED15/930 P14PSD D75 WB G2	220-240 V	14.1 W
911401590843	DN590B LED15/940 P14PSD D75 WB G2	220-240 V	14.1 W
911401590943	DN590X LED15/940 P14WIA D75 NB G2	220-240 V	13.8 W
911401591043	DN590X LED15/940 P14WIA D75 MB G2	220-240 V	13.8 W
911401591143	DN590X LED15/940 P14WIA D75 WB G2	220-240 V	13.8 W
911401502444	DN589B LED12/840 P7PSU D125 VWB-M UE G2	220-240 V	7.5 W
911401592443	DN588B LED9/830 P6PSU D125 VWB-M G2	220-240 V	6.5 W
911401592543	DN588B LED9/840 P6PSU D125 VWB-M G2	220-240 V	6.5 W
911401592843	DN589B LED11/830 P8PSU D125 VWB-M G2	220-240 V	8.3 W
911401592943	DN589B LED11/840 P8PSU D125 VWB-M G2	220-240 V	8.3 W
911401593243	DN589B LED11/830 P8PSD D125 VWB-M G2	220-240 V	8 W
911401593343	DN589B LED11/840 P8PSD D125 VWB-M G2	220-240 V	8 W
911401593643	DN590B LED17/830 P13PSU D125 VWB-M G2	220-240 V	13.3 W
911401593743	DN590B LED17/840 P13PSU D125 VWB-M G2	220-240 V	13.3 W
911401594043	DN590B LED17/830 P14PSD D125 VWB-M G2	220-240 V	13.8 W
911401594143	DN590B LED17/840 P14PSD D125 VWB-M G2	220-240 V	13.8 W
911401594443	DN591B LED22/830 P17PSU D125 VWB-M G2	220-240 V	16.8 W
911401594543	DN591B LED22/840 P17PSU D125 VWB-M G2	220-240 V	16.8 W
911401594843	DN591B LED22/830 P18PSD D125 VWB-M G2	220-240 V	17.7 W
911401594943	DN591B LED22/840 P18PSD D125 VWB-M G2	220-240 V	17.7 W
911401595243	DN591X LED22/840 P17WIA D125 VWB-M G2	220-240 V	17.1 W
911401595443	DN592B LED26/830 P21PSU D125 VWB-M G2	220-240 V	21.2 W
911401595543	DN592B LED26/840 P21PSU D125 VWB-M G2	220-240 V	21.2 W

Order Code	Full Product Name	Input Voltage	Power Consumption
911401595843	DN592B LED26/830 P22PSD D125 VWB-M G2	220-240 V	21.9 W
911401595943	DN592B LED26/840 P22PSD D125 VWB-M G2	220-240 V	21.9 W
911401596243	DN592X LED26/840 P21WIA D125 VWB-M G2	220-240 V	21.2 W
911401504144	DN594B LED39/TNW P30PSD D200 VWB G2	220 to 240 V	30.3 W
911401504944	DN594B LED36/CED P31PSD D200 VWB G2	220 to 240 V	30.7 W
911401505744	DN594X LED41/TNW P32PSD D200 VWB G2	220 to 240 V	31.6 W
911401506544	DN594X LED38/CED P32PSD D200 VWB G2	220 to 240 V	32 W
911401502644	DN590B LED17/840 P10PSU D150 WB UE G2	220-240 V	10 W
911401503144	DN591B LED23/840 P17PSU D150 WB WP G2	220-240 V	16.8 W
911401503244	DN592B LED27/830 P21PSU D150 WB G2	220-240 V	20.8 W
911401503344	DN592B LED27/840 P21PSU D150 WB G2	220-240 V	20.8 W
911401503844	DN592B LED26/TNW P23PSD D150 WB G2	220 to 240 V	23.1 W
911401504644	DN592B LED24/CED P24PSD D150 WB G2	220 to 240 V	23.5 W
911401505444	DN592X LED29/TNW P25PSD D150 WB G2	220 to 240 V	25.2 W
911401506244	DN592X LED26/CED P26PSD D150 WB G2	220 to 240 V	25.7 W
911401596443	DN589B LED12/830 P8PSU D150 WB G2	220-240 V	8.2 W
911401596543	DN589B LED12/840 P8PSU D150 WB G2	220-240 V	8.2 W
911401596643	DN590B LED18/830 P13PSU D150 WB G2	220-240 V	13.1 W

Order Code	Full Product Name	Input Voltage	Power Consumption
911401596743	DN590B LED18/840 P13PSU D150 WB G2	220-240 V	13.1 W
911401596843	DN591B LED23/830 P17PSU D150 WB G2	220-240 V	16.8 W
911401596943	DN591B LED23/840 P17PSU D150 WB G2	220-240 V	16.8 W
911401597043	DN589B LED12/830 P8PSD D150 WB G2	220-240 V	7.9 W
911401597143	DN589B LED12/840 P8PSD D150 WB G2	220-240 V	7.9 W
911401597243	DN590B LED18/830 P14PSD D150 WB G2	220-240 V	13.6 W
911401597343	DN590B LED18/840 P14PSD D150 WB G2	220-240 V	13.6 W
911401597443	DN591B LED23/830 P17PSD D150 WB G2	220-240 V	17.4 W
911401597543	DN591B LED23/840 P17PSD D150 WB G2	220-240 V	17.4 W
911401597643	DN589X LED12/840 P9WIA D150 WB G2	220-240 V	8.6 W
911401597743	DN592B LED27/830 P22PSD D150 WB G2	220-240 V	21.5 W
911401597843	DN592B LED27/840 P22PSD D150 WB G2	220-240 V	21.5 W
911401597943	DN592X LED27/840 P21WIA D150 WB G2	220-240 V	20.8 W
911401503944	DN592B LED28/TNW P23PSD D150 VWB G2	220 to 240 V	23.1 W
911401504744	DN592B LED26/CED P24PSD D150 VWB G2	220 to 240 V	23.5 W
911401505544	DN592X LED30/TNW P25PSD D150 VWB G2	220 to 240 V	25.2 W
911401506344	DN592X LED28/CED P26PSD D150 VWB G2	220 to 240 V	25.7 W

Controls and Dimming

Order Code	Full Product Name	Maximum dim	
		Dimmable	level
911401502944	DN589B LED10/840 P8PSU D100 WB WP G2	No	-
911401503544	DN589B LED11/TNW P10PSD D100 WB G2	DALI	-
911401504344	DN589B LED10/CED P10PSD D100 WB G2	DALI	-
911401505144	DN589X LED8/TNW P7PSD D100 WB G2	DALI	-
911401505944	DN589X LED7/CED P7PSD D100 WB G2	DALI	-
911401591243	DN588B LED5/930 P4PSU D100 WB G2	No	-
911401591343	DN588B LED5/940 P4PSU D100 WB G2	No	-
911401591443	DN589B LED10/930 P8PSU D100 WB G2	No	-
911401591543	DN589B LED10/940 P8PSU D100 WB G2	No	-
911401591643	DN590B LED16/930 P13PSU D100 WB G2	No	-

Order Code	Full Product Name	Maximum dim	
		Dimmable	level
911401591743	DN590B LED16/940 P13PSU D100 WB G2	No	-
911401591843	DN589B LED10/930 P8PSD D100 WB G2	Yes	1%
911401591943	DN589B LED10/940 P8PSD D100 WB G2	Yes	1%
911401592043	DN590B LED16/930 P14PSD D100 WB G2	Yes	1%
911401592143	DN590B LED16/940 P14PSD D100 WB G2	Yes	1%
911401592243	DN589X LED10/940 P9WIA D100 WB G2	Yes	3%
911401592343	DN590X LED16/940 P14WIA D100 WB G2	Yes	1%
911401503744	DN591B LED21/TNW P18PSD D125 VWB G2	DALI	-
911401504544	DN591B LED19/CED P18PSD D125 VWB G2	DALI	-
911401505344	DN591X LED17/TNW P13PSD D125 VWB G2	DALI	-
911401506144	DN591X LED15/CED P14PSD D125 VWB G2	DALI	-

Order Code	Full Product Name	Dimmable	Maximum dim	
			level	
911401500044	DN596B LED80/830 P62PSU D200 WB G2	No	-	
911401500144	DN596B LED80/840 P62PSU D200 WB G2	No	-	
911401500444	DN596B LED80/830 P59PSD D200 WB G2	Yes	1%	
911401500544	DN596B LED80/840 P59PSD D200 WB G2	Yes	1%	
911401500844	DN591B LED19/830 P13PSU D200 WB G2	No	-	
911401500944	DN591B LED19/840 P13PSU D200 WB G2	No	-	
911401501244	DN591B LED19/830 P13PSD D200 WB G2	Yes	1%	
911401501344	DN591B LED19/840 P13PSD D200 WB G2	Yes	1%	
911401501544	DN591X LED19/840 P13WIA D200 WB G2	Yes	1%	
911401501844	DN593B LED29/830 P20PSU D200 WB G2	No	-	
911401501944	DN593B LED29/840 P20PSU D200 WB G2	No	-	
911401502244	DN593B LED29/830 P21PSD D200 WB G2	Yes	1%	
911401502344	DN593B LED29/840 P21PSD D200 WB G2	Yes	1%	
911401502844	DN591B LED23/840 P13PSU D200 WB UE G2	No	-	
911401504044	DN594B LED37/TNW P30PSD D200 WB G2	DALI	-	
911401504844	DN594B LED34/CED P31PSD D200 WB G2	DALI	-	
911401505644	DN594X LED39/TNW P32PSD D200 WB G2	DALI	-	
911401506444	DN594X LED36/CED P32PSD D200 WB G2	DALI	-	
911401598243	DN594B LED42/830 P30PSU D200 WB G2	No	-	
911401598343	DN594B LED42/840 P30PSU D200 WB G2	No	-	
911401598643	DN594B LED42/830 P31PSD D200 WB G2	Yes	1%	
911401598743	DN594B LED42/840 P31PSD D200 WB G2	Yes	1%	
911401598943	DN594X LED42/840 P30WIA D200 WB G2	Yes	1%	
911401599243	DN595B LED61/830 P46PSU D200 WB G2	No	-	
911401599343	DN595B LED61/840 P46PSU D200 WB G2	No	-	
911401599643	DN595B LED61/830 P47PSD D200 WB G2	Yes	1%	
911401599743	DN595B LED61/840 P47PSD D200 WB G2	Yes	1%	
911401500244	DN596B LED80/830 P59PSD D200 VWB-M G2	Yes	1%	
911401500344	DN596B LED80/840 P59PSD D200 VWB-M G2	Yes	1%	
911401500644	DN591B LED19/830 P13PSU D200 VWB-M G2	No	-	
911401500744	DN591B LED19/840 P13PSU D200 VWB-M G2	No	-	
911401501044	DN591B LED19/830 P13PSD D200 VWB-M G2	Yes	1%	
911401501144	DN591B LED19/840 P13PSD D200 VWB-M G2	Yes	1%	
911401501444	DN591X LED19/840 P13WIA D200 VWB-M G2	Yes	1%	
911401501644	DN593B LED29/830 P20PSU D200 VWB-M G2	No	-	
911401501744	DN593B LED29/840 P20PSU D200 VWB-M G2	No	-	
911401502044	DN593B LED29/830 P21PSD D200 VWB-M G2	Yes	1%	
911401502144	DN593B LED29/840 P21PSD D200 VWB-M G2	Yes	1%	

Order Code	Full Product Name	Dimmable	Maximum dim	
			level	
911401502744	DN591B LED23/840 P13PSU D200 VWB-M UE G2	No	-	
911401598043	DN594B LED42/830 P30PSU D200 VWB-M G2	No	-	
911401598143	DN594B LED42/840 P30PSU D200 VWB-M G2	No	-	
911401598443	DN594B LED42/830 P31PSD D200 VWB-M G2	Yes	1%	
911401598543	DN594B LED42/840 P31PSD D200 VWB-M G2	Yes	1%	
911401598843	DN594X LED42/840 P30WIA D200 VWB-M G2	Yes	1%	
911401599043	DN595B LED61/830 P46PSU D200 VWB-M G2	No	-	
911401599143	DN595B LED61/840 P46PSU D200 VWB-M G2	No	-	
911401599443	DN595B LED61/830 P47PSD D200 VWB-M G2	Yes	1%	
911401599543	DN595B LED61/840 P47PSD D200 VWB-M G2	Yes	1%	
911401599843	DN596B LED80/830 P62PSU D200 VWB-M G2	No	-	
911401599943	DN596B LED80/840 P62PSU D200 VWB-M G2	No	-	
911401502544	DN589B LED12/840 P7PSU D125 WB UE G2	No	-	
911401503044	DN590B LED17/840 P13PSU D125 WB WP G2	No	-	
911401503644	DN591B LED20/TNW P18PSD D125 WB G2	DALI	-	
911401504444	DN591B LED19/CED P18PSD D125 WB G2	DALI	-	
911401505244	DN591X LED16/TNW P13PSD D125 WB G2	DALI	-	
911401506044	DN591X LED15/CED P14PSD D125 WB G2	DALI	-	
911401592643	DN588B LED9/830 P6PSU D125 WB G2	No	-	
911401592743	DN588B LED9/840 P6PSU D125 WB G2	No	-	
911401593043	DN589B LED11/830 P8PSU D125 WB G2	No	-	
911401593143	DN589B LED11/840 P8PSU D125 WB G2	No	-	
911401593443	DN589B LED11/830 P8PSD D125 WB G2	Yes	1%	
911401593543	DN589B LED11/840 P8PSD D125 WB G2	Yes	1%	
911401593843	DN590B LED17/830 P13PSU D125 WB G2	No	-	
911401593943	DN590B LED17/840 P13PSU D125 WB G2	No	-	
911401594243	DN590B LED17/830 P14PSD D125 WB G2	Yes	1%	
911401594343	DN590B LED17/840 P14PSD D125 WB G2	Yes	1%	
911401594643	DN591B LED22/830 P17PSU D125 WB G2	No	-	
911401594743	DN591B LED22/840 P17PSU D125 WB G2	No	-	
911401595043	DN591B LED22/830 P18PSD D125 WB G2	Yes	1%	
911401595143	DN591B LED22/840 P18PSD D125 WB G2	Yes	1%	
911401595343	DN591X LED22/840 P17WIA D125 WB G2	Yes	1%	
911401595643	DN592B LED26/830 P21PSU D125 WB G2	No	-	
911401595743	DN592B LED26/840 P21PSU D125 WB G2	No	-	
911401596043	DN592B LED26/830 P22PSD D125 WB G2	Yes	1%	
911401596143	DN592B LED26/840 P22PSD D125 WB G2	Yes	1%	
911401596343	DN592X LED26/840 P21WIA D125 WB G2	Yes	1%	

Order Code	Full Product Name	Maximum dim	
		Dimmable	level
911401588543	DN588B LED5/930 P4PSU D75 NB G2	No	-
911401588643	DN588B LED5/940 P4PSU D75 NB G2	No	-
911401588743	DN588B LED5/930 P4PSU D75 MB G2	No	-
911401588843	DN588B LED5/940 P4PSU D75 MB G2	No	-
911401588943	DN588B LED5/930 P4PSU D75 WB G2	No	-
911401589043	DN588B LED5/940 P4PSU D75 WB G2	No	-
911401589143	DN589B LED10/930 P8PSU D75 NB G2	No	-
911401589243	DN589B LED10/940 P8PSU D75 NB G2	No	-
911401589343	DN589B LED10/930 P8PSU D75 MB G2	No	-
911401589443	DN589B LED10/940 P8PSU D75 MB G2	No	-
911401589543	DN589B LED10/930 P8PSU D75 WB G2	No	-
911401589643	DN589B LED10/940 P8PSU D75 WB G2	No	-
911401589743	DN590B LED15/930 P14PSU D75 NB G2	No	-
911401589843	DN590B LED15/940 P14PSU D75 NB G2	No	-
911401589943	DN590B LED15/930 P14PSU D75 MB G2	No	-
911401590043	DN590B LED15/940 P14PSU D75 MB G2	No	-
911401590143	DN590B LED15/930 P14PSU D75 WB G2	No	-
911401590243	DN590B LED15/940 P14PSU D75 WB G2	No	-
911401590343	DN590B LED15/930 P14PSD D75 NB G2	Yes	1%
911401590443	DN590B LED15/940 P14PSD D75 NB G2	Yes	1%
911401590543	DN590B LED15/930 P14PSD D75 MB G2	Yes	1%
911401590643	DN590B LED15/940 P14PSD D75 MB G2	Yes	1%
911401590743	DN590B LED15/930 P14PSD D75 WB G2	Yes	1%
911401590843	DN590B LED15/940 P14PSD D75 WB G2	Yes	1%
911401590943	DN590X LED15/940 P14WIA D75 NB G2	Yes	1%
911401591043	DN590X LED15/940 P14WIA D75 MB G2	Yes	1%
911401591143	DN590X LED15/940 P14WIA D75 WB G2	Yes	1%
911401502444	DN589B LED12/840 P7PSU D125 VWB-M UE G2	No	-
911401592443	DN588B LED9/830 P6PSU D125 VWB-M G2	No	-
911401592543	DN588B LED9/840 P6PSU D125 VWB-M G2	No	-
911401592843	DN589B LED11/830 P8PSU D125 VWB-M G2	No	-
911401592943	DN589B LED11/840 P8PSU D125 VWB-M G2	No	-
911401593243	DN589B LED11/830 P8PSD D125 VWB-M G2	Yes	1%
911401593343	DN589B LED11/840 P8PSD D125 VWB-M G2	Yes	1%
911401593643	DN590B LED17/830 P13PSU D125 VWB-M G2	No	-
911401593743	DN590B LED17/840 P13PSU D125 VWB-M G2	No	-
911401594043	DN590B LED17/830 P14PSD D125 VWB-M G2	Yes	1%
911401594143	DN590B LED17/840 P14PSD D125 VWB-M G2	Yes	1%
911401594443	DN591B LED22/830 P17PSU D125 VWB-M G2	No	-

Order Code	Full Product Name	Maximum dim	
		Dimmable	level
911401594543	DN591B LED22/840 P17PSU D125 VWB-M G2	No	-
911401594843	DN591B LED22/830 P18PSD D125 VWB-M G2	Yes	1%
911401594943	DN591B LED22/840 P18PSD D125 VWB-M G2	Yes	1%
911401595243	DN591X LED22/840 P17WIA D125 VWB-M G2	Yes	1%
911401595443	DN592B LED26/830 P21PSU D125 VWB-M G2	No	-
911401595543	DN592B LED26/840 P21PSU D125 VWB-M G2	No	-
911401595843	DN592B LED26/830 P22PSD D125 VWB-M G2	Yes	1%
911401595943	DN592B LED26/840 P22PSD D125 VWB-M G2	Yes	1%
911401596243	DN592X LED26/840 P21WIA D125 VWB-M G2	Yes	1%
911401504144	DN594B LED39/TNW P30PSD D200 VWB G2	DALI	-
911401504944	DN594B LED36/CED P31PSD D200 VWB G2	DALI	-
911401505744	DN594X LED41/TNW P32PSD D200 VWB G2	DALI	-
911401506544	DN594X LED38/CED P32PSD D200 VWB G2	DALI	-
911401502644	DN590B LED17/840 P10PSU D150 WB UE G2	No	-
911401503144	DN591B LED23/840 P17PSU D150 WB WP G2	No	-
911401503244	DN592B LED27/830 P21PSU D150 WB G2	No	-
911401503344	DN592B LED27/840 P21PSU D150 WB G2	No	-
911401503844	DN592B LED26/TNW P23PSD D150 WB G2	DALI	-
911401504644	DN592B LED24/CED P24PSD D150 WB G2	DALI	-
911401505444	DN592X LED29/TNW P25PSD D150 WB G2	DALI	-
911401506244	DN592X LED26/CED P26PSD D150 WB G2	DALI	-
911401596443	DN589B LED12/830 P8PSU D150 WB G2	No	-
911401596543	DN589B LED12/840 P8PSU D150 WB G2	No	-
911401596643	DN590B LED18/830 P13PSU D150 WB G2	No	-
911401596743	DN590B LED18/840 P13PSU D150 WB G2	No	-
911401596843	DN591B LED23/830 P17PSU D150 WB G2	No	-
911401596943	DN591B LED23/840 P17PSU D150 WB G2	No	-
911401597043	DN589B LED12/830 P8PSD D150 WB G2	Yes	1%
911401597143	DN589B LED12/840 P8PSD D150 WB G2	Yes	1%
911401597243	DN590B LED18/830 P14PSD D150 WB G2	Yes	1%
911401597343	DN590B LED18/840 P14PSD D150 WB G2	Yes	1%
911401597443	DN591B LED23/830 P17PSD D150 WB G2	Yes	1%
911401597543	DN591B LED23/840 P17PSD D150 WB G2	Yes	1%
911401597643	DN589X LED12/840 P9WIA D150 WB G2	Yes	3%
911401597743	DN592B LED27/830 P22PSD D150 WB G2	Yes	1%
911401597843	DN592B LED27/840 P22PSD D150 WB G2	Yes	1%

Order Code	Full Product Name	Dimmable	Maximum dim
			level
911401597943	DN592X LED27/840 P21WIA D150 WB G2	Yes	1%
911401503944	DN592B LED28/TNW P23PSD D150 VWB G2	DALI	-
911401504744	DN592B LED26/CED P24PSD D150 VWB G2	DALI	-

Order Code	Full Product Name	Dimmable	Maximum dim
			level
911401505544	DN592X LED30/TNW P25PSD D150 VWB G2	DALI	-
911401506344	DN592X LED28/CED P26PSD D150 VWB G2	DALI	-

Mechanical and Housing

Order Code	Full Product Name	Ingress protection
		code
911401502944	DN589B LED10/840 P8PSU D100 WB WP G2	IP20(IP65 front)
911401503544	DN589B LED11/TNW P10PSD D100 WB G2	IP20
911401504344	DN589B LED10/CED P10PSD D100 WB G2	IP20
911401505144	DN589X LED8/TNW P7PSD D100 WB G2	IP20
911401505944	DN589X LED7/CED P7PSD D100 WB G2	IP20
911401591243	DN588B LED5/930 P4PSU D100 WB G2	IP20
911401591343	DN588B LED5/940 P4PSU D100 WB G2	IP20
911401591443	DN589B LED10/930 P8PSU D100 WB G2	IP20
911401591543	DN589B LED10/940 P8PSU D100 WB G2	IP20
911401591643	DN590B LED16/930 P13PSU D100 WB G2	IP20
911401591743	DN590B LED16/940 P13PSU D100 WB G2	IP20
911401591843	DN589B LED10/930 P8PSD D100 WB G2	IP20
911401591943	DN589B LED10/940 P8PSD D100 WB G2	IP20
911401592043	DN590B LED16/930 P14PSD D100 WB G2	IP20
911401592143	DN590B LED16/940 P14PSD D100 WB G2	IP20
911401592243	DN589X LED10/940 P9WIA D100 WB G2	IP20
911401592343	DN590X LED16/940 P14WIA D100 WB G2	IP20
911401503744	DN591B LED21/TNW P18PSD D125 VWB G2	IP20
911401504544	DN591B LED19/CED P18PSD D125 VWB G2	IP20
911401505344	DN591X LED17/TNW P13PSD D125 VWB G2	IP20
911401506144	DN591X LED15/CED P14PSD D125 VWB G2	IP20
911401500044	DN596B LED80/830 P62PSU D200 WB G2	IP20
911401500144	DN596B LED80/840 P62PSU D200 WB G2	IP20
911401500444	DN596B LED80/830 P59PSD D200 WB G2	IP20
911401500544	DN596B LED80/840 P59PSD D200 WB G2	IP20
911401500844	DN591B LED19/830 P13PSU D200 WB G2	IP20
911401500944	DN591B LED19/840 P13PSU D200 WB G2	IP20
911401501244	DN591B LED19/830 P13PSD D200 WB G2	IP20
911401501344	DN591B LED19/840 P13PSD D200 WB G2	IP20
911401501544	DN591X LED19/840 P13WIA D200 WB G2	IP20
911401501844	DN593B LED29/830 P20PSU D200 WB G2	IP20
911401501944	DN593B LED29/840 P20PSU D200 WB G2	IP20
911401502244	DN593B LED29/830 P21PSD D200 WB G2	IP20
911401502344	DN593B LED29/840 P21PSD D200 WB G2	IP20
911401502844	DN591B LED23/840 P13PSU D200 WB UE G2	IP20
911401504044	DN594B LED37/TNW P30PSD D200 WB G2	IP20
911401504844	DN594B LED34/CED P31PSD D200 WB G2	IP20
911401505644	DN594X LED39/TNW P32PSD D200 WB G2	IP20
911401506444	DN594X LED36/CED P32PSD D200 WB G2	IP20
911401598243	DN594B LED42/830 P30PSU D200 WB G2	IP20
911401598343	DN594B LED42/840 P30PSU D200 WB G2	IP20
911401598643	DN594B LED42/830 P31PSD D200 WB G2	IP20

Order Code	Full Product Name	Ingress protection
		code
911401598743	DN594B LED42/840 P31PSD D200 WB G2	IP20
911401598943	DN594X LED42/840 P30WIA D200 WB G2	IP20
911401599243	DN595B LED61/830 P46PSU D200 WB G2	IP20
911401599343	DN595B LED61/840 P46PSU D200 WB G2	IP20
911401599643	DN595B LED61/830 P47PSD D200 WB G2	IP20
911401599743	DN595B LED61/840 P47PSD D200 WB G2	IP20
911401500244	DN596B LED80/830 P59PSD D200 VWB-M G2	IP20
911401500344	DN596B LED80/840 P59PSD D200 VWB-M G2	IP20
911401500644	DN591B LED19/830 P13PSU D200 VWB-M G2	IP20
911401500744	DN591B LED19/840 P13PSU D200 VWB-M G2	IP20
911401501044	DN591B LED19/830 P13PSD D200 VWB-M G2	IP20
911401501144	DN591B LED19/840 P13PSD D200 VWB-M G2	IP20
911401501444	DN591X LED19/840 P13WIA D200 VWB-M G2	IP20
911401501644	DN593B LED29/830 P20PSU D200 VWB-M G2	IP20
911401501744	DN593B LED29/840 P20PSU D200 VWB-M G2	IP20
911401502044	DN593B LED29/830 P21PSD D200 VWB-M G2	IP20
911401502144	DN593B LED29/840 P21PSD D200 VWB-M G2	IP20
911401502744	DN591B LED23/840 P13PSU D200 VWB-M UE G2	IP20
911401598043	DN594B LED42/830 P30PSU D200 VWB-M G2	IP20
911401598143	DN594B LED42/840 P30PSU D200 VWB-M G2	IP20
911401598443	DN594B LED42/830 P31PSD D200 VWB-M G2	IP20
911401598543	DN594B LED42/840 P31PSD D200 VWB-M G2	IP20
911401598843	DN594X LED42/840 P30WIA D200 VWB-M G2	IP20
911401599043	DN595B LED61/830 P46PSU D200 VWB-M G2	IP20
911401599143	DN595B LED61/840 P46PSU D200 VWB-M G2	IP20
911401599443	DN595B LED61/830 P47PSD D200 VWB-M G2	IP20
911401599543	DN595B LED61/840 P47PSD D200 VWB-M G2	IP20
911401599843	DN596B LED80/830 P62PSU D200 VWB-M G2	IP20
911401599943	DN596B LED80/840 P62PSU D200 VWB-M G2	IP20
911401502544	DN589B LED12/840 P7PSU D125 WB UE G2	IP20
911401503044	DN590B LED17/840 P13PSU D125 WB WP G2	IP20(IP65 front)
911401503644	DN591B LED20/TNW P18PSD D125 WB G2	IP20
911401504444	DN591B LED19/CED P18PSD D125 WB G2	IP20
911401505244	DN591X LED16/TNW P13PSD D125 WB G2	IP20
911401506044	DN591X LED15/CED P14PSD D125 WB G2	IP20
911401592643	DN588B LED9/830 P6PSU D125 WB G2	IP20
911401592743	DN588B LED9/840 P6PSU D125 WB G2	IP20
911401593043	DN589B LED11/830 P8PSU D125 WB G2	IP20
911401593143	DN589B LED11/840 P8PSU D125 WB G2	IP20
911401593443	DN589B LED11/830 P8PSD D125 WB G2	IP20
911401593543	DN589B LED11/840 P8PSD D125 WB G2	IP20
911401593843	DN590B LED17/830 P13PSU D125 WB G2	IP20

Order Code	Full Product Name	Ingress protection code
911401593943	DN590B LED17/840 P13PSU D125 WB G2	IP20
911401594243	DN590B LED17/830 P14PSD D125 WB G2	IP20
911401594343	DN590B LED17/840 P14PSD D125 WB G2	IP20
911401594643	DN591B LED22/830 P17PSU D125 WB G2	IP20
911401594743	DN591B LED22/840 P17PSU D125 WB G2	IP20
911401595043	DN591B LED22/830 P18PSD D125 WB G2	IP20
911401595143	DN591B LED22/840 P18PSD D125 WB G2	IP20
911401595343	DN591X LED22/840 P17WIA D125 WB G2	IP20
911401595643	DN592B LED26/830 P21PSU D125 WB G2	IP20
911401595743	DN592B LED26/840 P21PSU D125 WB G2	IP20
911401596043	DN592B LED26/830 P22PSD D125 WB G2	IP20
911401596143	DN592B LED26/840 P22PSD D125 WB G2	IP20
911401596343	DN592X LED26/840 P21WIA D125 WB G2	IP20
911401588543	DN588B LED5/930 P4PSU D75 NB G2	IP20
911401588643	DN588B LED5/940 P4PSU D75 NB G2	IP20
911401588743	DN588B LED5/930 P4PSU D75 MB G2	IP20
911401588843	DN588B LED5/940 P4PSU D75 MB G2	IP20
911401588943	DN588B LED5/930 P4PSU D75 WB G2	IP20
911401589043	DN588B LED5/940 P4PSU D75 WB G2	IP20
911401589143	DN589B LED10/930 P8PSU D75 NB G2	IP20
911401589243	DN589B LED10/940 P8PSU D75 NB G2	IP20
911401589343	DN589B LED10/930 P8PSU D75 MB G2	IP20
911401589443	DN589B LED10/940 P8PSU D75 MB G2	IP20
911401589543	DN589B LED10/930 P8PSU D75 WB G2	IP20
911401589643	DN589B LED10/940 P8PSU D75 WB G2	IP20
911401589743	DN590B LED15/930 P14PSU D75 NB G2	IP20
911401589843	DN590B LED15/940 P14PSU D75 NB G2	IP20
911401589943	DN590B LED15/930 P14PSU D75 MB G2	IP20
911401590043	DN590B LED15/940 P14PSU D75 MB G2	IP20
911401590143	DN590B LED15/930 P14PSU D75 WB G2	IP20
911401590243	DN590B LED15/940 P14PSU D75 WB G2	IP20
911401590343	DN590B LED15/930 P14PSD D75 NB G2	IP20
911401590443	DN590B LED15/940 P14PSD D75 NB G2	IP20
911401590543	DN590B LED15/930 P14PSD D75 MB G2	IP20
911401590643	DN590B LED15/940 P14PSD D75 MB G2	IP20
911401590743	DN590B LED15/930 P14PSD D75 WB G2	IP20
911401590843	DN590B LED15/940 P14PSD D75 WB G2	IP20
911401590943	DN590X LED15/940 P14WIA D75 NB G2	IP20
911401591043	DN590X LED15/940 P14WIA D75 MB G2	IP20
911401591143	DN590X LED15/940 P14WIA D75 WB G2	IP20
911401502444	DN589B LED12/840 P7PSU D125 VWB-M UE G2	IP20
911401592443	DN588B LED9/830 P6PSU D125 VWB-M G2	IP20
911401592543	DN588B LED9/840 P6PSU D125 VWB-M G2	IP20
911401592843	DN589B LED11/830 P8PSU D125 VWB-M G2	IP20
911401592943	DN589B LED11/840 P8PSU D125 VWB-M G2	IP20
911401593243	DN589B LED11/830 P8PSD D125 VWB-M G2	IP20
911401593343	DN589B LED11/840 P8PSD D125 VWB-M G2	IP20

Order Code	Full Product Name	Ingress protection code
911401593643	DN590B LED17/830 P13PSU D125 VWB-M G2	IP20
911401593743	DN590B LED17/840 P13PSU D125 VWB-M G2	IP20
911401594043	DN590B LED17/830 P14PSD D125 VWB-M G2	IP20
911401594143	DN590B LED17/840 P14PSD D125 VWB-M G2	IP20
911401594443	DN591B LED22/830 P17PSU D125 VWB-M G2	IP20
911401594543	DN591B LED22/840 P17PSU D125 VWB-M G2	IP20
911401594843	DN591B LED22/830 P18PSD D125 VWB-M G2	IP20
911401594943	DN591B LED22/840 P18PSD D125 VWB-M G2	IP20
911401595243	DN591X LED22/840 P17WIA D125 VWB-M G2	IP20
911401595443	DN592B LED26/830 P21PSU D125 VWB-M G2	IP20
911401595543	DN592B LED26/840 P21PSU D125 VWB-M G2	IP20
911401595843	DN592B LED26/830 P22PSD D125 VWB-M G2	IP20
911401595943	DN592B LED26/840 P22PSD D125 VWB-M G2	IP20
911401596243	DN592X LED26/840 P21WIA D125 VWB-M G2	IP20
911401504144	DN594B LED39/TNW P30PSD D200 VWB G2	IP20
911401504944	DN594B LED36/CED P31PSD D200 VWB G2	IP20
911401505744	DN594X LED41/TNW P32PSD D200 VWB G2	IP20
911401506544	DN594X LED38/CED P32PSD D200 VWB G2	IP20
911401502644	DN590B LED17/840 P10PSU D150 WB UE G2	IP20
911401503144	DN591B LED23/840 P17PSU D150 WB WP G2	IP20(IP65 front)
911401503244	DN592B LED27/830 P21PSU D150 WB G2	IP20
911401503344	DN592B LED27/840 P21PSU D150 WB G2	IP20
911401503844	DN592B LED26/TNW P23PSD D150 WB G2	IP20
911401504644	DN592B LED24/CED P24PSD D150 WB G2	IP20
911401505444	DN592X LED29/TNW P25PSD D150 WB G2	IP20
911401506244	DN592X LED26/CED P26PSD D150 WB G2	IP20
911401596443	DN589B LED12/830 P8PSU D150 WB G2	IP20
911401596543	DN589B LED12/840 P8PSU D150 WB G2	IP20
911401596643	DN590B LED18/830 P13PSU D150 WB G2	IP20
911401596743	DN590B LED18/840 P13PSU D150 WB G2	IP20
911401596843	DN591B LED23/830 P17PSU D150 WB G2	IP20
911401596943	DN591B LED23/840 P17PSU D150 WB G2	IP20
911401597043	DN589B LED12/830 P8PSD D150 WB G2	IP20
911401597143	DN589B LED12/840 P8PSD D150 WB G2	IP20
911401597243	DN590B LED18/830 P14PSD D150 WB G2	IP20
911401597343	DN590B LED18/840 P14PSD D150 WB G2	IP20
911401597443	DN591B LED23/830 P17PSD D150 WB G2	IP20
911401597543	DN591B LED23/840 P17PSD D150 WB G2	IP20
911401597643	DN589X LED12/840 P9WIA D150 WB G2	IP20
911401597743	DN592B LED27/830 P22PSD D150 WB G2	IP20
911401597843	DN592B LED27/840 P22PSD D150 WB G2	IP20
911401597943	DN592X LED27/840 P21WIA D150 WB G2	IP20
911401503944	DN592B LED28/TNW P23PSD D150 VWB G2	IP20
911401504744	DN592B LED26/CED P24PSD D150 VWB G2	IP20
911401505544	DN592X LED30/TNW P25PSD D150 VWB G2	IP20
911401506344	DN592X LED28/CED P26PSD D150 VWB G2	IP20

Approval and Application

Order Code	Full Product Name	Ambient temperature range	Order Code	Full Product Name	Ambient temperature range
911401502944	DN589B LED10/840 P8PSU D100 WB WP G2	-20 °C to 40 °C	911401598343	DN594B LED42/840 P30PSU D200 WB G2	-20 °C to 40 °C
911401503544	DN589B LED11/TNW P10PSD D100 WB G2	-20 to +40 °C	911401598643	DN594B LED42/830 P31PSD D200 WB G2	-20 °C to 40 °C
911401504344	DN589B LED10/CED P10PSD D100 WB G2	-20 to +40 °C	911401598743	DN594B LED42/840 P31PSD D200 WB G2	-20 °C to 40 °C
911401505144	DN589X LED8/TNW P7PSD D100 WB G2	-20 to +40 °C	911401598943	DN594X LED42/840 P30WIA D200 WB G2	-20 °C to 40 °C
911401505944	DN589X LED7/CED P7PSD D100 WB G2	-20 to +40 °C	911401599243	DN595B LED61/830 P46PSU D200 WB G2	-20 °C to 40 °C
911401591243	DN588B LED5/930 P4PSU D100 WB G2	-20 °C to 40 °C	911401599343	DN595B LED61/840 P46PSU D200 WB G2	-20 °C to 40 °C
911401591343	DN588B LED5/940 P4PSU D100 WB G2	-20 °C to 40 °C	911401599643	DN595B LED61/830 P47PSD D200 WB G2	-20 °C to 40 °C
911401591443	DN589B LED10/930 P8PSU D100 WB G2	-20 °C to 40 °C	911401599743	DN595B LED61/840 P47PSD D200 WB G2	-20 °C to 40 °C
911401591543	DN589B LED10/940 P8PSU D100 WB G2	-20 °C to 40 °C	911401500244	DN596B LED80/830 P59PSD D200 VWB-M G2	-20 °C to 40 °C
911401591643	DN590B LED16/930 P13PSU D100 WB G2	-20 °C to 40 °C	911401500344	DN596B LED80/840 P59PSD D200 VWB-M G2	-20 °C to 40 °C
911401591743	DN590B LED16/940 P13PSU D100 WB G2	-20 °C to 40 °C	911401500644	DN591B LED19/830 P13PSU D200 VWB-M G2	-20 °C to 40 °C
911401591843	DN589B LED10/930 P8PSD D100 WB G2	-20 °C to 40 °C	911401500744	DN591B LED19/840 P13PSU D200 VWB-M G2	-20 °C to 40 °C
911401591943	DN589B LED10/940 P8PSD D100 WB G2	-20 °C to 40 °C	911401501044	DN591B LED19/830 P13PSD D200 VWB-M G2	-20 °C to 40 °C
911401592043	DN590B LED16/930 P14PSD D100 WB G2	-20 °C to 40 °C	911401501144	DN591B LED19/840 P13PSD D200 VWB-M G2	-20 °C to 40 °C
911401592143	DN590B LED16/940 P14PSD D100 WB G2	-20 °C to 40 °C	911401501444	DN591X LED19/840 P13WIA D200 VWB-M G2	-20 °C to 40 °C
911401592243	DN589X LED10/940 P9WIA D100 WB G2	-20 °C to 40 °C	911401501644	DN593B LED29/830 P20PSU D200 VWB-M G2	-20 °C to 40 °C
911401592343	DN590X LED16/940 P14WIA D100 WB G2	-20 °C to 40 °C	911401501744	DN593B LED29/840 P20PSU D200 VWB-M G2	-20 °C to 40 °C
911401503744	DN591B LED21/TNW P18PSD D125 VWB G2	-20 to +40 °C	911401502044	DN593B LED29/830 P21PSD D200 VWB-M G2	-20 °C to 40 °C
911401504544	DN591B LED19/CED P18PSD D125 VWB G2	-20 to +40 °C	911401502144	DN593B LED29/840 P21PSD D200 VWB-M G2	-20 °C to 40 °C
911401505344	DN591X LED17/TNW P13PSD D125 VWB G2	-20 to +40 °C	911401502744	DN591B LED23/840 P13PSU D200 VWB-M UE G2	-20 °C to 40 °C
911401506144	DN591X LED15/CED P14PSD D125 VWB G2	-20 to +40 °C	911401598043	DN594B LED42/830 P30PSU D200 VWB-M G2	-20 °C to 40 °C
911401500044	DN596B LED80/830 P62PSU D200 WB G2	-20 °C to 40 °C	911401598143	DN594B LED42/840 P30PSU D200 VWB-M G2	-20 °C to 40 °C
911401500144	DN596B LED80/840 P62PSU D200 WB G2	-20 °C to 40 °C	911401598443	DN594B LED42/830 P31PSD D200 VWB-M G2	-20 °C to 40 °C
911401500444	DN596B LED80/830 P59PSD D200 WB G2	-20 °C to 40 °C	911401598543	DN594B LED42/840 P31PSD D200 VWB-M G2	-20 °C to 40 °C
911401500544	DN596B LED80/840 P59PSD D200 WB G2	-20 °C to 40 °C	911401598843	DN594X LED42/840 P30WIA D200 VWB-M G2	-20 °C to 40 °C
911401500844	DN591B LED19/830 P13PSU D200 WB G2	-20 °C to 40 °C	911401599043	DN595B LED61/830 P46PSU D200 VWB-M G2	-20 °C to 40 °C
911401500944	DN591B LED19/840 P13PSU D200 WB G2	-20 °C to 40 °C	911401599143	DN595B LED61/840 P46PSU D200 VWB-M G2	-20 °C to 40 °C
911401501244	DN591B LED19/830 P13PSD D200 WB G2	-20 °C to 40 °C	911401599443	DN595B LED61/830 P47PSD D200 VWB-M G2	-20 °C to 40 °C
911401501344	DN591B LED19/840 P13PSD D200 WB G2	-20 °C to 40 °C	911401599543	DN595B LED61/840 P47PSD D200 VWB-M G2	-20 °C to 40 °C
911401501544	DN591X LED19/840 P13WIA D200 WB G2	-20 °C to 40 °C			
911401501844	DN593B LED29/830 P20PSU D200 WB G2	-20 °C to 40 °C			
911401501944	DN593B LED29/840 P20PSU D200 WB G2	-20 °C to 40 °C			
911401502244	DN593B LED29/830 P21PSD D200 WB G2	-20 °C to 40 °C			
911401502344	DN593B LED29/840 P21PSD D200 WB G2	-20 °C to 40 °C			
911401502844	DN591B LED23/840 P13PSU D200 WB UE G2	-20 °C to 40 °C			
911401504044	DN594B LED37/TNW P30PSD D200 WB G2	-20 to +40 °C			
911401504844	DN594B LED34/CED P31PSD D200 WB G2	-20 to +40 °C			
911401505644	DN594X LED39/TNW P32PSD D200 WB G2	-20 to +40 °C			
911401506444	DN594X LED36/CED P32PSD D200 WB G2	-20 to +40 °C			
911401598243	DN594B LED42/830 P30PSU D200 WB G2	-20 °C to 40 °C			

Order Code	Full Product Name	Ambient temperature range
911401599843	DN596B LED80/830 P62PSU D200 VWB-M G2	-20 °C to 40 °C
911401599943	DN596B LED80/840 P62PSU D200 VWB-M G2	-20 °C to 40 °C
911401502544	DN589B LED12/840 P7PSU D125 WB UE G2	-20 °C to 40 °C
911401503044	DN590B LED17/840 P13PSU D125 WB WP G2	-20 °C to 40 °C
911401503644	DN591B LED20/TNW P18PSD D125 WB G2	-20 to +40 °C
911401504444	DN591B LED19/CED P18PSD D125 WB G2	-20 to +40 °C
911401505244	DN591X LED16/TNW P13PSD D125 WB G2	-20 to +40 °C
911401506044	DN591X LED15/CED P14PSD D125 WB G2	-20 to +40 °C
911401592643	DN588B LED9/830 P6PSU D125 WB G2	-20 °C to 40 °C
911401592743	DN588B LED9/840 P6PSU D125 WB G2	-20 °C to 40 °C
911401593043	DN589B LED11/830 P8PSU D125 WB G2	-20 °C to 40 °C
911401593143	DN589B LED11/840 P8PSU D125 WB G2	-20 °C to 40 °C
911401593443	DN589B LED11/830 P8PSD D125 WB G2	-20 °C to 40 °C
911401593543	DN589B LED11/840 P8PSD D125 WB G2	-20 °C to 40 °C
911401593843	DN590B LED17/830 P13PSU D125 WB G2	-20 °C to 40 °C
911401593943	DN590B LED17/840 P13PSU D125 WB G2	-20 °C to 40 °C
911401594243	DN590B LED17/830 P14PSD D125 WB G2	-20 °C to 40 °C
911401594343	DN590B LED17/840 P14PSD D125 WB G2	-20 °C to 40 °C
911401594643	DN591B LED22/830 P17PSU D125 WB G2	-20 °C to 40 °C
911401594743	DN591B LED22/840 P17PSU D125 WB G2	-20 °C to 40 °C
911401595043	DN591B LED22/830 P18PSD D125 WB G2	-20 °C to 40 °C
911401595143	DN591B LED22/840 P18PSD D125 WB G2	-20 °C to 40 °C
911401595343	DN591X LED22/840 P17WIA D125 WB G2	-20 °C to 40 °C
911401595643	DN592B LED26/830 P21PSU D125 WB G2	-20 °C to 40 °C
911401595743	DN592B LED26/840 P21PSU D125 WB G2	-20 °C to 40 °C
911401596043	DN592B LED26/830 P22PSD D125 WB G2	-20 °C to 40 °C
911401596143	DN592B LED26/840 P22PSD D125 WB G2	-20 °C to 40 °C
911401596343	DN592X LED26/840 P21WIA D125 WB G2	-20 °C to 40 °C
911401588543	DN588B LED5/930 P4PSU D75 NB G2	-20 °C to 40 °C
911401588643	DN588B LED5/940 P4PSU D75 NB G2	-20 °C to 40 °C
911401588743	DN588B LED5/930 P4PSU D75 MB G2	-20 °C to 40 °C
911401588843	DN588B LED5/940 P4PSU D75 MB G2	-20 °C to 40 °C
911401588943	DN588B LED5/930 P4PSU D75 WB G2	-20 °C to 40 °C
911401589043	DN588B LED5/940 P4PSU D75 WB G2	-20 °C to 40 °C
911401589143	DN589B LED10/930 P8PSU D75 NB G2	-20 °C to 40 °C
911401589243	DN589B LED10/940 P8PSU D75 NB G2	-20 °C to 40 °C
911401589343	DN589B LED10/930 P8PSU D75 MB G2	-20 °C to 40 °C
911401589443	DN589B LED10/940 P8PSU D75 MB G2	-20 °C to 40 °C
911401589543	DN589B LED10/930 P8PSU D75 WB G2	-20 °C to 40 °C
911401589643	DN589B LED10/940 P8PSU D75 WB G2	-20 °C to 40 °C
911401589743	DN590B LED15/930 P14PSU D75 NB G2	-20 °C to 40 °C
911401589843	DN590B LED15/940 P14PSU D75 NB G2	-20 °C to 40 °C
911401589943	DN590B LED15/930 P14PSU D75 MB G2	-20 °C to 40 °C
911401590043	DN590B LED15/940 P14PSU D75 MB G2	-20 °C to 40 °C
911401590143	DN590B LED15/930 P14PSU D75 WB G2	-20 °C to 40 °C
911401590243	DN590B LED15/940 P14PSU D75 WB G2	-20 °C to 40 °C
911401590343	DN590B LED15/930 P14PSD D75 NB G2	-20 °C to 40 °C
911401590443	DN590B LED15/940 P14PSD D75 NB G2	-20 °C to 40 °C

Order Code	Full Product Name	Ambient temperature range
911401590543	DN590B LED15/930 P14PSD D75 MB G2	-20 °C to 40 °C
911401590643	DN590B LED15/940 P14PSD D75 MB G2	-20 °C to 40 °C
911401590743	DN590B LED15/930 P14PSD D75 WB G2	-20 °C to 40 °C
911401590843	DN590B LED15/940 P14PSD D75 WB G2	-20 °C to 40 °C
911401590943	DN590X LED15/940 P14WIA D75 NB G2	-20 °C to 40 °C
911401591043	DN590X LED15/940 P14WIA D75 MB G2	-20 °C to 40 °C
911401591143	DN590X LED15/940 P14WIA D75 WB G2	-20 °C to 40 °C
911401502444	DN589B LED12/840 P7PSU D125 VWB-M UE G2	-20 °C to 40 °C
911401592443	DN588B LED9/830 P6PSU D125 VWB-M G2	-20 °C to 40 °C
911401592543	DN588B LED9/840 P6PSU D125 VWB-M G2	-20 °C to 40 °C
911401592843	DN589B LED11/830 P8PSU D125 VWB-M G2	-20 °C to 40 °C
911401592943	DN589B LED11/840 P8PSU D125 VWB-M G2	-20 °C to 40 °C
911401593243	DN589B LED11/830 P8PSD D125 VWB-M G2	-20 °C to 40 °C
911401593343	DN589B LED11/840 P8PSD D125 VWB-M G2	-20 °C to 40 °C
911401593643	DN590B LED17/830 P13PSU D125 VWB-M G2	-20 °C to 40 °C
911401593743	DN590B LED17/840 P13PSU D125 VWB-M G2	-20 °C to 40 °C
911401594043	DN590B LED17/830 P14PSD D125 VWB-M G2	-20 °C to 40 °C
911401594143	DN590B LED17/840 P14PSD D125 VWB-M G2	-20 °C to 40 °C
911401594443	DN591B LED22/830 P17PSU D125 VWB-M G2	-20 °C to 40 °C
911401594543	DN591B LED22/840 P17PSU D125 VWB-M G2	-20 °C to 40 °C
911401594843	DN591B LED22/830 P18PSD D125 VWB-M G2	-20 °C to 40 °C
911401594943	DN591B LED22/840 P18PSD D125 VWB-M G2	-20 °C to 40 °C
911401595243	DN591X LED22/840 P17WIA D125 VWB-M G2	-20 °C to 40 °C
911401595443	DN592B LED26/830 P21PSU D125 VWB-M G2	-20 °C to 40 °C
911401595543	DN592B LED26/840 P21PSU D125 VWB-M G2	-20 °C to 40 °C
911401595843	DN592B LED26/830 P22PSD D125 VWB-M G2	-20 °C to 40 °C
911401595943	DN592B LED26/840 P22PSD D125 VWB-M G2	-20 °C to 40 °C
911401596243	DN592X LED26/840 P21WIA D125 VWB-M G2	-20 °C to 40 °C
911401504144	DN594B LED39/TNW P30PSD D200 VWB G2	-20 to +40 °C

Order Code	Full Product Name	Ambient temperature range	Order Code	Full Product Name	Ambient temperature range
911401504944	DN594B LED36/CED P31PSD D200 VWB G2	-20 to +40 °C	911401596743	DN590B LED18/840 P13PSU D150 WB G2	-20 °C to 40 °C
911401505744	DN594X LED41/TNW P32PSD D200 VWB G2	-20 to +40 °C	911401596843	DN591B LED23/830 P17PSU D150 WB G2	-20 °C to 40 °C
911401506544	DN594X LED38/CED P32PSD D200 VWB G2	-20 to +40 °C	911401596943	DN591B LED23/840 P17PSU D150 WB G2	-20 °C to 40 °C
911401502644	DN590B LED17/840 P10PSU D150 WB UE G2	-20 °C to 40 °C	911401597043	DN589B LED12/830 P8PSD D150 WB G2	-20 °C to 40 °C
911401503144	DN591B LED23/840 P17PSU D150 WB WP G2	-20 °C to 40 °C	911401597143	DN589B LED12/840 P8PSD D150 WB G2	-20 °C to 40 °C
911401503244	DN592B LED27/830 P21PSU D150 WB G2	-20 °C to 40 °C	911401597243	DN590B LED18/830 P14PSD D150 WB G2	-20 °C to 40 °C
911401503344	DN592B LED27/840 P21PSU D150 WB G2	-20 °C to 40 °C	911401597343	DN590B LED18/840 P14PSD D150 WB G2	-20 °C to 40 °C
911401503844	DN592B LED26/TNW P23PSD D150 WB G2	-20 to +40 °C	911401597443	DN591B LED23/830 P17PSD D150 WB G2	-20 °C to 40 °C
911401504644	DN592B LED24/CED P24PSD D150 WB G2	-20 to +40 °C	911401597543	DN591B LED23/840 P17PSD D150 WB G2	-20 °C to 40 °C
911401505444	DN592X LED29/TNW P25PSD D150 WB G2	-20 to +40 °C	911401597643	DN589X LED12/840 P9WIA D150 WB G2	-20 °C to 40 °C
911401506244	DN592X LED26/CED P26PSD D150 WB G2	-20 to +40 °C	911401597743	DN592B LED27/830 P22PSD D150 WB G2	-20 °C to 40 °C
911401596443	DN589B LED12/830 P8PSU D150 WB G2	-20 °C to 40 °C	911401597843	DN592B LED27/840 P22PSD D150 WB G2	-20 °C to 40 °C
911401596543	DN589B LED12/840 P8PSU D150 WB G2	-20 °C to 40 °C	911401597943	DN592X LED27/840 P21WIA D150 WB G2	-20 °C to 40 °C
911401596643	DN590B LED18/830 P13PSU D150 WB G2	-20 °C to 40 °C	911401503944	DN592B LED28/TNW P23PSD D150 VWB G2	-20 to +40 °C
			911401504744	DN592B LED26/CED P24PSD D150 VWB G2	-20 to +40 °C
			911401505544	DN592X LED30/TNW P25PSD D150 VWB G2	-20 to +40 °C
			911401506344	DN592X LED28/CED P26PSD D150 VWB G2	-20 to +40 °C

