



# LuxSpace Mini, recessed – high efficiency, visual comfort and a stylish design

## LuxSpace Mini, recessed

Customers are looking to optimize all their resources, and that means not just their running costs (energy, etc.) but also user costs where they see much bigger impact on return. Therefore, LuxSpace is designed to provide the perfect combination of efficiency, visual comfort and design, without compromising on lighting performance (color rendering and light distribution). It offers a wide choice of options for creating the desired ambience to support user comfort, no matter the application is.

### Benefits

- Best-in-class efficacy with up to 150lm/W
- Creates a gentle, natural light, ensuring visual comfort
- Perfect ceiling integration with narrow rim or rimless version for plaster ceilings
- Improved glare control with office compliancy
- Provides uniform lighting thanks to wide light distribution

## LuxSpace Mini, recessed

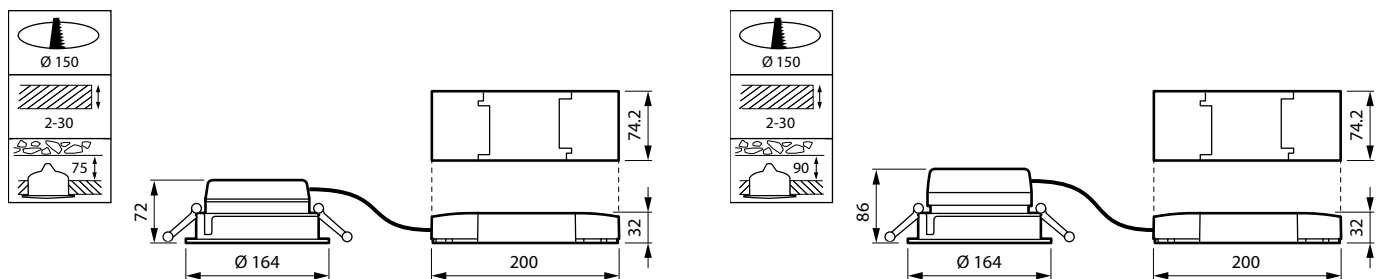
### Features

- Mini version for recessed with 150mm cut-out diameter (DN560B/DN561B)
- Choice of four optics: high-gloss, faceted, matt and white
- UGR19 and UGR22 versions with different product heights
- Selection of colors: High-gloss metalized, white (RAL9003), grey (RAL9006), black (RAL9004) as standard (any other RAL color possible upon request)
- Compliant for central emergency lighting with DC (upon request)
- Multiple additional options: Emergency lighting (single battery 3 hours), through-wiring, Eca and B2ca cable & connector options
- Extended useful lifetime 50,000 hours at L90

### Application

- Offices
- Retail
- Hospitals and Care Centers
- Hospitality

### Dimensional drawing



# LuxSpace Mini, recessed

## General Information

Driver included	Yes
Light source replaceable	No
Number of gear units	1 unit
Service tag	Yes

## Light Technical

Color rendering index (CRI)	>80
Optic type	-

## Operating and Electrical

Protection class IEC	Safety class II
Input Voltage	220 to 240 V
Line Frequency	50 to 60 Hz
Suitable for random switching	Yes

## Mechanical and Housing

Housing Color	White
Mech. impact protection code	IK02

## Approval and Application

Ambient temperature range	+10 to +25 °C
CE mark	Yes
ENEC mark	ENEC mark
Flammability mark	For mounting on normally flammable surfaces
Glow-wire test	Temperature 650 °C, duration 30 s

## Initial Performance (IEC Compliant)

Luminous flux tolerance	+/-10%
-------------------------	--------

## Light Technical

Order Code	Full Product Name	Correlated Color	Luminous Efficacy	Luminous Flux
		Temperature (Nom)	(rated) (Nom)	
910505100919	DN561B LED12S/830UE PSU-E C WH	3000 K	150 lm/W	1,200 lm
910505100920	DN561B LED12S/840UE PSU-E C WH	4000 K	158 lm/W	1,250 lm
910505100926	DN561B LED12S/840UE DIA-VLC-E C WH	4000 K	144 lm/W	1,250 lm
910505100915	DN560B LED12S/830UE PSU-E C WH	3000 K	150 lm/W	1,200 lm
910505100916	DN560B LED12S/840UE PSU-E C WH	4000 K	158 lm/W	1,250 lm
910505100917	DN560B LED12S/830UE PSU-E C PG WH	3000 K	144 lm/W	1,150 lm
910505100918	DN560B LED12S/840UE PSU-E C PG WH	4000 K	152 lm/W	1,200 lm
910505100924	DN560B LED12S/840UE DIA-VLC-E C WH	4000 K	144 lm/W	1,250 lm
910505100927	DN560B LED20S/830UE PSU-E C WH	3000 K	163 lm/W	2,100 lm

## Operating and Electrical

Order Code	Full Product Name	Power Consumption
910505100919	DN561B LED12S/830UE PSU-E C WH	8.1 W
910505100920	DN561B LED12S/840UE PSU-E C WH	8.1 W
910505100926	DN561B LED12S/840UE DIA-VLC-E C WH	8.9 W
910505100915	DN560B LED12S/830UE PSU-E C WH	8.1 W
910505100916	DN560B LED12S/840UE PSU-E C WH	8.1 W

Order Code	Full Product Name	Power Consumption
910505100917	DN560B LED12S/830UE PSU-E C PG WH	8.1 W
910505100918	DN560B LED12S/840UE PSU-E C PG WH	8.1 W
910505100924	DN560B LED12S/840UE DIA-VLC-E C WH	8.9 W
910505100927	DN560B LED20S/830UE PSU-E C WH	13 W

## Controls and Dimming

Order Code	Full Product Name	Dimmable	Embedded control	Maximum
				dim level
910505100919	DN561B LED12S/830UE PSU-E C WH	No	-	-
910505100920	DN561B LED12S/840UE PSU-E C WH	No	-	-

Order Code	Full Product Name	Dimmable	Embedded control	Maximum
				dim level
910505100926	DN561B LED12S/840UE DIA-VLC-E C WH	Yes	Visible light communication	1%
910505100915	DN560B LED12S/830UE PSU-E C WH	No	-	-

# LuxSpace Mini, recessed

Order Code	Full Product Name	Dimmable	Embedded control	Maximum dim level
910505100916	DN560B LED12S/840UE PSU-E C WH	No	-	-
910505100917	DN560B LED12S/830UE PSU-E C PG WH	No	-	-
910505100918	DN560B LED12S/840UE PSU-E C PG WH	No	-	-

Order Code	Full Product Name	Dimmable	Embedded control	Maximum dim level
910505100924	DN560B LED12S/840UE DIA-VLC-E C WH	Yes	Visible light communication	1%
910505100927	DN560B LED20S/830UE PSU-E C WH	No	-	-

## Mechanical and Housing

Order Code	Full Product Name	Ingress protection code
910505100919	DN561B LED12S/830UE PSU-E C WH	IP20
910505100920	DN561B LED12S/840UE PSU-E C WH	IP20
910505100926	DN561B LED12S/840UE DIA-VLC-E C WH	IP20
910505100915	DN560B LED12S/830UE PSU-E C WH	IP20
910505100916	DN560B LED12S/840UE PSU-E C WH	IP20

Order Code	Full Product Name	Ingress protection code
910505100917	DN560B LED12S/830UE PSU-E C PG WH	IP20/54
910505100918	DN560B LED12S/840UE PSU-E C PG WH	IP20/54
910505100924	DN560B LED12S/840UE DIA-VLC-E C WH	IP20
910505100927	DN560B LED20S/830UE PSU-E C WH	IP20

## Initial Performance (IEC Compliant)

Order Code	Full Product Name	Initial chromaticity
910505100919	DN561B LED12S/830UE PSU-E C WH	(0.43, 0.40) SDCM <2
910505100920	DN561B LED12S/840UE PSU-E C WH	(0.38, 0.38) SDCM <2
910505100926	DN561B LED12S/840UE DIA-VLC-E C WH	(0.38, 0.38) SDCM <2
910505100915	DN560B LED12S/830UE PSU-E C WH	(0.43, 0.40) SDCM <2
910505100916	DN560B LED12S/840UE PSU-E C WH	(0.38, 0.38) SDCM <2

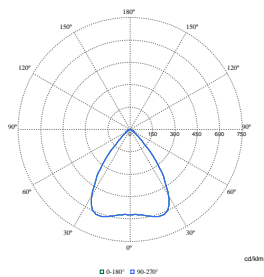
Order Code	Full Product Name	Initial chromaticity
910505100917	DN560B LED12S/830UE PSU-E C PG WH	(0.43, 0.40) SDCM <2
910505100918	DN560B LED12S/840UE PSU-E C PG WH	(0.38, 0.38) SDCM <2
910505100924	DN560B LED12S/840UE DIA-VLC-E C WH	(0.38, 0.38) SDCM <2
910505100927	DN560B LED20S/830UE PSU-E C WH	(0.43, 0.40) SDCM <2

## Product Data

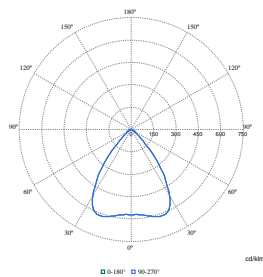
Order Code	Full Product Name	Product family code
910505100919	DN561B LED12S/830UE PSU-E C WH	DN561B
910505100920	DN561B LED12S/840UE PSU-E C WH	DN561B
910505100926	DN561B LED12S/840UE DIA-VLC-E C WH	DN561B
910505100915	DN560B LED12S/830UE PSU-E C WH	DN560B
910505100916	DN560B LED12S/840UE PSU-E C WH	DN560B

Order Code	Full Product Name	Product family code
910505100917	DN560B LED12S/830UE PSU-E C PG WH	DN560B
910505100918	DN560B LED12S/840UE PSU-E C PG WH	DN560B
910505100924	DN560B LED12S/840UE DIA-VLC-E C WH	DN560B
910505100927	DN560B LED20S/830UE PSU-E C WH	DN560B

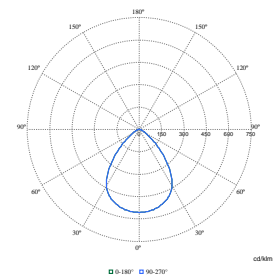
## Polar Wide Diagrams



Polar Normal (separate) - DN560BI - 910505100920



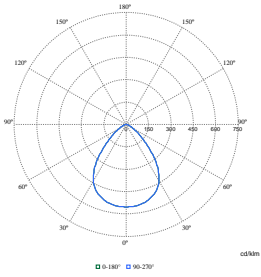
Polar Normal (separate) - DN560BI - 910505100926



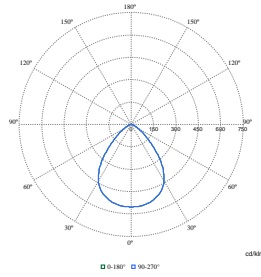
Polar Normal (separate) - DN560BI - 910505100927

# LuxSpace Mini, recessed

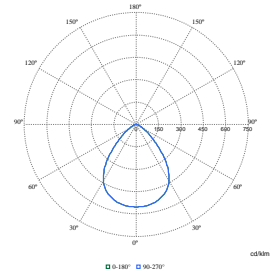
## Polar Wide Diagrams



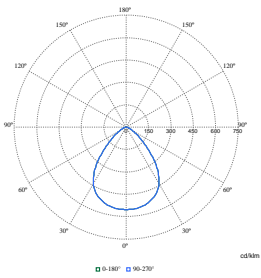
**Polar Normal (separate) - DN560BI - 910505100918**



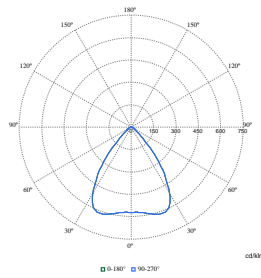
**Polar Normal (separate) - DN560BI - 910505100917**



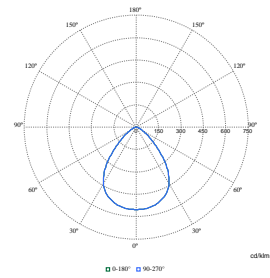
**Polar Normal (separate) - DN560BI - 910505100916**



**Polar Normal (separate) - DN560BI - 910505100924**



**Polar Normal (separate) - DN560BI - 910505100919**



**Polar Normal (separate) - DN560BI - 910505100915**

