



LuxSpace recessed – high efficiency, visual comfort and a stylish design

LuxSpace Mini, recessed

Customers are looking to optimize all their resources, and that means not just their running costs (energy, etc.) but also their human resources. Energy savings are therefore a priority, but they must not have an adverse effect on the well-being of employees, who need a pleasant environment in order to be more productive, or on customers, who want to enjoy their shopping experience. LuxSpace provides the perfect combination of efficiency, light comfort and design, without compromising on lighting performance (color rendering and color uniformity). It offers a wide choice of options for creating the desired ambience, no matter the application.

Benefits

- Best-in-class efficacy
- Creates a gentle, natural light, ensuring visual comfort
- Perfect integration with the ceiling thanks to the thin, narrow rim; rimless version ideal for integration into plaster ceilings

LuxSpace Mini, recessed

Features

- Choice of four optics: high-gloss, faceted, matt and white
- Heights: deep (up to UGR 19), low (up to UGR 22)
- Rim colors: high-gloss metalized, white (RAL9010), grey, black (RAL9004) as standard (any other RAL color possible upon request)
- Rimless version available
- Surface-mounted version available
- Compliant for central emergency lighting with DC
- Multiple additional options: PG and PGO (IP54 front face), emergency lighting (single battery 3 hours), suspended deco glasses, through-wiring

Application

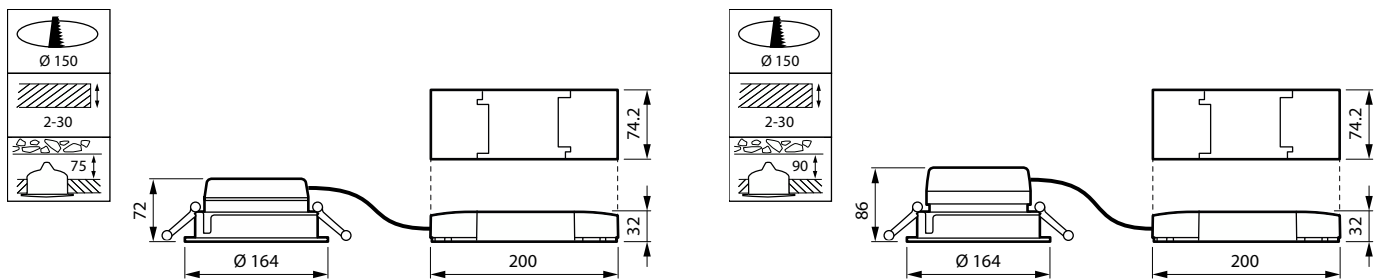
- Offices
- Retail
- Hospitals
- Hotels
- Airports

Versions



IPPR_DN560Bi_0001-Product photo

Dimensional drawing



LuxSpace Mini, recessed

General Information

Driver included	Yes
Light source replaceable	No
Number of gear units	1 unit
Service tag	Yes

Light Technical

Color rendering index (CRI)	>80
Optic type	-

Operating and Electrical

Protection class IEC	Safety class II
Input Voltage	220 to 240 V
Line Frequency	50 to 60 Hz
Suitable for random switching	Yes

Mechanical and Housing

Housing Color	White
Mech. impact protection code	IK02

Approval and Application

Ambient temperature range	+10 to +25 °C
CE mark	Yes
ENEC mark	ENEC mark
Flammability mark	For mounting on normally flammable surfaces
Glow-wire test	Temperature 650 °C, duration 30 s

Initial Performance (IEC Compliant)

Luminous flux tolerance	+/-10%
-------------------------	--------

Light Technical

Order Code	Full Product Name	Correlated Color	Luminous Efficacy	
		Temperature (Nom)	(rated) (Nom)	Luminous Flux
97048200	DN561B LED12S/830UE PSU-E C WH	3000 K	150 lm/W	1,200 lm
97049900	DN561B LED12S/840UE PSU-E C WH	4000 K	158 lm/W	1,250 lm
97055000	DN561B LED12S/840UE DIA-VLC-E C WH	4000 K	144 lm/W	1,250 lm
97044400	DN560B LED12S/830UE PSU-E C WH	3000 K	150 lm/W	1,200 lm
97045100	DN560B LED12S/840UE PSU-E C WH	4000 K	158 lm/W	1,250 lm
97047500	DN560B LED12S/840UE PSU-E C PG WH	4000 K	152 lm/W	1,200 lm
97053600	DN560B LED12S/840UE DIA-VLC-E C WH	4000 K	144 lm/W	1,250 lm
97056700	DN560B LED20S/830UE PSU-E C WH	3000 K	163 lm/W	2,100 lm
97057400	DN560B LED20S/840UE PSU-E C WH	4000 K	172 lm/W	2,200 lm

Operating and Electrical

Order Code	Full Product Name	Power Consumption
97048200	DN561B LED12S/830UE PSU-E C WH	8.1 W
97049900	DN561B LED12S/840UE PSU-E C WH	8.1 W
97055000	DN561B LED12S/840UE DIA-VLC-E C WH	8.9 W
97044400	DN560B LED12S/830UE PSU-E C WH	8.1 W
97045100	DN560B LED12S/840UE PSU-E C WH	8.1 W

Order Code	Full Product Name	Power Consumption
97047500	DN560B LED12S/840UE PSU-E C PG WH	8.1 W
97053600	DN560B LED12S/840UE DIA-VLC-E C WH	8.9 W
97056700	DN560B LED20S/830UE PSU-E C WH	13 W
97057400	DN560B LED20S/840UE PSU-E C WH	13 W

Controls and Dimming

Order Code	Full Product Name	Dimmable	Embedded control	Maximum
				dim level
97048200	DN561B LED12S/830UE PSU-E C WH	No	-	-
97049900	DN561B LED12S/840UE PSU-E C WH	No	-	-

Order Code	Full Product Name	Dimmable	Embedded control	Maximum
				dim level
97055000	DN561B LED12S/840UE DIA-VLC-E C WH	Yes	Visible light communication	1%
97044400	DN560B LED12S/830UE PSU-E C WH	No	-	-

LuxSpace Mini, recessed

Order Code	Full Product Name	Dimmable	Embedded control	Maximum dim level
97045100	DN560B LED12S/840UE PSU-E C WH	No	-	-
97047500	DN560B LED12S/840UE PSU-E C PG WH	No	-	-
97053600	DN560B LED12S/840UE DIA-VLC-E C WH	Yes	Visible light communication	1%

Order Code	Full Product Name	Dimmable	Embedded control	Maximum dim level
97056700	DN560B LED20S/830UE PSU-E C WH	No	-	-
97057400	DN560B LED20S/840UE PSU-E C WH	No	-	-

Mechanical and Housing

Order Code	Full Product Name	Ingress protection code
97048200	DN561B LED12S/830UE PSU-E C WH	IP20
97049900	DN561B LED12S/840UE PSU-E C WH	IP20
97055000	DN561B LED12S/840UE DIA-VLC-E C WH	IP20
97044400	DN560B LED12S/830UE PSU-E C WH	IP20
97045100	DN560B LED12S/840UE PSU-E C WH	IP20

Order Code	Full Product Name	Ingress protection code
97047500	DN560B LED12S/840UE PSU-E C PG WH	IP20/54
97053600	DN560B LED12S/840UE DIA-VLC-E C WH	IP20
97056700	DN560B LED20S/830UE PSU-E C WH	IP20
97057400	DN560B LED20S/840UE PSU-E C WH	IP20

Initial Performance (IEC Compliant)

Order Code	Full Product Name	Initial chromaticity
97048200	DN561B LED12S/830UE PSU-E C WH	(0.43, 0.40) SDCM <2
97049900	DN561B LED12S/840UE PSU-E C WH	(0.38, 0.38) SDCM <2
97055000	DN561B LED12S/840UE DIA-VLC-E C WH	(0.38, 0.38) SDCM <2
97044400	DN560B LED12S/830UE PSU-E C WH	(0.43, 0.40) SDCM <2
97045100	DN560B LED12S/840UE PSU-E C WH	(0.38, 0.38) SDCM <2

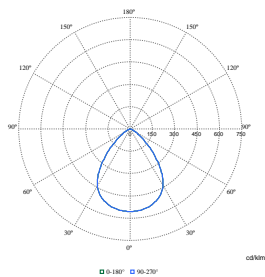
Order Code	Full Product Name	Initial chromaticity
97047500	DN560B LED12S/840UE PSU-E C PG WH	(0.38, 0.38) SDCM <2
97053600	DN560B LED12S/840UE DIA-VLC-E C WH	(0.38, 0.38) SDCM <2
97056700	DN560B LED20S/830UE PSU-E C WH	(0.43, 0.40) SDCM <2
97057400	DN560B LED20S/840UE PSU-E C WH	(0.38, 0.38) SDCM <2

Product Data

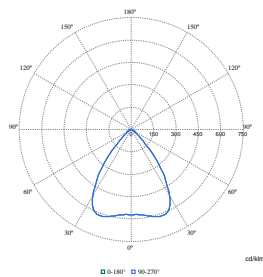
Order Code	Full Product Name	Product family code
97048200	DN561B LED12S/830UE PSU-E C WH	DN561B
97049900	DN561B LED12S/840UE PSU-E C WH	DN561B
97055000	DN561B LED12S/840UE DIA-VLC-E C WH	DN561B
97044400	DN560B LED12S/830UE PSU-E C WH	DN560B
97045100	DN560B LED12S/840UE PSU-E C WH	DN560B

Order Code	Full Product Name	Product family code
97047500	DN560B LED12S/840UE PSU-E C PG WH	DN560B
97053600	DN560B LED12S/840UE DIA-VLC-E C WH	DN560B
97056700	DN560B LED20S/830UE PSU-E C WH	DN560B
97057400	DN560B LED20S/840UE PSU-E C WH	DN560B

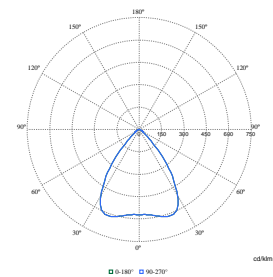
Polar Wide Diagrams



Polar Normal (separate) - DN560BI - 910505100928



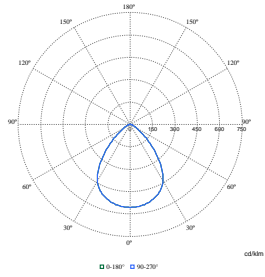
Polar Normal (separate) - DN560BI - 910505100920



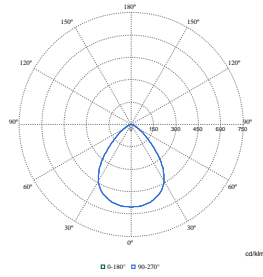
Polar Normal (separate) - DN560BI - 910505100926

LuxSpace Mini, recessed

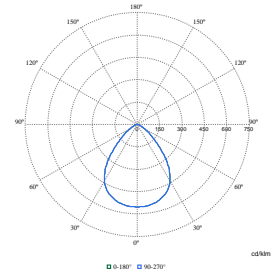
Polar Wide Diagrams



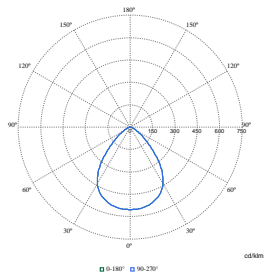
Polar Normal (separate) - DN560BI - 910505100927



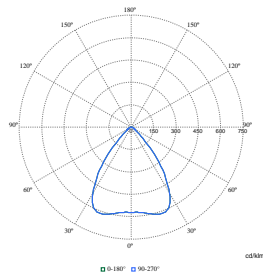
Polar Normal (separate) - DN560BI - 910505100918



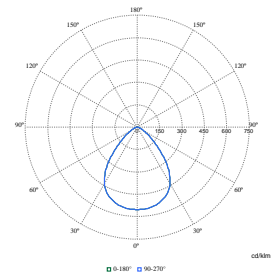
Polar Normal (separate) - DN560BI - 910505100916



Polar Normal (separate) - DN560BI - 910505100924



Polar Normal (separate) - DN560BI - 910505100919



Polar Normal (separate) - DN560BI - 910505100915

