



# Product Description

## MASTERColour CDM-T Elite

Single-ended, high-efficiency Ceramic Metal Halide discharge lamp

### Benefits

- Outstanding rendering of displayed merchandise due to high colour rendering (Ra 90) in combination with high lumen output; best offer in the market for 'enhancing merchandize'
- Excellent colour quality, which remains stable over lifetime
- Light output over lifetime maintains display brightness
- High efficacy and long lifetime for lowest operating costs and low heat generation
- Relatively low heat generation enhances comfort for shoppers and staff
- UV Block for reduced fading risk of merchandise

### Features

- Crisp white light
- Excellent colour rendering (Ra 90)
- Reliable lifetime performance
- Stable colour performance during lifetime
- Increased light output compared with regular MASTERColour lamps
- Improved maintenance compared with regular MASTERColour lamps
- Burning position for
  - CDM Elite-T 35W: vertical +/- 60 degrees
  - CDM Elite-T 70W: universal

### Application

- Accent and display lighting with a sparkling effect, excellent solution for Retail
- Decorative outdoor floodlighting

# MASTERCoulour CDM-T Elite

## Warnings and Safety

- Use only in totally enclosed luminaire, even during testing (IEC61167, IEC 62035, IEC60598)
- The luminaire must be able to contain hot lamp parts if the lamp ruptures
- Use only with electronic control gear. 35W & 70W lamps may also use electromagnetic gear.
- Control gear must include end-of-life protection (IEC61167, IEC 62035)
- A lamp breaking is extremely unlikely to have any impact on your health. If a lamp breaks, ventilate the room for 30 minutes and remove the parts, preferably with gloves. Put them in a sealed plastic bag and take it to your local waste facilities for recycling. Do not use a vacuum cleaner.

## Versions



LPPR\_CDM-T-E\_100W\_G12-Product photo

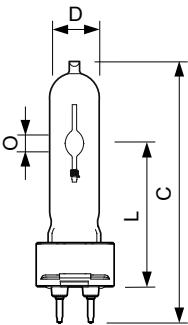
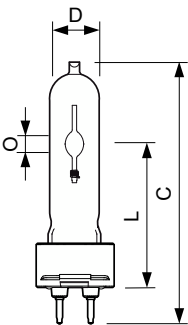


LPPR CDM-T 0005



LPPR\_CDM-T-E\_0006-Product photo

## Dimensional drawing



Product	D (max)	D O	L (min)	L (max)	L	C (max)
MASTERC CDM-T Elite 20W/830	20 mm	4 mm	55 mm	57 mm	56 mm	103 mm
G12 1CT/12						

Product	D (max)	O	L (min)	L (max)	L	C (max)
MASTERC CDM-T Elite	20 mm	8.5 mm	55 mm	57 mm	56 mm	110 mm
100W/930 G12 1CT/12						
MASTERC CDM-T Elite 35W/930	20 mm	4.8 mm	55 mm	57 mm	56 mm	103 mm
G12 1CT/12						
MASTERC CDM-T Elite 35W/942	20 mm	5.2 mm	55 mm	57 mm	56 mm	103 mm
G12 1CT						
MASTERC CDM-T Elite 50W/930	20 mm	6 mm	55 mm	57 mm	56 mm	103 mm
G12 1CT/12						
MASTERC CDM-T Elite 70W/930	20 mm	7.15 mm	55 mm	57 mm	56 mm	103 mm
G12 1CT/12						
MASTERC CDM-T Elite 70W/942	20 mm	7.75 mm	55 mm	57 mm	56 mm	103 mm
G12 1CT						

MASTERColour CDM-T Elite

General Information	
Cap base	G12
Operating position	UNIVERSAL
Controls and Dimming	
Dimmable	No
Mechanical and Housing	
Lamp Finish	Clear
Bulb shape	T19

Light Technical

Order Code	Full Product Name	Chromaticity	Chromaticity	Colour designation	Correlated Colour	Colour	Luminous efficacy (rated) (nom.)	Luminous Flux
		Coordinate X (Nom)	Coordinate Y (Nom)		Temperature (Nom)	rendering index (CRI)		
87169200	MASTERColour CDM-T Elite 100W/930 G12 1CT/12	0.434	0.398	Warm White (WW)	3000 K	92	110 lm/W	11,000 lm
87156200	MASTERColour CDM-T Elite 20W/830 G12.1CT/12	0.434	0.398	Warm White (WW)	3000 K	84	90 lm/W	1,800 lm
91137400	MasterC CDM-T Elite 35W/930 G12 1CT/12	0.434	0.398	Warm White (WW)	3000 K	90	98 lm/W	4,050 lm
16364000	MASTERColour CDM-T Elite 35W/942 G12 1CT	0.371	0.366	Cool White (CW)	4200 K	90	98 lm/W	3,850 lm
91141100	MASTERColour CDM-T Elite 70W/930 G12 1CT/12	0.434	0.398	Warm White (WW)	3000 K	90	103 lm/W	7,800 lm
16362600	MASTERColour CDM-T Elite 70W/942 G12 1CT	0.371	0.366	Cool White (CW)	4200 K	90	100 lm/W	7,500 lm
93060300	MASTERColour CDM-T Elite 50W/930 G12 1CT/12	0.434	0.398	Warm White (WW)	3000 K	90	108 lm/W	5,450 lm

Operating and Electrical

Order Code	Full Product Name	Voltage (nom.)	Power Consumption
87169200	MASTERColour CDM-T Elite 100W/930 G12 1CT/12	88 V	100.1 W
87156200	MASTERColour CDM-T Elite 20W/830 G12.1CT/12	95 V	20.1 W
91137400	MasterC CDM-T Elite 35W/930 G12 1CT/12	85 V	39.1 W
16364000	MASTERColour CDM-T Elite 35W/942 G12 1CT	90 V	39.1 W

Order Code	Full Product Name	Voltage (nom.)	Power Consumption
91141100	MASTERColour CDM-T Elite 70W/930 G12 1CT/12	85 V	73.2 W
16362600	MASTERColour CDM-T Elite 70W/942 G12 1CT	87 V	73.2 W
93060300	MASTERColour CDM-T Elite 50W/930 G12 1CT/12	90 V	50.2 W

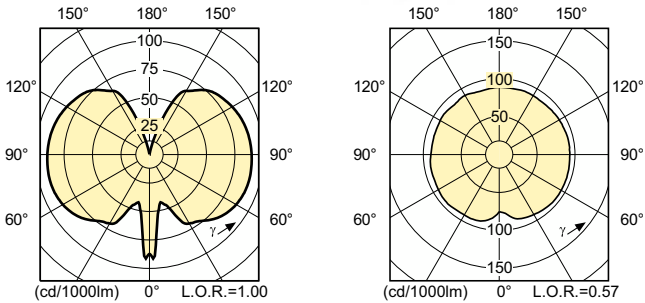
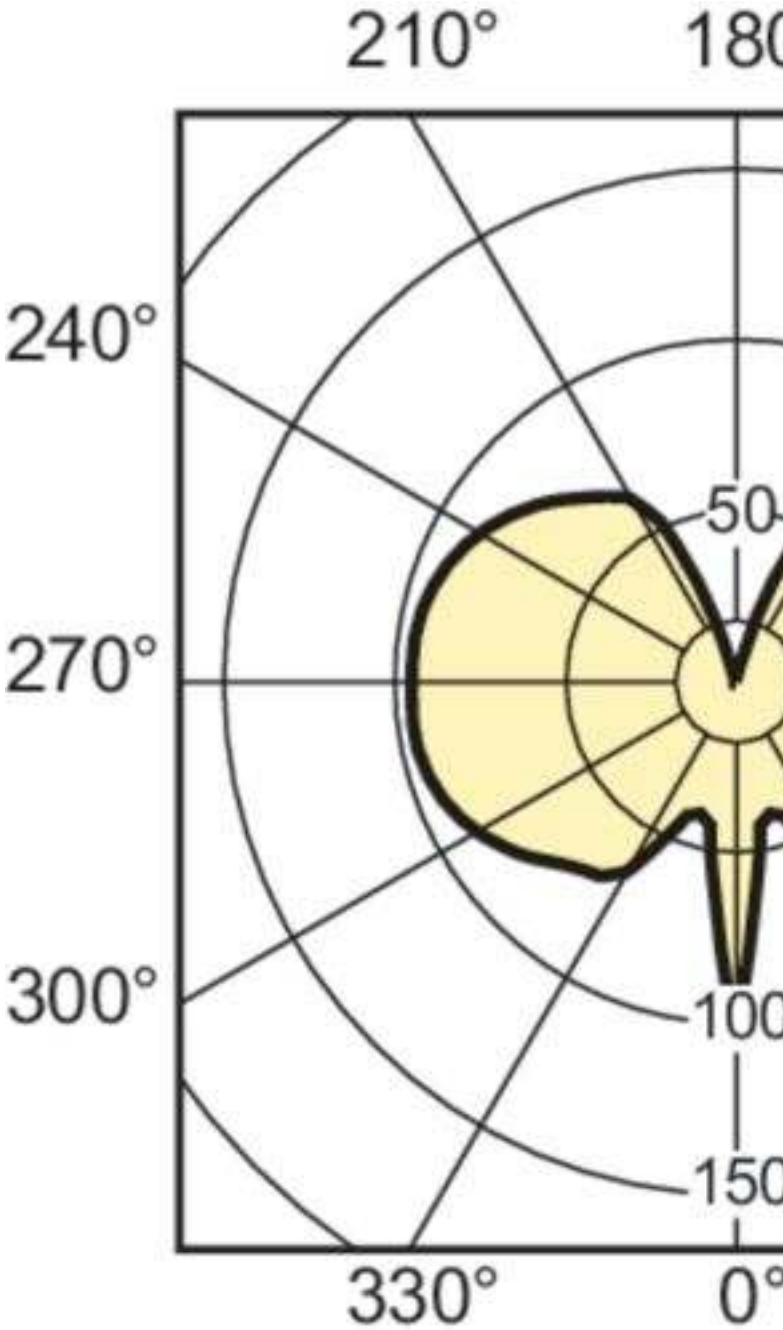
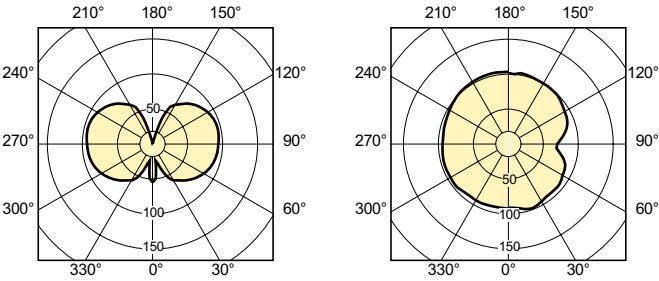
Approval and Application

Order Code	Full Product Name	Energy consumption	Mercury (Hg)	Mercury (Hg)
		kWh/1,000 hours	content (max.)	content (nom.)
87169200	MASTERColour CDM-T Elite 100W/930 G12 1CT/12	101 kWh	10.1 mg	10.1 mg

Order Code	Full Product Name	Energy consumption	Mercury (Hg)	Mercury (Hg)
		kWh/1,000 hours	content (max.)	content (nom.)
87156200	MASTERColour CDM-T Elite 20W/830 G12.1CT/12	21 kWh	3.5 mg	3.5 mg

MASTERColour CDM-T Elite

Order Code	Full Product Name	Energy consumption kWh/1,000 hours	Mercury (Hg) content (max.)	Mercury (Hg) content (nom.)
91137400	MasterC CDM-T Elite 35W/930 G12 1CT/12	40 kWh	4.7 mg	4.7 mg
16364000	MASTERColour CDM-T Elite 35W/942 G12 1CT	40 kWh	4.9 mg	4.9 mg
91141100	MASTERColour CDM-T Elite 70W/930 G12 1CT/12	74 kWh	6.6 mg	6.6 mg
16362600	MASTERColour CDM-T Elite 70W/942 G12 1CT	74 kWh	6.6 mg	6.6 mg
93060300	MASTERColour CDM-T Elite 50W/930 G12 1CT/12	51 kWh	6.6 mg	6.6 mg



## MASTERColour CDM-T Elite

