



Perfect sparkle, unrivalled efficiency

MASTERColour CDM-T Elite

Single-ended, very high-efficiency, long-life Ceramic Metal Halide discharge lamp producing crisp white sparkling light with high color rendering

Benefits

- High-intensity beam of crisp white sparkling light makes merchandise look irresistible
- Stable color and lumen output over life keeps your store attractive season after season
- Lowest Total Cost of Ownership as a result of high efficacy (same light, less energy or same energy, more light) and long life

Features

- Crisp white sparkling light
- Excellent color rendering, with extra red
- High efficacy with unparalleled lumen maintenance
- Stable color performance over lifetime
- UV-blocking glass

Application

- Accent and display lighting in retail
- General and decorative indoor lighting
- Outdoor area lighting

MASTERC colour CDM-T Elite

Warnings and Safety

- Use only in totally enclosed luminaire, even during testing (IEC61167, IEC 62035, IEC60598)
- The luminaire must be able to contain hot lamp parts if the lamp ruptures
- Use only with electronic control gear. 35W & 70W lamps may also use electromagnetic gear.
- Control gear must include end-of-life protection (IEC61167, IEC 62035)
- A lamp breaking is extremely unlikely to have any impact on your health. If a lamp breaks, ventilate the room for 30 minutes and remove the parts, preferably with gloves. Put them in a sealed plastic bag and take it to your local waste facilities for recycling. Do not use a vacuum cleaner.

Versions



LPPR_CDM-T-E_150W_930-Product photo

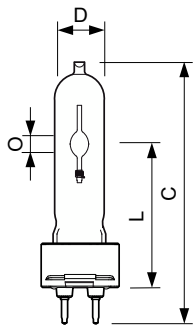


LPPR_CDM-T-E_100W_G12-Product photo

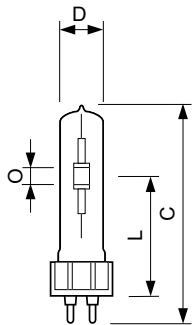


LPPR_CDM-T_0005

Dimensional drawing



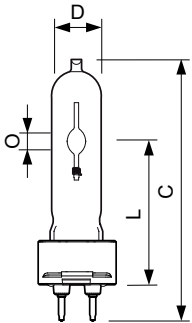
Product	D (max)	D O	L (min)	L (max)	L	C (max)
MASTERC CDM-T Elite 20W/830	20 mm	4 mm	55 mm	57 mm	56 mm	103 mm
G12 1CT/12						



Product	D (max)	O	L (min)	L (max)	L	C (max)
MASTERC CDM-T Elite 150W/930	20 mm	9 mm	55 mm	57 mm	56 mm	110 mm
G12 1CT/12						

MASTERC colour CDM-T Elite

Dimensional drawing



Product	D (max)	O	L (min)	L (max)	L	C (max)
MASTERC CDM-T Elite 100W/930 G12 1CT/12	20 mm	8.5 mm	55 mm	57 mm	56 mm	110 mm
MASTERC CDM-T Elite 35W/930 G12 1CT/12	20 mm	4.8 mm	55 mm	57 mm	56 mm	103 mm
MASTERC CDM-T Elite 35W/930 G12 1CT/12	20 mm	4.8 mm	55 mm	57 mm	56 mm	103 mm
MASTERC CDM-T Elite 35W/942 G12 1CT	20 mm	5.2 mm	55 mm	57 mm	56 mm	103 mm
MASTERC CDM-T Elite 35W/942 G12 1CT	20 mm	5.2 mm	55 mm	57 mm	56 mm	103 mm
MASTERC CDM-T Elite 50W/930 G12 1CT/12	20 mm	6 mm	55 mm	57 mm	56 mm	103 mm
MASTERC CDM-T Elite 50W/942 G12 1CT	20 mm	7.1 mm	55 mm	57 mm	56 mm	103 mm
MASTERC CDM-T Elite 70W/930 G12 1CT/12	20 mm	7.15 mm	55 mm	57 mm	56 mm	103 mm
MASTERC CDM-T Elite 70W/930 G12 1CT/12	20 mm	7.15 mm	55 mm	57 mm	56 mm	103 mm
MASTERC CDM-T Elite 70W/942 G12 1CT	20 mm	7.75 mm	55 mm	57 mm	56 mm	103 mm
MASTERC CDM-T Elite 70W/942 G12 1CT	20 mm	7.75 mm	55 mm	57 mm	56 mm	103 mm

General Information

Cap-Base G12

Controls and Dimming

Dimmable No

Mechanical and Housing

Bulb Finish Clear

Bulb Shape T19

General Information

Order Code	Full Product Name	Operating Position
928094705125	MASTERC CDM-T Elite 150W/930 G12 1CT/12	P10
928183205125	MASTERC CDM-T Elite 100W/930 G12 1CT/12	UNIVERSAL
928183305125	MASTERC CDM-T Elite 20W/830 G12 1CT/12	UNIVERSAL
928185205129	MASTERC CDM-T Elite 35W/930 G12 1CT/12	UNIVERSAL
928185205131	MASTERC CDM-T Elite 35W/930 G12 1CT/12	UNIVERSAL
928193605129	MASTERC CDM-T Elite 35W/942 G12 1CT	UNIVERSAL
928193605131	MASTERC CDM-T Elite 35W/942 G12 1CT	UNIVERSAL

Order Code	Full Product Name	Operating Position
928185305129	MASTERC CDM-T Elite 70W/930 G12 1CT/12	UNIVERSAL
928185305131	MASTERC CDM-T Elite 70W/930 G12 1CT/12	UNIVERSAL
928193705129	MASTERC CDM-T Elite 70W/942 G12 1CT	UNIVERSAL
928193705131	MASTERC CDM-T Elite 70W/942 G12 1CT	UNIVERSAL
928080015131	MASTERC CDM-T Elite 50W/942 G12 1CT	UNIVERSAL
928191705131	MASTERC CDM-T Elite 50W/930 G12 1CT/12	UNIVERSAL

Light Technical

MASTERC colour CDM-T Elite

Order Code	Full Product Name	Chromaticity Coordinate X (Nom)	Chromaticity Coordinate Y (Nom)	Color Designation	Correlated Color Temperature (Nom)	Color rendering index (CRI)	Luminous Efficacy (rated) (Nom)	Luminous Flux
928094705125	MASTERC CDM-T Elite 150W/930 G12 1CT/12	0.434	0.398	Warm White (WW)	3000 K	92	98 lm/W	14,600 lm
928183205125	MASTERC CDM-T Elite 100W/930 G12 1CT/12	0.434	0.398	Warm White (WW)	3000 K	92	110 lm/W	11,000 lm
928183305125	MASTERC CDM-T Elite 20W/830 G12 1CT/12	0.434	0.398	Warm White (WW)	3000 K	84	90 lm/W	1,800 lm
928185205129	MASTERC CDM-T Elite 35W/930 G12 1CT/12	0.435	0.395	Warm White (WW)	3000 K	90	98 lm/W	-
928185205131	MASTERC CDM-T Elite 35W/930 G12 1CT/12	0.434	0.398	Warm White (WW)	3000 K	90	98 lm/W	4,050 lm
928193605129	MASTERC CDM-T Elite 35W/942 G12 1CT	0.366	0.364	Cool White (CW)	4200 K	90	98 lm/W	-
928193605131	MASTERC CDM-T Elite 35W/942 G12 1CT	0.371	0.366	Cool White (CW)	4200 K	90	98 lm/W	3,850 lm
928185305129	MASTERC CDM-T Elite 70W/930 G12 1CT/12	0.435	0.396	Warm White (WW)	3000 K	90	103 lm/W	-
928185305131	MASTERC CDM-T Elite 70W/930 G12 1CT/12	0.434	0.398	Warm White (WW)	3000 K	90	103 lm/W	7,800 lm
928193705129	MASTERC CDM-T Elite 70W/942 G12 1CT	0.362	0.363	Cool White (CW)	4200 K	90	100 lm/W	-
928193705131	MASTERC CDM-T Elite 70W/942 G12 1CT	0.371	0.366	Cool White (CW)	4200 K	90	100 lm/W	7,500 lm
928080015131	MASTERC CDM-T Elite 50W/942 G12 1CT	0.371	0.366	Cool White (CW)	4200 K	90	100 lm/W	5,000 lm
928191705131	MASTERC CDM-T Elite 50W/930 G12 1CT/12	0.434	0.398	Warm White (WW)	3000 K	90	108 lm/W	5,450 lm

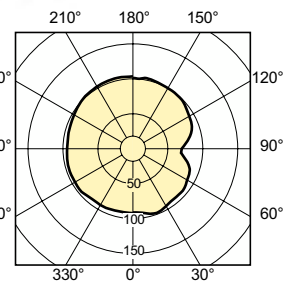
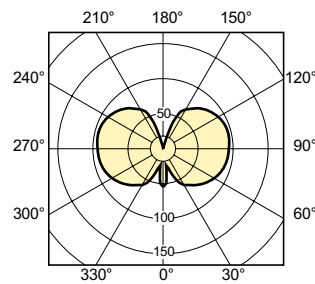
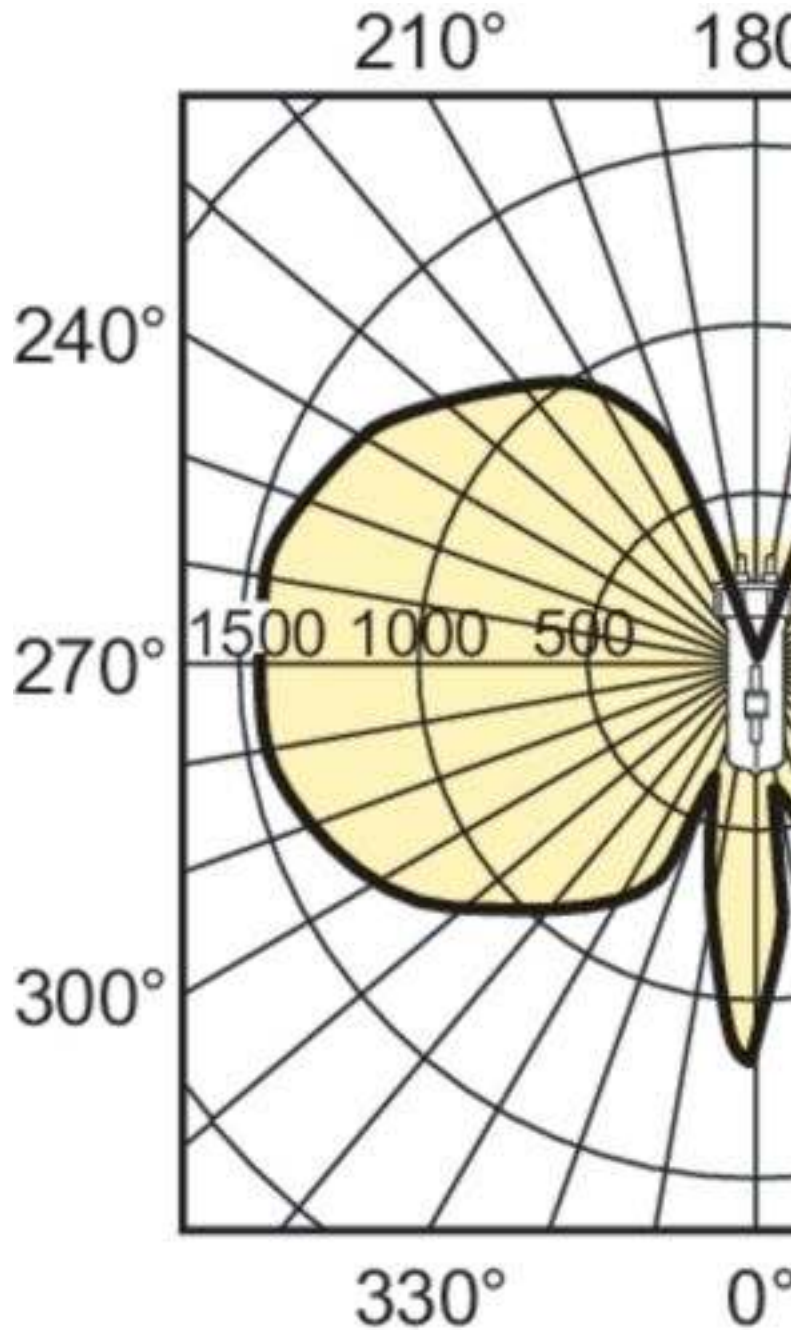
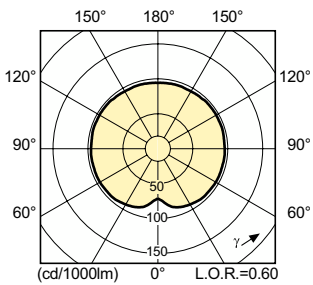
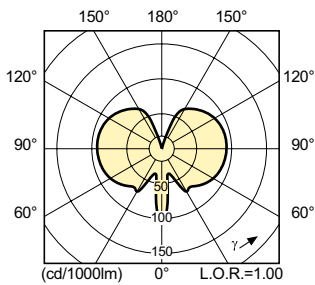
Operating and Electrical

Order Code	Full Product Name	Voltage (Nom)	Power Consumption	Order Code	Full Product Name	Voltage (Nom)	Power Consumption
928094705125	MASTERC CDM-T Elite 150W/930 G12 1CT/12	92 V	150.1 W	928185305129	MASTERC CDM-T Elite 70W/930 G12 1CT/12	85 V	73.2 W
928183205125	MASTERC CDM-T Elite 100W/930 G12 1CT/12	88 V	100.1 W	928185305131	MASTERC CDM-T Elite 70W/930 G12 1CT/12	85 V	73.2 W
928183305125	MASTERC CDM-T Elite 20W/830 G12 1CT/12	95 V	20.1 W	928193705129	MASTERC CDM-T Elite 70W/942 G12 1CT	87 V	73.2 W
928185205129	MASTERC CDM-T Elite 35W/930 G12 1CT/12	85 V	39.1 W	928193705131	MASTERC CDM-T Elite 70W/942 G12 1CT	87 V	73.2 W
928185205131	MASTERC CDM-T Elite 35W/930 G12 1CT/12	85 V	39.1 W	928080015131	MASTERC CDM-T Elite 50W/942 G12 1CT	91 V	50.2 W
928193605129	MASTERC CDM-T Elite 35W/942 G12 1CT	90 V	39.1 W	928191705131	MASTERC CDM-T Elite 50W/930 G12 1CT/12	90 V	50.2 W
928193605131	MASTERC CDM-T Elite 35W/942 G12 1CT	90 V	39.1 W				

Approval and Application

MASTERCoulour CDM-T Elite

Order Code	Full Product Name	Energy Consumption kWh/1000 h	Mercury (Hg) Content (Max)	Mercury (Hg) Content (Nom)
928094705125	MASTERC CDM-T Elite 150W/930 G12 1CT/12	151 kWh	9.5 mg	9.5 mg
928183205125	MASTERC CDM-T Elite 100W/930 G12 1CT/12	101 kWh	10.1 mg	10.1 mg
928183305125	MASTERC CDM-T Elite 20W/830 G12 1CT/12	21 kWh	3.5 mg	3.5 mg
928185205129	MASTERC CDM-T Elite 35W/930 G12 1CT/12	43 kWh	-	4.7 mg
928185205131	MASTERC CDM-T Elite 35W/930 G12 1CT/12	40 kWh	4.7 mg	4.7 mg
928193605129	MASTERC CDM-T Elite 35W/942 G12 1CT	43 kWh	-	4.9 mg
928193605131	MASTERC CDM-T Elite 35W/942 G12 1CT	40 kWh	4.9 mg	4.9 mg
928185305129	MASTERC CDM-T Elite 70W/930 G12 1CT/12	80 kWh	-	6.6 mg
928185305131	MASTERC CDM-T Elite 70W/930 G12 1CT/12	74 kWh	6.6 mg	6.6 mg
928193705129	MASTERC CDM-T Elite 70W/942 G12 1CT	80 kWh	-	6.6 mg
928193705131	MASTERC CDM-T Elite 70W/942 G12 1CT	74 kWh	6.6 mg	6.6 mg
928080015131	MASTERC CDM-T Elite 50W/942 G12 1CT	51 kWh	5.7 mg	5.7 mg
928191705131	MASTERC CDM-T Elite 50W/930 G12 1CT/12	51 kWh	6.6 mg	6.6 mg



MASTERColour CDM-T Elite

